

**For any inquiries, contact:**

**Research**

**Aysegul Ozge Ozgur**

[aozgur@rabeesecurities.com](mailto:aozgur@rabeesecurities.com)

**Trading**

[trading@rabeesecurities.com](mailto:trading@rabeesecurities.com)

Address: 903/14/19

Karada

Baghdad-Iraq

Tel: +964 1 7180 696

[info@rabeesecurities.com](mailto:info@rabeesecurities.com)

**RS Bloomberg page: <RSIQ>**

[www.rabeesecurities.com](http://www.rabeesecurities.com)

**DISCLAIMER**

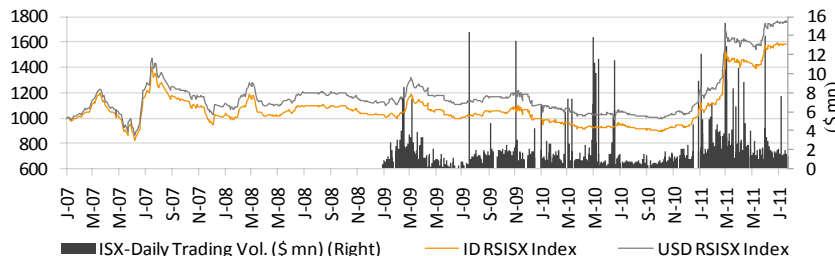
This publication may not be reproduced, modified, or re-disseminated in whole or in part without the prior written permission of Rabee Securities. The information provided herein is of a general nature and for informational purposes only and is not intended to serve as an offer or solicitation with respect to the purchase or sale of any security, or as a recommendation to adopt any particular trading strategy. Such information is subject to change without prior notice. Although Rabee Securities obtains information from sources it considers reliable, Rabee Securities makes no representations or warranties, express or implied, as to the information's accuracy or completeness. Furthermore, such information may be incomplete or condensed. Rabee Securities, its affiliates, directors, employees, assigns, agents, and successors bear no liability for any errors or omissions in this publication or for any losses arising from the use of or reliance upon this information. This limitation on liability applies to direct, indirect, consequential, special, punitive, or other damages, as well as damages for loss of profits or business interruption. Investors shall bear all responsibility for investment decisions taken on the basis of the contents of this report. Rabee Securities strongly advises potential investors to seek financial guidance when determining whether an investment is appropriate to their needs. All estimates included in this report constitute Rabee Securities' opinion as of the date published on the report and are subject to change without notice.

# Weekly Bulletin

**Weekly Value Traded**

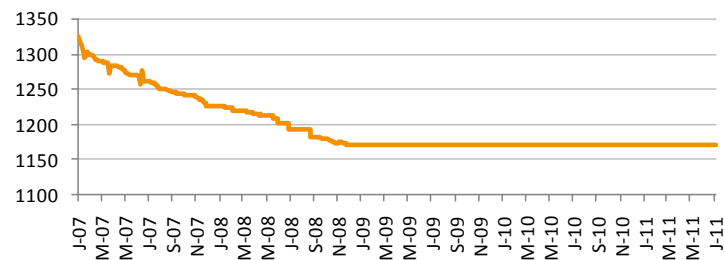
ID8,931,595,000

**Rabee Securities (RS) Index - RSISX Index**

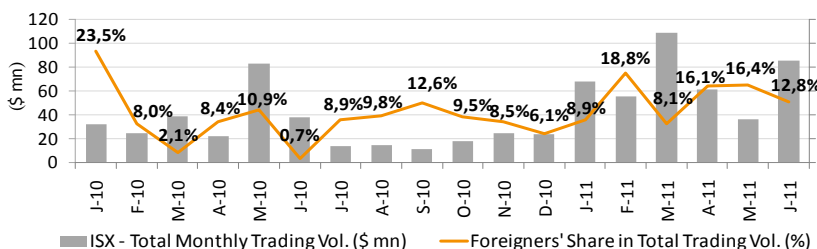


**Iraqi Dinar Value**

1USD=1170



**ISX - Total Monthly Trading Vol. (\$ mn) & Foreigners' Share in Total T. Vol. (%)**



**News from Iraq**

**Politics**

- Premier Nouri al-Maliki discussed in a telephone call on Wednesday questions related to the U.S. forces withdrawal with U.S. Vice-President Joe Biden. In a statement issued by Maliki's office, he confirmed that the parliament will decide whether Iraq needs the continued extension of the U.S. forces. (Aswat Al-Iraq)
- Iran President Mahmud Ahmadinezhad said on Wednesday that promoting Iran-Iraq ties would benefit the two nations and the entire region. In a meeting with the visiting Iraqi oil minister, he noted that the two nations have had special historical and cultural relations. (Noozz)

**Economics**

- Taxes and tariffs law soon to be implemented in Iraq. Iraq's ministerial council announced that the law of taxes and tariffs that will include mainly imported goods and products which can be manufactured locally. (Alsumaria TV)
- Iraq's oil ministry says oil exports increased in June by slightly over 2% compared to the previous month, according to the Washington Post. (Iraq Business)

**ISX - Company Announcements**

- Middle East for Production-Fish (AMEF) will hold AGM on August 15, 2011 to discuss annual financial report and the cash dividend ratio. ISX will suspend trading of AMEF starting from August 8, 2011.
- Al-Ayaam Financial Investment (VAYF) will hold AGM on August 8, 2011 to elect new board members.
- Baghdad Hotel (HBAG) will hold AGM on August 2, 2011 to discuss 2010 annual financial report, cash dividend ratio and election of new board of directors. ISX suspended trading of HBAG starting on July 26, 2011.
- Baghdad Passengers Transport (SBPT) will hold AGM on August 1, 2011 to discuss 2010 annual financial report, capital increase, cash dividend ratio and the election of new board of directors. ISX suspended trading of SBPT starting on July 26, 2011.
- Sumer Commercial Bank (BSUC) will resume trading on July 31, 2011. BSUC increased its capital from ID85bn (\$72.6mn) to ID100bn (\$85.5mn). The opening price will be ID0.875 with +/-50% limit for the first session.
- Electronic Industries (IELI) started trading on July 27, 2011. The Company hasn't been trading due to its violence by not delivering its 2009 annual report from August 8, 2010 to May 8, 2011 and continued not to trade due to GA since May 8, 2011. The Company increased its capital from ID12bn to ID18bn through 50% bonus issue.
- Ishtar Hotels (HISH) will hold AGM on July 31 to discuss annual financial report and election of new board members. ISX suspended trading of HISH starting on July 24, 2011.
- Al-khazer for Construction Materials (IKHC) resumed trading on July 25, 2011. IKHC shares were not trading since July 6, 2011 due to AGM which was held on July 13, 2011.

**Best Performers - Weekly**

Code	Price (ID)	Price Chn/w
IELI	3.700	17.1%
HASH	15.950	13.9%
SBPT	35.000	12.9%
BROI	4.150	12.8%
HTVM	38.000	11.6%

**Worst Performers - Weekly**

Code	Price (ID)	Price Chn/w
SAEI	2.790	-10.0%
SKTA	10.500	-8.7%
IMPI	4.330	-5.5%
NGIR	1.080	-4.4%
INCP	4.310	-3.1%

**RSISX Index Vs. Neighbour Market S.E.**

Market	Index Close	Weekly Chg.	YTD Chg.
IRAQ (RSISX)	1,584	0.2%	59.9%
EGYPT	5,027	-2.1%	-25.0%
KUWAIT	6,036	-0.7%	-12.5%
SAUDI	6,445	-0.7%	-3.2%
MUSCAT	5,849	-1.6%	-16.3%
QATAR	8,377	-0.2%	-7.6%
DUBAI	1,506	-1.1%	-6.4%
ABUDHABI	2,628	-2.4%	-2.1%
BAHRAIN	1,299	-0.4%	-8.7%
TURKEY	62,296	4.2%	-5.5%
IRAN	25,472	3.5%	35.1%

**Top 5 Traded Volume - Weekly**

Code	Price (ID)	Trading Vol. (ID mn)/w	Trad. Vol. (\$mn)/w
BIME	1.750	2,489	2.1
BCOI	1.250	1,757	1.5
IBSD	1.740	870	0.7
VQUF	2.390	468	0.4
BROI	4.150	371	0.3

By the end of the week, 31 companies were able to trade in this session, and 36 companies were unable to do so mainly due to their General Assembly Meeting or ISX / ISC Instructions.

The dinar remained stable for the week, trading at 1170 to the dollar. Volumes for the week reached ID8.9bn (\$7.6mn), and the numbers of shares

traded reached 4.7bn, with the banking sector experiencing the highest volume and turnover.

Foreigners executed total 532 transactions this week. They executed 467 buying transactions amounted at ID2.6bn (\$2.2mn) and 65 selling transactions amounted at ID294mn (\$251ths). Thus, net purchases of foreigners reached ID2.3bn (\$2.0mn), while their share in total trading volume was 16.2%.

**Performance of Traded Shares**

	Code	Paid-in Capital		Closing Price	Market Cap		Wk. Closing		Intra Week		Wk. Turnover (ID'000)	52 Week		P/E		P/BV		Dividend (%)		Net Profit (ID mn)		BV (ID mn)		Note
		(ID mn)	(\$ mn)		(ID mn)	(\$ mn)	% Change	% Change	High	Low		High	Low	FY08	FY09	FY08	FY09	2008*	2009**	FY08	FY09	FY08	FY09	
<b>Banking Sector</b>																								
Commercial Bank of Iraq	BCOI	100,000	85.5	1.25	125,000	106.8	-0.8%	-10.1%	1.27	1.20	1,757,368	1.55	1.20	71.5	32.6	1.9	1.5	-	-	1,749	3,832	67,053	84,151	-
Bank of Baghdad	BBOB	100,000	85.5	3.98	398,000	340.2	-	122.3%	-	-	-	4.15	1.30	18.6	25.2	4.3	3.6	-	-	21,417	15,802	93,342	109,170	Suspended
Iraqi Islamic Bank	BIIB	51,192	43.8	1.01	51,704	44.2	-	12.2%	-	-	-	1.03	0.75	m.d.	102.2	2.0	1.0	-	-	-325	506	25,436	51,658	Suspended
Iraqi Middle East Investment Bank	BIME	100,000	85.5	1.75	175,000	149.6	3.6%	59.1%	1.76	1.70	2,489,333	1.81	0.80	12.5	14.9	2.7	2.3	-	-	13,952	11,707	63,840	75,547	-
Investment Bank of Iraq	BIBI	75,020	64.1	1.12	84,022	71.8	-	-9.7%	-	-	-	1.32	1.09	10.4	18.3	1.8	1.3	-	-	8,083	4,595	47,046	62,522	Suspended
National Bank of Iraq	BNOI	50,000	42.7	0.91	45,500	38.9	-	12.3%	-	-	-	1.01	0.78	14.5	77.6	1.5	0.9	-	-	3,135	586	31,081	51,767	Suspended
Credit Bank of Iraq	BROI	100,000	85.5	4.15	415,000	354.7	12.8%	69.4%	4.23	3.68	370,933	4.70	1.65	24.1	54.7	4.5	3.7	-	-	17,194	7,592	93,070	111,913	-
Dar Essalaam Investment Bank	BDSI	72,000	61.5	6.45	464,400	396.9	-	5.7%	-	-	-	6.80	5.00	27.0	47.0	7.8	7.1	-	-	17,196	9,880	59,854	65,036	Suspended
Sumer Commerical Bank	BSUC	85,000	72.6	0.85	72,250	61.8	-	4.9%	-	-	-	0.92	0.80	83.5	14.2	1.5	1.2	-	-	865	5,091	49,752	59,249	Suspended
Babylon Bank	BBAY	50,000	42.7	1.00	50,000	42.7	-	14.9%	-	-	-	1.09	0.85	9.0	13.7	1.3	0.9	-	-	5,537	3,657	39,636	55,363	Suspended
Economy Bank for Investment	BEFI	76,000	65.0	1.36	103,360	88.3	-	4.6%	-	-	-	1.67	1.20	7.2	16.2	2.4	1.2	-	-	14,295	6,387	43,519	84,589	Suspended
Gulf Commercial Bank	BGUC	56,990	48.7	1.01	57,560	49.2	-	12.2%	-	-	-	1.29	0.84	3.8	7.2	1.4	1.0	-	-	15,112	7,957	41,050	60,055	Suspended
Warka Bank for Investment	BWAI	75,000	64.1	1.26	94,500	80.8	-	-	-	-	-	1.26	1.26	5.7	3.4	1.2	1.0	-	-	16,691	27,999	80,140	94,950	Suspended
Mosul Bank	BMFI	50,000	42.7	1.35	67,500	57.7	-	48.4%	-	-	-	1.49	0.87	10.5	8.4	1.8	1.1	-	-	6,449	8,071	37,157	60,836	Suspended
Union Bank of Iraq	BUOI	50,000	42.7	1.05	52,500	44.9	-	16.7%	-	-	-	1.09	0.88	36.8	18.8	1.9	1.0	-	-	1,425	2,795	27,959	54,016	Suspended
North Bank	BNOR	125,000	106.8	2.80	350,000	299.1	-	40.0%	-	-	-	3.32	2.46	24.4	19.6	3.0	2.8	-	9.2%	14,370	17,816	117,821	126,685	Suspended
Kurdistan International Bank	BKUI	100,000	85.5	2.95	295,000	252.1	-0.3%	107.7%	2.98	2.95	300,855	3.36	1.22	26.1	22.3	4.4	3.8	-	-	11,313	13,233	66,601	77,934	-
Ashur Bank	BASH	66,700	57.0	0.99	66,033	56.4	-	12.5%	-	-	-	1.11	0.82	7.0	6.7	1.1	1.0	-	-	9,469	9,846	59,561	69,303	Suspended
Mansour Bank	BMNS	75,000	64.1	1.75	131,250	112.2	-	25.0%	-	-	-	1.88	1.17	12.2	30.1	1.7	1.6	-	-	10,718	4,356	76,255	81,006	Suspended
United Bank for Investment	BUND	150,000	128.2	3.56	534,000	456.4	-	102.3%	-	-	-	3.56	1.50	m.d.	38.1	22.6	4.7	-	-	-711	14,025	23,646	112,678	Suspended
Dijla and Furat Bank	BDFD	50,000	42.7	0.85	42,500	36.3	-	19.7%	-	-	-	1.05	0.69	23.5	8.1	0.8	0.8	-	-	1,806	5,254	50,101	55,355	Suspended
<b>Total</b>					<b>3,675,079</b>	<b>3,141.1</b>					<b>4,918,489</b>													
<b>Insurance Sector</b>																								
Al-Ameen Insurance	NAME	1,000	0.9	2.95	2,950	2.5	-	118.5%	-	-	-	3.06	1.10	9.9	20.6	1.9	1.8	-	-	297	143	1,519	1,645	Suspended
Dar Essalaam Insurance	NDSA	2,200	1.9	4.65	10,230	8.7	-	6.9%	-	-	-	5.25	2.40	48.6	48.2	3.9	3.5	-	10.0%	211	212	2,630	2,891	Suspended
Ahliya Insurance	NAHF	1,508	1.3	1.37	2,066	1.8	-	21.2%	-	-	-	1.83	1.05	11.3	9.4	1.2	1.0	-	-	183	221	1,786	1,998	Suspended
Al-Hamraa Insurance	NHAM	1,500	1.3	2.20	3,300	2.8	-	46.7%	-	-	-	2.25	0.92	5.8	9.9	2.5	2.0	-	-	572	335	1,332	1,646	-
Gulf Insurance and Reinsurance	NGIR	2,000	1.7	1.08	2,160	1.8	-4.4%	-25.0%	1.12	1.08	103,174	2.00	1.10	135.4	61.4	2.0	2.0	-	-	16	35	1,064	1,095	-
<b>Total</b>					<b>20,706</b>	<b>17.7</b>					<b>103,174</b>													
<b>Investment Sector</b>																								
Al-Kheir Financial Investment	VKHF	7,000	6.0	0.65	4,550	3.9	-1.5%	66.7%	0.66	0.65	1,248	0.79	0.37	7.7	58.0	0.6	0.6	-	-	587	78	7,854	7,933	-
Al-Ameen Financial Investment	VAMF	750	0.6	0.73	548	0.5	-	-18.9%	-	-	-	0.90	0.73	m.d.	12.6	1.0	0.8	-	-	-275	43	545	670	-
Al-Ayaam Financial Investment	VAYF	400	0.3	0.81	324	0.3	-	-19.0%	-	-	-	1.00	0.81	137.6	6.2	1.3	0.8	-	-	2	52	242	383	-
AL-Wiaam Financial Investment	VWIF	1,250	1.1	2.81	3,513	3.0	-	44.1%	-	-	-	2.85	1.70	m.d.	9.7	2.6	2.2	-	-	-34	361	1,357	1,630	Suspended
Mesopotamia Investment	VMES	1,000	0.9	0.86	860	0.7	-	-14.0%	-	-	-	1.00	0.83	107.5	118.8	0.9	0.9	-	-	8	7	968	975	-
Al-Qum'a for Financial Investment	VQUF	1,000	0.9	2.39	2,390	2.0	-0.8%	195.1%	2.41	2.39	467,739	2.68	0.80	m.d.	57.6	4.5	4.2	-	-	-10	42	533	564	-
Al-Khaima Financial Investment	VKHA	400	0.3	1.00	400	0.3	-	-	-	-	-	1.00	1.00	116.5	4.9	1.4	0.9	-	-	3	82	295	455	-
Al-Zawraa for Financial Investment	VZAF	1,000	0.9	0.92	920	0.8	-	-16.4%	-	-	-	1.12	0.90	20.2	46.0	0.8	0.8	-	-	46	20	1,100	1,129	-
AL- Batek for Financial Investment	VBAT	1,000	0.9	0.92	920	0.8	-	-1.1%	-	-	-	0.93	0.92	11.0	13.9	0.9	0.9	7.8%	8.0%	84	66	1,041	1,044	Suspended
<b>Total</b>					<b>14,424</b>	<b>12.3</b>					<b>468,987</b>													

Source: Iraq Stock Exchange

**Performance of Traded Shares**

Code	Paid-in Capital		Closing Price	Market Cap		Wk. Closing		Intra Week		Wk. Turnover (ID'000)	52 Week		P/E		P/BV		Dividend (%)		Net Profit (ID mn)		BV (ID mn)		Note	
	(ID mn)	(\$ mn)		(ID mn)	(\$ mn)	% Change	% Change	High	Low		High	Low	FY08	FY09	FY08	FY09	2008*	2009**	FY08	FY09	FY08	FY09		
<b>Services Sector</b>																								
Kharkh Tour Amuzement City	SKTA	175	0.1	10.50	1,838	1.6	-8.7%	-25.0%	11.00	10.40	21,456	20.84	10.25	m.d.	m.d.	13.2	12.4	-	-	1	8	139	148	-
Mosul for Funfairs	SMOF	230	0.2	25.00	5,738	4.9	2.0%	-18.0%	25.00	24.50	3,123	41.00	19.25	28.3	16.9	14.6	7.9	50.0%	-	203	340	393	729	-
Mamoura Realestate Investment	SMRI	11,726	10.0	4.83	56,637	48.4	-0.6%	109.1%	4.86	4.76	338,462	4.97	1.20	57.7	51.5	7.7	6.6	-	-	981	1,101	7,372	8,529	-
Al-Ameen Estate Investment	SAEI	6,960	5.9	2.79	19,418	16.6	-10.0%	-8.8%	2.79	2.79	558	3.75	1.80	m.d.	m.d.	2.8	2.8	-	-	-5	-37	6,994	7,001	-
AL-Nukhba General Contracting	SNUC	1,600	1.4	4.50	7,200	6.2	-	28.6%	-	-	-	4.50	1.45	23.2	35.8	3.6	3.9	-	20.0%	310	201	1,977	1,858	Suspended
Iraqi Land Transport	SILT	10,000	8.5	7.08	70,800	60.5	0.1%	-51.3%	7.08	7.01	230,456	15.90	7.00	40.8	21.3	7.0	5.9	-	-	1,734	3,317	10,088	11,908	-
Baghdad Passengers Transport	SBPT	160	0.1	35.00	5,600	4.8	12.9%	40.0%	37.51	32.00	8,345	37.51	13.75	m.d.	16.2	19.9	9.0	-	10.0%	14	346	281	623	Suspended
Iraqi for General Transportation	SIGT	1,500	1.3	7.21	10,815	9.2	-	-	-	-	-	7.21	7.21	m.d.	m.d.	m.d.	m.d.	32.0%	-	n.a.	n.a.	n.a.	n.a.	Suspended
AL-Badia General Trans	SBAG	1,350	1.2	14.00	18,900	16.2	-1.8%	5.7%	14.00	14.00	4,614	15.55	9.70	13.9	18.3	8.1	5.8	50.0%	50.0%	1,356	1,033	2,326	3,260	-
Baghdad Motor cars Servicing	SBMC	1,080	0.9	1.82	1,966	1.7	4.0%	5.2%	1.82	1.80	223	2.30	1.65	m.d.	m.d.	10.2	m.d.	-	-	-38	n.a.	193	n.a.	-
<b>Total</b>					<b>198,911</b>	<b>170.0</b>					<b>607,237</b>													
<b>Industry Sector</b>																								
Nineveh Food Industries	INFI	3,600	3.1	0.97	3,492	3.0	1.0%	-11.8%	0.99	0.97	6,267	3.54	0.88	m.d.	m.d.	1.2	1.2	-	-	n.a.	n.a.	3,010	2,897	-
Al-Mansour Pharmaceuticals Industries	IMAP	2,500	2.1	4.20	10,498	9.0	-	52.2%	-	-	-	4.35	2.00	38.6	29.5	4.4	3.6	9.0%	-	272	356	2,390	2,894	Suspended
Modern Sewing	IMOS	1,800	1.5	0.74	1,332	1.1	-	-	-	-	-	0.86	0.72	m.d.	m.d.	1.0	1.2	-	-	-229	-160	1,293	1,152	Suspended
Iraqi For Tufted Carpets & Floor	IITC	500	0.4	4.45	2,225	1.9	-1.1%	-7.3%	4.50	4.05	2,732	5.85	4.05	11.8	8.8	1.4	1.3	25.0%	25.0%	188	253	1,609	1,763	-
Northern Soft Drinks and Mineral Water	INSD	31,875	27.2	0.67	21,356	18.3	-1.5%	-4.3%	0.68	0.66	136,738	0.91	0.52	m.d.	m.d.	0.6	0.7	-	-	95	-1,557	32,995	31,438	-
Eastern Brewery	IEAB	8,845	7.6	0.77	6,811	5.8	-	-	-	-	-	0.85	0.77	m.d.	m.d.	2.3	m.d.	-	-	-118	n.a.	2,923	n.a.	Suspended
Baghdad for Packing Materials	IBPM	270	0.2	17.00	4,590	3.9	-	107.3%	-	-	-	17.50	7.50	m.d.	m.d.	14.6	15.6	-	-	15	-18	315	295	Suspended
Modern Chemical Industries	IMCI	60	0.1	55.00	3,300	2.8	-	-	-	-	-	55.00	55.00	75.2	44.0	11.5	10.9	100.0%	100.0%	44	75	287	302	-
Baghdad Soft Drinks	IBSD	125,000	106.8	1.74	217,500	185.9	3.6%	58.2%	1.75	1.68	869,745	1.97	1.17	m.d.	37.5	2.0	1.8	-	-	-39	5,803	107,611	122,638	-
Iraqi Date Processing and Marketing	IIDP	6,337	5.4	2.00	12,674	10.8	-	-	-	-	-	2.00	2.00	m.d.	m.d.	1.7	m.d.	-	-	-787	n.a.	7,435	n.a.	Suspended
Al -Hilal Industries	IHLI	12,375	10.6	1.35	16,706	14.3	5.5%	16.4%	1.35	1.24	143,772	1.41	0.90	m.d.	m.d.	m.d.	178.7	-	-	-2,153	-1,034	-561	93	-
The Light Industries	ITLI	16,800	14.4	1.19	19,992	17.1	-	2.6%	1.20	1.17	67,858	1.34	0.89	m.d.	m.d.	7.6	3.5	-	-	-3,167	-3,450	2,624	5,686	-
National Chemical & Plastic Industries	INCP	7,594	6.5	4.31	32,729	28.0	-3.1%	0.2%	4.45	4.30	45,261	5.05	1.27	m.d.	m.d.	4.9	5.6	-	-	-2,248	-1,188	6,620	5,838	-
Electronic Industries	IELI	18,000	15.4	3.70	66,600	56.9	17.1%	17.1%	3.70	3.37	229,951	5.00	3.16	m.d.	m.d.	m.d.	m.d.	-	-	n.a.	n.a.	n.a.	n.a.	-
AL- Kindi for Production of Veterinary	IKLV	2,400	2.1	4.55	10,920	9.3	9.4%	57.4%	5.10	4.15	325,006	5.10	1.75	m.d.	28.9	7.5	3.6	-	-	32	378	1,463	3,072	-
Fallujah Construction Materials	IFCM	1,080	0.9	3.32	3,586	3.1	0.9%	-11.5%	3.36	3.20	68,738	4.18	2.46	m.d.	58.2	8.9	4.2	-	-	-115	62	403	848	-
Iraqi Engineering Works	IIEW	1,000	0.9	3.25	3,250	2.8	-3.0%	-8.5%	3.25	3.25	33	4.00	2.00	109.0	m.d.	3.8	3.7	25.0%	-	30	2	849	870	-
Al -khazer for Construction Materials	IKHC	1,100	0.9	2.70	2,970	2.5	-	-12.9%	-	-	-	3.14	1.95	m.d.	37.7	3.0	2.7	-	-	-67	79	976	1,110	-
Kirkuk for Producing	IKFP	744	0.6	1.93	1,436	1.2	-2.5%	-25.5%	1.96	1.93	9,929	2.75	1.80	m.d.	m.d.	18.3	16.6	-	-	-52	7	79	87	-
Modern Paint Industries	IMPI	9,214	7.9	4.33	39,896	34.1	-5.5%	12.8%	4.51	4.25	115,917	5.60	1.50	m.d.	m.d.	3.6	4.0	-	-	-522	-1,132	11,105	9,980	-
National Metallic Industries and Bicycles	IMIB	5,000	4.3	2.30	11,500	9.8	-3.0%	-14.8%	2.45	2.29	25,983	3.00	1.70	6.5	70.2	1.4	1.6	7.5%	10.0%	1,772	164	8,475	7,200	-
Ready Made Clothes	IRMC	956	0.8	3.55	3,394	2.9	-2.7%	47.3%	3.60	3.45	20,235	3.88	2.00	9.8	m.d.	4.0	6.5	40.0%	10.0%	345	-415	849	519	-
Iraqi for Carton Manufactories	IICM	3,795	3.2	1.24	4,706	4.0	-1.6%	-15.1%	1.28	1.21	140,417	1.79	1.17	m.d.	m.d.	m.d.	12.2	-	-	-962	-677	-215	385	-
Modern Construction Materials Industry	IMCM	3,747	3.2	0.98	3,672	3.1	-	-18.3%	-	-	-	1.61	0.90	m.d.	m.d.	2.6	2.0	-	-	-74	-367	1,431	1,846	Suspended
Nationality Household Furniture Industry	IHFI	1,260	1.1	1.42	1,789	1.5	-	-14.5%	-	-	-	1.85	1.35	m.d.	28.6	1.3	1.2	-	-	-236	63	1,385	1,465	Suspended
<b>Total</b>					<b>506,924</b>	<b>433.3</b>					<b>2,208,581</b>													

Source: Iraq Stock Exchange

**Performance of Traded Shares**

Code	Paid-in Capital		Closing Price	Market Cap		Wk. Closing		Intra Week		Wk. Turnover (ID'000)	52 Week		P/E		P/BV		Dividend (%)		Net Profit (ID mn)		BV (ID mn)		Note
	(ID mn)	(\$ mn)		(ID mn)	(\$ mn)	% Change	% Change	High	Low		High	Low	FY08	FY09	FY08	FY09	2008*	2009**	FY08	FY09	FY08	FY09	
<b>Hotel &amp; Tourism Sector</b>																							
HPAL	4,470	3.8	17.90	80,013	68.4	-	-8.7%	17.95	17.50	151,020	22.00	17.40	m.d.	m.d.	20.6	27.9	-	-	-724	-1,159	3,876	2,873	-
HISH	1,500	1.3	34.26	51,390	43.9	-	-4.8%	-	-	-	37.00	18.00	m.d.	m.d.	28.9	54.7	-	-	-887	-863	1,776	940	Suspended
HBAY	1,350	1.2	40.00	54,000	46.2	-	-1.5%	-	-	-	43.50	13.00	m.d.	m.d.	m.d.	147.7	-	-	-540	-158	243	366	-
HBAG	1,922	1.6	18.00	34,596	29.6	-0.6%	-8.6%	18.00	17.95	16,363	20.90	3.00	m.d.	m.d.	15.2	23.9	-	-	-531	-833	2,278	1,445	Suspended
HNTI	2,755	2.4	24.43	67,305	57.5	-	19.2%	-	-	-	25.80	10.00	162.7	129.9	21.1	17.6	-	-	414	518	3,184	3,817	Suspended
HASH	376	0.3	15.95	6,003	5.1	13.9%	22.7%	16.55	14.10	180,520	16.55	11.00	m.d.	m.d.	23.4	23.5	-	-	-37	-12	256	256	-
HTVM	40	0.0	38.00	1,520	1.3	11.6%	4.7%	44.77	35.50	99,282	44.77	3.00	m.d.	m.d.	m.d.	m.d.	150.0%	-	-62	-100	-42	-135	-
HKAR	1,620	1.4	5.55	8,991	7.7	-0.2%	-4.3%	5.60	5.55	21,324	6.25	4.75	m.d.	m.d.	9.9	5.2	-	-	22	-1	907	1,715	-
HMAN	2,923	2.5	42.00	122,766	104.9	-2.3%	9.4%	43.00	42.00	13,660	43.50	22.00	m.d.	109.2	52.3	35.3	-	-	114	1,124	2,346	3,482	-
HSAD	708	0.6	51.80	36,674	31.3	-1.3%	0.6%	52.00	51.00	31,536	52.50	3.00	m.d.	107.0	55.6	36.3	-	-	3	343	660	1,011	-
<b>Total</b>				<b>463,258</b>	<b>395.9</b>					<b>513,704</b>													
<b>Agriculture Sector</b>																							
ATHP	2,400	2.1	0.40	960	0.8	-	-	-	-	-	0.40	0.40	2.7	2.3	1.0	1.7	-	-	350	423	981	558	Out of Trade
AMAP	540	0.5	1.66	896	0.8	-	13.7%	-	-	-	2.18	1.00	21.8	32.0	0.3	0.3	-	-	41	28	2,969	2,939	Suspended
AAHP	575	0.5	0.86	495	0.4	-	-21.8%	-	-	-	1.12	0.80	m.d.	m.d.	0.9	1.0	-	-	-65	-81	565	483	-
AMEF	300	0.3	25.50	7,650	6.5	2.0%	27.5%	25.50	25.00	15,869	25.80	2.00	146.9	88.0	18.2	14.9	20.0%	-	52	87	420	514	-
AISP	3,140	2.7	3.70	11,618	9.9	-1.3%	48.0%	3.91	3.69	68,244	4.26	1.90	m.d.	50.4	24.2	15.8	-	-	-514	230	481	734	-
AIPM	3,750	3.2	7.25	27,188	23.2	-	3.6%	7.40	7.20	25,939	8.50	6.16	m.d.	m.d.	4.9	5.0	-	-	-665	-194	5,573	5,455	-
AIRP	360	0.3	6.90	2,484	2.1	6.2%	48.4%	6.90	6.80	1,370	7.30	3.60	26.7	25.0	3.3	2.7	-	20.0%	93	99	764	931	-
<b>Total</b>				<b>51,290</b>	<b>43.8</b>					<b>111,423</b>													
<b>Grand Total</b>				<b>4,930,592</b>	<b>4,214.2</b>					<b>8,931,595</b>													

\* Dividend distributed in 2008 from 2007 year-end profit.

\*\* Dividend distributed in 2009 from 2008 year-end profit.

Source: Iraq Stock Exchange

Note: "Suspended" companies are not trading due to General Assembly Meeting or ISX / ISC Instructions.

"Out of Trade" companies are not trading, because they haven't completed the procedures to start electronic trading yet.