

For any inquiries, contact:

Research

Aysegul Ozge Ozgur

aozgur@rabeesecurities.com

Trading

trading@rabeesecurities.com

Address: 903/14/19

Karada

Baghdad-Iraq

Tel: +964 1 7180 696

info@rabeesecurities.com

RS Bloomberg page: <RSIQ>

DISCLAIMER

This publication may not be reproduced, modified, or re-disseminated in whole or in part without the prior written permission of Rabee Securities. The information provided herein is of a general nature and for informational purposes only and is not intended to serve as an offer or solicitation with respect to the purchase or sale of any security, or as a recommendation to adopt any particular trading strategy. Such information is subject to change without prior notice. Although Rabee Securities obtains information from sources it considers reliable, Rabee Securities makes no representations or warranties, express or implied, as to the information's accuracy or completeness. Furthermore, such information may be incomplete or condensed. Rabee Securities, its affiliates, directors, employees, assigns, agents, and successors bear no liability for any errors or omissions in this publication or for any losses arising from the use of or reliance upon this information. This limitation on liability applies to direct, indirect, consequential, special, punitive, or other damages, as well as damages for loss of profits or business interruption. Investors shall bear all responsibility for investment decisions taken on the basis of the contents of this report. Rabee Securities strongly advises potential investors to seek financial guidance when determining whether an investment is appropriate to their needs. All estimates included in this report constitute Rabee Securities' opinion as of the date published on the report and are subject to change without notice.

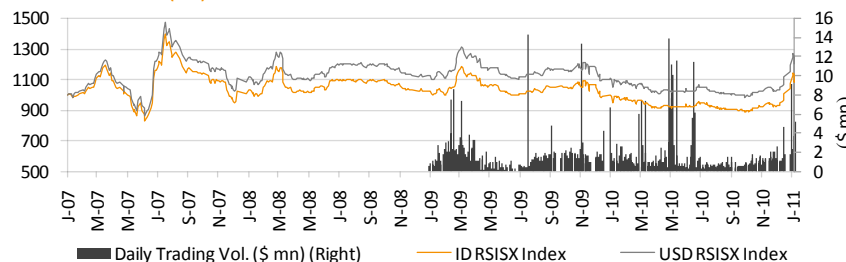
Weekly Bulletin

January 15th 2011

Weekly Value Traded

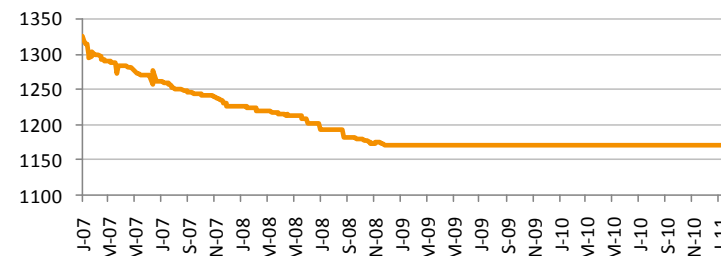
ID35,318,420,000

Rabee Securities (RS) Index - RSISX Index

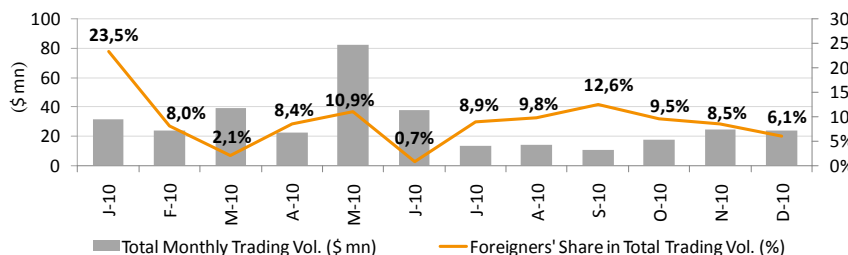


Iraqi Dinar Value

1USD=1170



Total Monthly Trading Vol. (\$ mn) & Share of Foreign Transaction in Total T. Vol. (%)



Best Performers - Weekly

Code	Price (ID)	Price Chn/w
IMAP	3.500	22.8%
IRMC	2.920	21.2%
AMCM	1.590	17.8%
AMAP	1.400	13.8%
BDSI	6.700	9.8%

Worst Performers - Weekly

Code	Price (ID)	Price Chn/w
INCP	3.970	-10.8%
BROI	2.680	-9.2%
HASH	12.500	-7.7%
HNTI	20.000	-5.9%
SMRI	2.500	-5.3%

RSISX Index Vs. Neighbour Market S.E.

Market	Index Close	Weekly Chg.	YTD Chg.
IRAQ (RSISX)	1,088	1.0%	7.8%
EGYPT	7,156	-0.6%	0.2%
KUWAIT	6,936	-0.6%	-0.3%
SAUDI	6,717	0.3%	1.5%
MUSCAT	7,027	1.5%	4.0%
QATAR	9,236	2.4%	6.4%
DUBAI	1,625	-2.6%	-0.3%
ABUDHABI	2,738	-0.5%	0.7%
BAHRAIN	1,432	0.1%	-0.1%
TURKEY	68,575	-1.1%	3.9%
IRAN	19,759	2.1%	4.8%

Top 5 Traded Volume - Weekly

Code	Price (ID)	Trading Vol. (ID mn)/w	Trad. Vol. (\$mn)/w
IBSD	1.300	26,688	22.8
BBOB	2.300	1,030	0.9
INSD	0.750	994	0.8
ITLI	1.270	627	0.5
BUND	1.880	621	0.5

By the end of the week, 42 companies were able to trade in this session, and 17 companies were unable to do so mainly due to their General Assembly Meeting or ISX / ISC Instructions.

The dinar remained stable for the week, trading at 1170 to the dollar. Volumes for the week reached ID35.3bln (\$30.2mn), and the numbers of shares

traded reached 23.6bln, with the industry sector experiencing the highest volume and turnover.

Foreigners executed total 726 transactions this week. They executed 691 buying transactions amounted at ID5.1bln (\$4.3mn) and 35 selling transactions amounted at ID253mn (\$215ths). Thus, net purchases of foreigners reached ID4.8bln (\$4.1mn), while their share in total trading volume was 7.5%.

News from Iraq

Politics

- Vice-President, Joe Biden, has arrived in Baghdad on Thursday for an official visit, according to a statement by the U.S. Embassy to Baghdad. (Aswat Al-Iraq)
- The parliament's session began on Thursday with the participation of 250 lawmakers. (Aswat Al-Iraq)
- The Visiting Kuwaiti Delegation, led by Prime Minister Nasser Mohammed al-Subah, has started talks with Iraqi officials to discuss bilateral relations between the two countries, the official Spokesman for the Iraqi government, Ali al-Dabbagh, said on Wednesday, describing the talks as "positive." (Aswat Al-Iraq)
- Speaker of the Iraqi Parliament, Osama al-Nujefi, received on Wednesday an official invitation to visit Czech. (Aswat Al-Iraq)
- Iraq's draft law for the National Council for Strategic Policies (NCSP), presented by al-Iraqiya bloc led by former Prime Minister Iyad Allawi, is expected to have 20 members, including its proposed Chairman Iyad Allawi, an al-Iraqiya legislature said on Tuesday. (Aswat Al-Iraq)

Economics

- More than 45 companies are qualified for the third round of oil licenses, oil minister said on Wednesday. The coming round will be bigger than the previous ones due to the improvement of the security and political situation in Iraq, Abdulkarim al-Luhaiebi told Aswat al-Iraq news agency. "There is a new project to improve the daily export level to more than 4.5mn barrels," he added. (Aswat Al-Iraq)
- Iraq's oil investments has exceeded \$100bln till its 1st and 2nd licensing Rounds concluded with foreign investment companies, Oil Ministry's Undersecretary Assem Jihad said on Wednesday. (Aswat Al-Iraq)
- The Basra Investment Commission (BIC) signed on Wednesday a memorandum of understanding with American companies to set up a world-class modern city in the province, according to a statement of the BIC. (Aswat Al-Iraq)
- An agreement has been reached between Iraq and Iran to open a joint free market in southern Iraq's Wasset Province, the Province's Council Chairman said on Tuesday. (Aswat Al-Iraq)
- Deputy Prime Minister for Energy Affairs, Hussein al-Shahrestani, said on Monday that there are agreements between Iraq and Japanese companies to invest in the country in various domains. (Aswat Al-Iraq)

ISX - Recent Company Announcements

- Warka Bank (BWA) will hold a general assembly meeting on January 19th, 2011 to discuss the capital increase and to elect a new board of directors.
- Ready Made Clothes (IRMC) resumed trading on January 9th, 2011 after completing the capital increase process through 32.78% bonus issue to ID956mn (\$817K). IRMC shares were not trading since September 13th, 2010.

Performance of Traded Shares

Code	Paid-in Capital		Closing Price	Market Cap		Wk. Closing % Change	YTD % Change	Intra Week		Wk. Turnover (ID'000)	52 Week		P/E		P/BV		Dividend (%)		Net Profit (ID mn)		BV (ID mn)		Note	
	(ID mn)	(\$ mn)		(ID mn)	(\$ mn)			High	Low		High	Low	FY08	FY09	FY08	FY09	2008*	2009**	FY08	FY09	FY08	FY09		
Banking Sector																								
Commercial Bank of Iraq	BCOI	60,000	51.3	1.39	83,400	71.3	0.0%	0.0%	0.00	0.00	0	1.59	1.30	47.7	21.8	1.2	1.0	-	-	1,749	3,832	67,053	84,151	Suspended
Bank of Baghdad	BBOB	100,000	85.5	2.30	230,000	196.6	7.0%	28.5%	2.59	2.16	1,030,249	2.59	1.18	10.7	14.6	2.5	2.1	-	-	21,417	15,802	93,342	109,170	-
Iraqi Islamic Bank	BIIB	51,192	43.8	0.85	43,513	37.2	-3.4%	-5.6%	0.90	0.00	217	1.00	0.75	m.d.	86.0	1.7	0.8	-	-	-325	506	25,436	51,658	-
Iraqi Middle East Investment Bank	BIME	66,000	56.4	1.10	72,600	62.1	0.0%	0.0%	0.00	0.00	0	1.98	0.80	5.2	6.2	1.1	1.0	-	-	13,952	11,707	63,840	75,547	Suspended
Investment Bank of Iraq	BIBI	50,400	43.1	1.24	62,496	53.4	0.0%	0.0%	0.00	0.00	0	1.33	0.83	7.7	13.6	1.3	1.0	-	-	8,083	4,595	47,046	62,522	Suspended
National Bank of Iraq	BNOI	50,000	42.7	0.86	43,000	36.8	-2.3%	6.2%	0.89	0.00	7,848	0.90	0.78	13.7	73.4	1.4	0.8	-	-	3,135	586	31,081	51,767	-
Credit Bank of Iraq	BROI	100,000	85.5	2.68	268,000	229.1	-9.2%	9.4%	3.24	2.60	357,936	3.24	1.20	15.6	35.3	2.9	2.4	-	-	17,194	7,592	93,070	111,913	-
Dar Essalaam Investment Bank	BDSI	72,000	61.5	6.70	482,400	412.3	9.8%	9.8%	6.70	0.00	16,248	7.00	1.38	28.1	48.8	8.1	7.4	-	-	17,196	9,880	59,854	65,036	-
Sumer Commerical Bank	BSUC	70,000	59.8	0.81	56,700	48.5	0.0%	0.0%	0.00	0.00	0	0.95	0.81	65.5	11.1	1.1	1.0	-	-	865	5,091	49,752	59,249	Suspended
Babylon Bank	BBAY	50,000	42.7	0.89	44,500	38.0	0.0%	2.3%	0.94	0.89	136,967	1.20	0.85	8.0	12.2	1.1	0.8	-	-	5,537	3,657	39,636	55,363	-
Economy Bank for Investment	BEFI	76,000	65.0	1.30	98,800	84.4	0.0%	0.0%	0.00	0.00	0	1.90	1.30	6.9	15.5	2.3	1.2	-	-	14,295	6,387	43,519	84,589	Suspended
Gulf Commercial Bank	BGUC	56,990	48.7	0.91	51,861	44.3	0.0%	1.1%	0.96	0.90	480,297	1.25	0.84	3.4	6.5	1.3	0.9	-	-	15,112	7,957	41,050	60,055	-
Warka Bank for Investment	BWAI	75,000	64.1	1.26	94,500	80.8	0.0%	0.0%	0.00	0.00	0	1.38	1.21	5.7	3.4	1.2	1.0	-	-	16,691	27,999	80,140	94,950	Suspended
Mosul Bank	BMFI	50,000	42.7	1.02	51,000	43.6	6.3%	12.1%	1.04	0.95	418,540	1.16	0.83	7.9	7.3	1.4	0.9	-	-	6,449	6,989	37,157	59,674	-
Union Bank of Iraq	BUOI	50,000	42.7	0.90	45,000	38.5	0.0%	0.0%	0.90	0.00	90	1.15	0.79	31.6	16.1	1.6	0.8	-	-	1,425	2,795	27,959	54,016	-
North Bank	BNOR	100,000	85.5	2.00	200,000	170.9	0.0%	0.0%	0.00	0.00	0	2.10	0.83	13.9	11.2	1.7	1.6	-	9.2%	14,370	17,816	117,821	126,685	Suspended
Kurdistan International Bank	BKUI	100,000	85.5	1.47	147,000	125.6	1.4%	3.5%	1.54	1.40	90,621	1.95	1.22	13.0	11.1	2.2	1.9	-	-	11,313	13,233	66,601	77,934	-
Ashur Bank	BASH	66,700	57.0	0.91	60,697	51.9	2.2%	3.4%	0.94	0.00	100,066	1.22	0.82	6.4	6.2	1.0	0.9	-	-	9,469	9,846	59,561	69,303	-
Mansour Bank	BMNS	75,000	64.1	1.53	114,750	98.1	5.5%	9.3%	1.64	1.48	157,073	1.90	1.17	10.7	26.3	1.5	1.4	-	-	10,718	4,356	76,255	81,006	-
United Bank for Investment	BUND	150,000	128.2	1.88	282,000	241.0	-1.6%	6.8%	2.05	1.84	621,062	2.05	1.50	m.d.	20.1	11.9	2.5	-	-	-711	14,025	23,646	112,678	-
Dijla and Furat Bank	BDFD	50,000	42.7	0.72	36,000	30.8	2.9%	1.4%	0.77	0.70	104,232	1.10	0.69	19.9	6.9	0.7	0.7	-	-	1,806	5,254	50,101	55,355	-
Total					2,568,217	2,195.1					3,521,445													
Insurance Sector																								
Al-Ameen Insurance	NAME	1,000	0.9	1.35	1,350	1.2	0.0%	0.0%	0.00	0.00	0	1.35	1.05	4.6	9.4	0.9	0.8	-	-	297	143	1,519	1,645	-
Dar Essalaam Insurance	NDSA	2,200	1.9	5.11	11,242	9.6	0.0%	17.5%	0.00	0.00	0	5.11	1.40	53.4	53.0	4.3	3.9	-	10.0%	211	212	2,630	2,891	-
Ahliya Insurance	NAHF	1,508	1.3	1.20	1,810	1.5	6.2%	6.2%	1.20	1.09	21,049	1.28	1.05	9.9	8.2	1.0	0.9	-	-	183	221	1,786	1,998	-
Al-Hamraa Insurance	NHAM	1,500	1.3	1.50	2,250	1.9	0.0%	0.0%	0.00	0.00	0	1.60	0.92	3.9	6.7	1.7	1.4	-	-	572	335	1,332	1,646	-
Gulf Insurance and Reinsurance	NGIR	1,000	0.9	1.44	1,440	1.2	0.0%	0.0%	0.00	0.00	0	2.00	1.10	90.3	40.9	1.4	1.3	-	-	16	35	1,064	1,095	Suspended
Total					18,092	15.5					21,049													
Investment Sector																								
Al-Kheir Financial Investment	VKHF	7,000	6.0	0.40	2,800	2.4	0.0%	2.6%	0.48	0.00	22,802	0.83	0.37	4.8	35.7	0.4	0.4	-	-	587	78	7,854	7,933	-
Al-Ameen Financial Investment	VAMF	750	0.6	0.88	660	0.6	-2.2%	-2.2%	0.88	0.00	66	1.00	0.88	m.d.	15.2	1.2	1.0	-	-	-275	43	545	670	-
Al-Ayaam Financial Investment	VAYF	400	0.3	1.00	400	0.3	0.0%	0.0%	0.00	0.00	0	1.00	0.95	169.8	7.7	1.7	1.0	-	-	2	52	242	383	-
AL-Wiaam Financial Investment	VWIF	1,250	1.1	1.95	2,438	2.1	0.0%	0.0%	0.00	0.00	0	2.75	1.95	m.d.	6.8	1.8	1.5	-	-	-34	361	1,357	1,630	-
Mesopotamia Investment	VMES	1,000	0.9	1.00	1,000	0.9	0.0%	0.0%	0.00	0.00	0	1.00	0.99	125.0	138.1	1.0	1.0	-	-	8	7	968	975	-
Al-Qum'a for Financial Investment	VQUF	1,000	0.9	0.81	810	0.7	0.0%	0.0%	0.81	0.00	56,700	1.90	0.80	m.d.	19.5	1.5	1.4	-	-	-10	42	533	564	-
Al-Khaima Financial Investment	VKHA	400	0.3	1.00	400	0.3	0.0%	0.0%	0.00	0.00	0	1.00	0.90	116.5	4.9	1.4	0.9	-	-	3	82	295	455	-
Al-Zawraa for Financial Investment	VZAF	1,000	0.9	1.10	1,100	0.9	0.0%	0.0%	1.10	0.00	82	1.12	0.75	24.2	55.0	1.0	1.0	-	-	46	20	1,100	1,129	-
AL- Batek for Financial Investment	VBAT	1,000	0.9	0.92	920	0.8	-1.1%	-1.1%	0.92	0.00	460	1.00	0.92	11.0	13.9	0.9	0.9	7.8%	8.0%	84	66	1,041	1,044	-
Total					10,528	9.0					80,111													

Source: Iraq Stock Exchange

Performance of Traded Shares

	Code	Paid-in Capital		Closing Price	Market Cap		Wk. Closing % Change	YTD % Change	Intra Week		Wk. Turnover (ID'000)	52 Week		P/E		P/BV		Dividend (%)		Net Profit (ID mn)		BV (ID mn)		Note
		(ID mn)	(\$ mn)		(ID mn)	(\$ mn)			High	Low		High	Low	FY08	FY09	FY08	FY09	2008*	2009**	FY08	FY09	FY08	FY09	
Services Sector																								
Kharkh Tour Amusement City	SKTA	99	0.1	14.00	1,386	1.2	0.0%	0.0%	14.00	0.00	33,773	17.95	5.00	m.d.	172.9	9.9	9.4	-	-	1	8	139	148	-
Mosul for Funfairs	SMOF	230	0.2	29.00	6,656	5.7	-4.9%	-4.9%	30.00	0.00	43,195	41.00	18.00	32.8	19.6	16.9	9.1	50.0%	-	203	340	393	729	-
Mamoura Realestate Investment	SMRI	11,726	10.0	2.50	29,315	25.1	-5.3%	8.2%	2.75	2.41	608,358	2.92	1.20	29.9	26.6	4.0	3.4	-	-	981	1,101	7,372	8,529	-
Al-Ameen Estate Investment	SAEI	6,960	5.9	3.60	25,056	21.4	2.9%	17.6%	3.60	0.00	51,127	3.60	0.96	m.d.	m.d.	3.6	3.6	-	-	-5	-37	6,994	7,001	-
AL-Nukhba General Contracting	SNUC	1,600	1.4	3.62	5,792	5.0	2.0%	3.4%	3.65	0.00	47,791	5.00	1.45	18.7	28.8	2.9	3.1	-	20.0%	310	201	1,977	1,858	-
Iraqi Land Transport	SILT	3,400	2.9	14.55	49,470	42.3	0.0%	0.0%	0.00	0.00	0	15.90	0.74	28.5	14.9	4.9	4.2	-	-	1,734	3,317	10,088	11,908	Suspended
Baghdad Passengers Transport	SBPT	160	0.1	25.00	4,000	3.4	0.0%	0.0%	0.00	0.00	0	30.00	20.00	m.d.	11.6	14.2	6.4	-	10.0%	14	346	281	623	-
Iraqi for General Transportation	SIGT	1,500	1.3	7.21	10,815	9.2	0.0%	0.0%	0.00	0.00	0	0.00	0.00	m.d.	m.d.	m.d.	m.d.	32.0%	-	n.a.	n.a.	n.a.	n.a.	Suspended
AL-Badia General Trans	SBAG	900	0.8	13.25	11,925	10.2	0.0%	0.0%	0.00	0.00	0	26.00	8.03	8.8	11.5	5.1	3.7	50.0%	50.0%	1,356	1,033	2,326	3,260	Suspended
Baghdad Motor cars Servicing	SBMC	1,080	0.9	1.73	1,868	1.6	0.0%	0.0%	0.00	0.00	0	4.23	1.25	m.d.	m.d.	9.7	m.d.	-	-	-38	n.a.	193	n.a.	Suspended
Total					146,283	125.0					784,245													
Industry Sector																								
Nineveh Food Industries	INFI	3,600	3.1	1.09	3,924	3.4	-0.9%	-0.9%	1.10	0.00	28,702	1.40	1.00	m.d.	m.d.	1.3	1.4	-	-	n.a.	n.a.	3,010	2,897	-
Al-Mansour Pharmaceuticals Industries	IMAP	2,500	2.1	3.50	8,749	7.5	22.8%	26.8%	3.78	2.90	104,180	3.78	2.00	32.2	24.6	3.7	3.0	9.0%	-	272	356	2,390	2,894	-
Modern Sewing	IMOS	1,800	1.5	0.74	1,332	1.1	0.0%	0.0%	0.00	0.00	0	1.18	0.72	m.d.	m.d.	1.0	1.2	-	-	-229	-160	1,293	1,152	Suspended
Iraqi For Tufted Carpets &Floor	IITC	500	0.4	4.90	2,450	2.1	-2.0%	2.1%	4.90	0.00	1,519	5.85	0.67	13.0	9.7	1.5	1.4	25.0%	25.0%	188	253	1,609	1,763	-
Northern Soft Drinks and Mineral Water	INSD	31,875	27.2	0.75	23,906	20.4	2.7%	7.1%	0.80	0.73	994,475	0.91	0.52	m.d.	m.d.	0.7	0.8	-	-	95	-1,557	32,995	31,438	-
Eastern Brewery	IEAB	8,845	7.6	0.77	6,811	5.8	0.0%	0.0%	0.00	0.00	0	1.30	0.75	m.d.	m.d.	2.3	m.d.	-	-	-118	n.a.	2,923	n.a.	Suspended
Baghdad for Packing Materials	IBPM	270	0.2	8.75	2,363	2.0	0.0%	6.7%	8.75	0.00	48,519	9.00	7.25	157.7	m.d.	7.5	8.0	-	-	15	-18	315	295	-
Modern Chemical Industries	IMCI	60	0.1	55.00	3,300	2.8	0.0%	0.0%	0.00	0.00	0	69.00	55.00	75.2	44.0	11.5	10.9	100.0%	100.0%	44	75	287	302	-
Baghdad Soft Drinks	IBSD	125,000	106.8	1.30	162,500	138.9	-2.3%	18.2%	1.60	1.29	26,687,580	1.60	1.05	m.d.	28.0	1.5	1.3	-	-	-39	5,803	107,611	122,638	-
Iraqi Date Processing and Marketing	IIDP	6,337	5.4	2.00	12,674	10.8	0.0%	0.0%	0.00	0.00	0	0.00	2.35	m.d.	m.d.	1.7	m.d.	-	-	-787	n.a.	7,435	n.a.	Suspended
Al-Hilal Industries	IHLI	12,375	10.6	1.28	15,840	13.5	5.8%	10.3%	1.34	1.24	351,600	1.34	0.90	m.d.	m.d.	m.d.	169.5	-	-	-2,153	-1,034	-561	93	-
The Light Industries	ITLI	16,800	14.4	1.27	21,336	18.2	4.1%	9.5%	1.33	1.23	626,620	2.07	0.89	m.d.	m.d.	8.1	3.8	-	-	-3,167	-3,450	2,624	5,686	-
National Chemical &Plastic Industries	INCP	7,594	6.5	3.97	30,147	25.8	-10.8%	-7.7%	4.62	3.95	70,508	4.80	2.30	m.d.	m.d.	4.6	5.2	-	-	-2,248	-1,188	6,620	5,838	-
Electronic Industries	IELI	12,000	10.3	3.16	37,920	32.4	0.0%	0.0%	0.00	0.00	0	0.00	0.00	m.d.	m.d.	m.d.	m.d.	-	-	n.a.	n.a.	n.a.	n.a.	Suspended
AL- Kindi for Production of Veterinary	IKLV	2,400	2.1	2.95	7,080	6.1	-4.8%	2.1%	3.20	2.87	137,728	3.71	1.74	m.d.	18.7	4.8	2.3	-	-	32	378	1,463	3,072	-
Fallujah Construction Materials	IFCM	1,080	0.9	3.60	3,888	3.3	-5.3%	-4.0%	3.75	0.00	74,206	5.40	2.46	m.d.	63.1	9.7	4.6	-	-	-115	62	403	848	-
Iraqi Engineering Works	IIEW	1,000	0.9	3.60	3,600	3.1	1.4%	1.4%	3.60	0.00	854	3.60	2.00	120.7	m.d.	4.2	4.1	25.0%	-	30	2	849	870	-
Al -khazer for Construction Materials	IKHC	1,100	0.9	2.95	3,245	2.8	0.0%	-4.8%	2.95	0.00	738	3.65	1.95	m.d.	41.2	3.3	2.9	-	-	-67	79	976	1,110	-
Kirkuk for Producing	IKFP	744	0.6	2.61	1,942	1.7	0.4%	0.8%	2.68	2.52	99,397	2.75	2.50	m.d.	m.d.	24.7	22.4	-	-	-52	7	79	87	-
Modern Paint Industries	IMPI	9,214	7.9	4.39	40,448	34.6	-1.3%	14.3%	5.00	4.05	83,078	5.00	1.50	m.d.	m.d.	3.6	4.1	-	-	-522	-1,132	11,105	9,980	-
National Metallic Industries and Bicycles	IMIB	5,000	4.3	2.78	13,900	11.9	-0.4%	3.0%	2.83	0.00	51,007	3.05	1.70	7.8	84.9	1.6	1.9	7.5%	10.0%	1,772	164	8,475	7,200	-
Ready Made Clothes	IRMC	956	0.8	2.92	2,792	2.4	21.2%	21.2%	2.92	2.00	23,999	4.00	0.77	8.1	m.d.	3.3	5.4	40.0%	10.0%	345	-415	849	519	-
Iraqi for Carton Manufactories	IICM	3,795	3.2	1.56	5,920	5.1	4.0%	6.8%	1.63	0.00	124,967	2.35	1.22	m.d.	m.d.	m.d.	15.4	-	-	-962	-677	-215	385	-
Modern Constrction Materials Industry	IMCM	3,747	3.2	1.59	5,958	5.1	17.8%	32.5%	1.61	1.47	66,563	1.61	0.80	m.d.	m.d.	4.2	3.2	-	-	-74	-367	1,431	1,846	-
Nationality Household Furniture Industry	IHFI	1,260	1.1	1.69	2,129	1.8	1.8%	1.8%	1.71	1.68	43,258	1.85	1.35	m.d.	34.0	1.5	1.5	-	-	-236	63	1,385	1,465	-
Total					424,154	362.5					29,619,498													

Source: Iraq Stock Exchange

Performance of Traded Shares

Code	Paid-in Capital		Closing Price	Market Cap		Wk. Closing % Change	YTD % Change	Intra Week		Wk. Turnover (ID'000)	52 Week		P/E		P/BV		Dividend (%)		Net Profit (ID mn)		BV (ID mn)		Note	
	(ID mn)	(\$ mn)		(ID mn)	(\$ mn)			High	Low		High	Low	FY08	FY09	FY08	FY09	2008*	2009**	FY08	FY09	FY08	FY09		
Hotel & Tourism Sector																								
Palestine Hotel	HPAL	4,470	3.8	20.99	93,825	80.2	2.4%	7.1%	21.50	20.10	177,097	21.50	14.00	m.d.	m.d.	24.2	32.7	-	-	-724	-1,159	3,876	2,873	-
Ishtar Hotels	HISH	1,500	1.3	35.75	53,625	45.8	-0.4%	-0.7%	37.00	35.75	340,812	37.00	18.00	m.d.	m.d.	30.2	57.1	-	-	-887	-863	1,776	940	-
Babylon Hotel	HBAY	1,350	1.2	40.00	54,000	46.2	-2.4%	-1.5%	41.00	0.00	156,572	46.58	13.00	m.d.	m.d.	m.d.	147.7	-	-	-540	-158	243	366	-
Baghdad Hotel	HBAG	1,922	1.6	20.00	38,440	32.9	2.6%	1.5%	20.90	19.50	120,366	39.00	3.00	m.d.	m.d.	16.9	26.6	-	-	-531	-833	2,278	1,445	-
National for Tourist Investments	HNTI	2,755	2.4	20.00	55,100	47.1	-5.9%	-2.4%	21.80	19.95	36,365	26.85	10.00	133.2	106.3	17.3	14.4	-	-	414	518	3,184	3,817	-
Ashour Hotel	HASH	376	0.3	12.50	4,705	4.0	-7.7%	-3.8%	13.45	0.00	19,706	15.75	9.00	m.d.	m.d.	18.4	18.4	-	-	-37	-12	256	256	-
Tourist Village of Mosul dam	HTVM	40	0.0	36.00	1,440	1.2	-0.8%	-0.8%	36.00	0.00	14,705	39.50	3.00	m.d.	m.d.	m.d.	m.d.	150.0%	-	-62	-100	-42	-135	-
Karbala Hotels	HKAR	1,620	1.4	6.10	9,882	8.4	7.0%	5.2%	6.10	0.00	88,338	7.80	4.75	m.d.	m.d.	10.9	5.8	-	-	22	-1	907	1,715	-
AL-Mansour Hotel	HMAN	2,923	2.5	38.50	112,536	96.2	4.1%	0.3%	38.70	38.00	313,777	45.20	22.00	m.d.	100.1	48.0	32.3	-	-	114	1,124	2,346	3,482	-
Al-Sadeer Hotel	HSAD	708	0.6	51.50	36,462	31.2	0.0%	0.0%	51.50	0.00	1,030	51.50	3.00	m.d.	106.4	55.3	36.1	-	-	3	343	660	1,011	-
Total					460,014	393.2					1,268,768													
Agriculture Sector																								
AL-Therar for Agricultural Production	ATHP	2,400	2.1	0.40	960	0.8	0.0%	0.0%	0.00	0.00	0	0.00	0.00	2.7	2.3	1.0	1.7	-	-	350	423	981	558	Out of Trade
The Modern for Animal Agricultural Prod.	AMAP	540	0.5	1.40	756	0.6	13.8%	-4.1%	1.40	0.00	1,321	2.18	0.98	18.4	27.0	0.3	0.3	-	-	41	28	2,969	2,939	-
Al-Ahlyia for Agricultural	AAHP	575	0.5	1.11	638	0.5	0.9%	0.9%	1.11	0.00	568	1.15	0.78	m.d.	m.d.	1.1	1.3	-	-	-65	-81	565	483	-
Middle East for Production - Fish	AMEF	300	0.3	20.00	6,000	5.1	0.0%	0.0%	20.00	20.00	17,395	20.00	2.00	115.2	69.0	14.3	11.7	20.0%	-	52	87	420	514	-
Iraqi for Seed Production	AISP	2,000	1.7	2.50	5,000	4.3	4.2%	0.0%	2.50	0.00	3,078	4.15	1.49	m.d.	21.7	10.4	6.8	-	-	-514	230	481	734	-
Iraqi For Meat production and marketing	AIPM	3,000	2.6	7.00	21,000	17.9	0.0%	0.0%	0.00	0.00	0	9.90	5.25	m.d.	m.d.	3.8	3.8	-	-	-665	-194	5,573	5,455	Suspended
Iraqi Agricultural Products Marketng	AIRP	360	0.3	4.71	1,696	1.4	1.3%	1.3%	4.71	0.00	942	4.75	3.00	18.2	17.1	2.2	1.8	-	20.0%	93	99	764	931	-
Total					36,050	30.8					23,304													
Grand Total					3,663,337	3,131.1					35,318,420													

Source: Iraq Stock Exchange

Note: "Suspended" companies are not trading due to General Assembly Meeting or ISX / ISC Instructions.

"Out of Trade" companies are not trading, because they haven't completed the procedures to start electronic trading yet.