

For any inquiries, contact:

Research

Aysegul Ozge Ozgur

[aозgur@rabeesecurities.com](mailto:aozgur@rabeesecurities.com)

Trading

trading@rabeesecurities.com

Address: 903/14/19

Karada

Baghdad-Iraq

Tel: +964 1 7180 696

info@rabeesecurities.com

RS Bloomberg page: <RSIQ>

DISCLAIMER

This publication may not be reproduced, modified, or re-disseminated in whole or in part without the prior written permission of Rabee Securities. The information provided herein is of a general nature and for informational purposes only and is not intended to serve as an offer or solicitation with respect to the purchase or sale of any security, or as a recommendation to adopt any particular trading strategy. Such information is subject to change without prior notice. Although Rabee Securities obtains information from sources it considers reliable, Rabee Securities makes no representations or warranties, express or implied, as to the information's accuracy or completeness. Furthermore, such information may be incomplete or condensed. Rabee Securities, its affiliates, directors, employees, assigns, agents, and successors bear no liability for any errors or omissions in this publication or for any losses arising from the use of or reliance upon this information. This limitation on liability applies to direct, indirect, consequential, special, punitive, or other damages, as well as damages for loss of profits or business interruption. Investors shall bear all responsibility for investment decisions taken on the basis of the contents of this report. Rabee Securities strongly advises potential investors to seek financial guidance when determining whether an investment is appropriate to their needs. All estimates included in this report constitute Rabee Securities' opinion as of the date published on the report and are subject to change without notice.

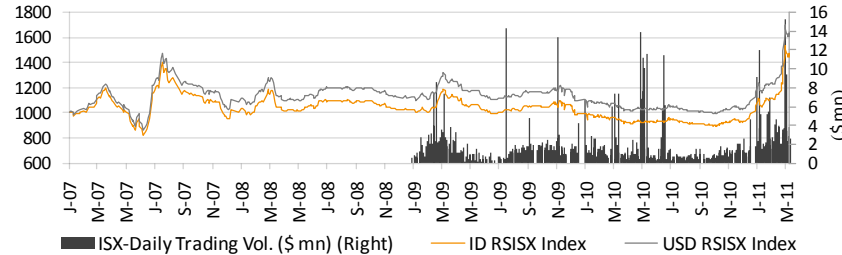
Weekly Bulletin

March 19th 2011

Weekly Value Traded

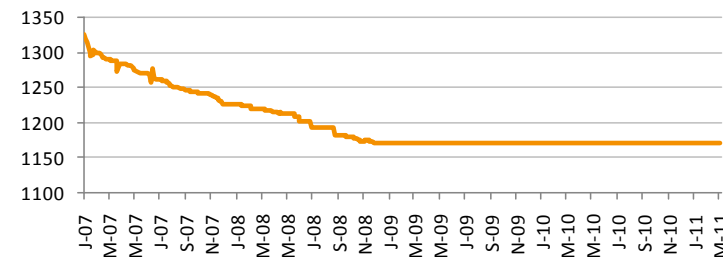
ID2,634,862,875,000

Rabee Securities (RS) Index - RSISX Index

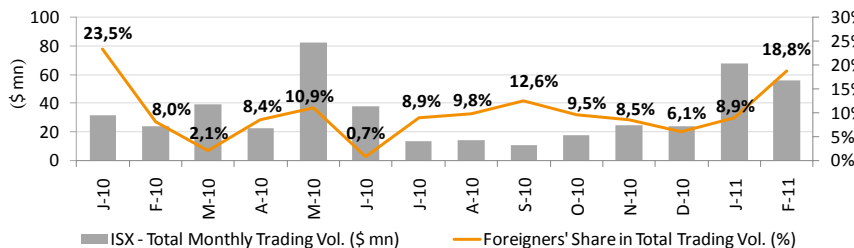


Iraqi Dinar Value

1USD=1170



Total Monthly Trading Vol. (\$ mn) & Share of Foreign Transaction in Total T. Vol. (%)



Best Performers - Weekly

Code	Price (ID)	Price Chn/w
BKUI	1.680	10.5%
BUOI	1.020	6.3%
IMAP	4.200	5.0%
BSUC	0.850	4.9%
SNUC	3.900	4.0%

Worst Performers - Weekly

Code	Price (ID)	Price Chn/w
AMEF	21.000	-18.6%
SMRI	2.980	-12.1%
SAEI	3.330	-10.0%
AAHP	0.900	-10.0%
NAHF	1.650	-9.8%

RSISX Index Vs. Neighbour Market S.E.

Market	Index Close	Weekly Chg.	YTD Chg.
IRAQ (RSISX)	1,445	-1.8%	45.9%
EGYPT	closed	-	-
KUWAIT	6,264	-0.4%	-9.2%
SAUDI	6,070	-0.6%	-8.8%
MUSCAT	6,270	-1.0%	-10.2%
QATAR	8,186	-0.5%	-9.7%
DUBAI	1,472	1.5%	-8.6%
ABUDHABI	2,585	-1.2%	-3.7%
BAHRAIN	1,414	0.2%	-0.6%
TURKEY	63,839	0.1%	-3.2%
IRAN	22,803	3.3%	12.9%

Top 5 Traded Volume - Weekly

Code	Price (ID)	Trading Vol. (ID mn)/w	Trad. Vol. (\$mn)/w
BIME	1.580	5,880	5.0
BNOR	3.070	1,693	1.4
BGUC	1.150	1,051	0.9
BUND	2.650	852	0.7
IBSD	1.800	833	0.7

By the end of the week, 44 companies were able to trade in this session, and 13 companies were unable to do so mainly due to their General Assembly Meeting or ISX / ISC Instructions.

The dinar remained stable for the week, trading at 1170 to the dollar. Volumes for the week reached ID16.2bln (\$13.9mn), and the numbers of shares

traded reached 9.1bln, with the banking sector experiencing the highest volume and turnover.

Foreigners executed total 604 transactions this week. They executed 517 buying transactions amounted at ID2.6bln (\$2.3mn) and 87 selling transaction amounted at ID579mn (\$495ths). Thus, net purchases of foreigners reached ID2.1bln (\$1.8mn), while their share in total trading volume was 9.9%.

News from Iraq

Politics

- The Romanian ambassador in Baghdad expressed on Wednesday his country's readiness to cooperate with Iraq, a media statement said. (Aswat Al-Iraq)
- The spokesman for the Patriotic Union of Kurdistan (PUK) said his party and the Kurdistan Democratic Party (KDP) have formed a joint committee to initiate talks with the Goran (Change) Movement. (Zawya)
- Deputy Prime Minister Rouz Nouri Shawis discussed on Monday with U.S. Ambassador in Baghdad James Jeffery ways of expanding bilateral relations in various domains, according to an official statement. (Aswat Al-Iraq)
- Talal Zobaie , AL- Iraqiya List member led by former Prime Minister ,Ayad Allawi announced on Monday the formation of a new political bloc in AL- Iraqiya List, called the " Iraq Youth " after less than a week to split the eight deputies from the same list. (Zawya)

Economics

- The Iraqi minister of health said his ministry has allocated \$1.5bln to purchasing medicine and medicinal equipments for Iraq in 2011. (Zawya)
- The Registering Companies department at the Iraqi Ministry of Trade said on Tuesday that the profits of the registered companies for 2010 reached \$16bln, which pays the department to find new alternatives. (Zawya)
- The government of Iraq plans to auction a \$2 billion fourth mobile operator license in the country by this year end. (Iraq Directory)

ISX -Company Announcements

- Middle East Bank (BIME) will hold GA meeting on March 31st, 2011 to discuss cash dividend ratio and capital increase through bonus issue. ISX will suspend trading of BIME starting on March 24th, 2011.
- Sumer Commercial Bank (BSUC) resumed trading on March 14th, 2011 after completing the capital increase process from ID70bln (\$59.8mn) to ID85bln (\$72.6mn) through rights issue. BSUC will hold GA meeting on March 27th, 2011 to discuss capital increase through rights issue. ISX will suspend trading of BSUC shares starting March 20th, 2011.
- Al-Mansour Bank (BMNS) will hold GA meeting on March 20th, 2011 to discuss the annual financial reports of 2010 and capital increase through rights and bonus issues. ISX suspended trading of BMNS shares starting on March 14th, 2011.
- Iraqi Agricultural Products (AIRP) resumed trading on March 14th, 2011.
- Al-Ahlyia for Agricultural Production (AAHP) will hold GA meeting on March 22nd, 2011 to discuss first quarter financial reports. ISX will suspend trading of AAHP shares starting on March 14th, 2011.
- Al-Mansour Pharmaceuticals Industries (IMAP) will hold GA meeting on March 26th, 2011 to discuss the cash dividend ratio and capital increase through rights issue. ISX will suspend trading of IMAP shares starting on March 19th, 2011.

Performance of Traded Shares

	Code	Paid-in Capital		Closing Price	Market Cap		Wk. Closing % Change	YTD % Change	Intra Week		Wk. Turnover (ID'000)	52 Week		P/E		P/BV		Dividend (%)		Net Profit (ID mn)		BV (ID mn)		Note
		(ID mn)	(\$ mn)		(ID mn)	(\$ mn)			High	Low		FY08	FY09	FY08	FY09	2008*	2009**	FY08	FY09	FY08	FY09			
Banking Sector																								
Commercial Bank of Iraq	BCOI	60,000	51.3	1.39	83,400	71.3	0.0%	0.0%	0.00	0.00	0	1.55	1.30	47.7	21.8	1.2	1.0	-	-	1,749	3,832	67,053	84,151	Suspended
Bank of Baghdad	BBOB	100,000	85.5	2.87	287,000	245.3	-5.3%	60.3%	3.01	2.85	627,358	3.15	1.30	13.4	18.2	3.1	2.6	-	-	21,417	15,802	93,342	109,170	-
Iraqi Islamic Bank	BIIB	51,192	43.8	0.86	44,025	37.6	-1.1%	-4.4%	0.88	0.84	82,496	1.00	0.75	m.d.	87.0	1.7	0.9	-	-	-325	506	25,436	51,658	-
Iraqi Middle East Investment Bank	BIIME	100,000	85.5	1.58	158,000	135.0	-7.1%	43.6%	1.69	1.50	5,880,368	1.87	0.80	11.3	13.5	2.5	2.1	-	-	13,952	11,707	63,840	75,547	-
Investment Bank of Iraq	BIBI	75,020	64.1	1.18	88,524	75.7	-0.8%	-4.8%	1.19	1.16	531,892	1.32	1.09	11.0	19.3	1.9	1.4	-	-	8,083	4,595	47,046	62,522	-
National Bank of Iraq	BNOI	50,000	42.7	0.91	45,500	38.9	0.0%	12.3%	0.00	0.00	0	1.01	0.78	14.5	77.6	1.5	0.9	-	-	3,135	586	31,081	51,767	Suspended
Credit Bank of Iraq	BROI	100,000	85.5	2.87	287,000	245.3	-1.0%	17.1%	2.90	2.86	57,713	3.24	1.65	16.7	37.8	3.1	2.6	-	-	17,194	7,592	93,070	111,913	-
Dar Essalaam Investment Bank	BDSI	72,000	61.5	6.80	489,600	418.5	0.7%	11.5%	6.80	0.00	23,630	6.80	5.00	28.5	49.6	8.2	7.5	-	-	17,196	9,880	59,854	65,036	-
Sumer Commerical Bank	BSUC	85,000	72.6	0.85	72,250	61.8	4.9%	4.9%	0.92	0.00	337,826	0.94	0.80	83.5	14.2	1.5	1.2	-	-	865	5,091	49,752	59,249	-
Babylon Bank	BBAY	50,000	42.7	0.98	49,000	41.9	0.0%	12.6%	0.98	0.94	499,376	1.10	0.85	8.8	13.4	1.2	0.9	-	-	5,537	3,657	39,636	55,363	-
Economy Bank for Investment	BEFI	76,000	65.0	1.39	105,640	90.3	-1.4%	6.9%	1.42	1.37	79,920	1.75	1.30	7.4	16.5	2.4	1.2	-	-	14,295	6,387	43,519	84,589	-
Gulf Commercial Bank	BGUC	56,990	48.7	1.15	65,539	56.0	0.9%	27.8%	1.15	1.12	1,050,910	1.29	0.84	4.3	8.2	1.6	1.1	-	-	15,112	7,957	41,050	60,055	-
Warka Bank for Investment	BWAI	75,000	64.1	1.26	94,500	80.8	0.0%	0.0%	0.00	0.00	0	0.00	0.00	5.7	3.4	1.2	1.0	-	-	16,691	27,999	80,140	94,950	Suspended
Mosul Bank	BMFI	50,000	42.7	1.25	62,500	53.4	-2.3%	37.4%	1.31	1.25	61,364	1.49	0.83	9.7	8.9	1.7	1.0	-	-	6,449	6,989	37,157	59,674	-
Union Bank of Iraq	BUOI	50,000	42.7	1.02	51,000	43.6	6.3%	13.3%	1.03	0.95	81,952	1.15	0.79	35.8	18.2	1.8	0.9	-	-	1,425	2,795	27,959	54,016	-
North Bank	BNOR	125,000	106.8	3.07	383,750	328.0	0.3%	53.5%	3.13	3.05	1,692,905	3.32	1.80	26.7	21.5	3.3	3.0	-	9.2%	14,370	17,816	117,821	126,685	-
Kurdistan International Bank	BKUI	100,000	85.5	1.68	168,000	143.6	10.5%	18.3%	1.72	1.54	311,680	1.95	1.22	14.9	12.7	2.5	2.2	-	-	11,313	13,233	66,601	77,934	-
Ashur Bank	BASH	66,700	57.0	1.01	67,367	57.6	2.0%	14.8%	1.01	0.97	353,273	1.18	0.82	7.1	6.8	1.1	1.0	-	-	9,469	9,846	59,561	69,303	-
Mansour Bank	BMNS	75,000	64.1	1.75	131,250	112.2	0.6%	25.0%	1.75	0.00	57,983	1.88	1.17	12.2	30.1	1.7	1.6	-	-	10,718	4,356	76,255	81,006	Suspended
United Bank for Investment	BUND	150,000	128.2	2.65	397,500	339.7	-6.4%	50.6%	2.89	2.65	851,762	2.95	1.50	m.d.	28.3	16.8	3.5	-	-	-711	14,025	23,646	112,678	-
Dijla and Furat Bank	BDFD	50,000	42.7	0.88	44,000	37.6	-2.2%	23.9%	0.90	0.88	9,535	1.10	0.69	24.4	8.4	0.9	0.8	-	-	1,806	5,254	50,101	55,355	-
Total					3,175,344	2,714.0					12,591,941													
Insurance Sector																								
Al-Ameen Insurance	NAME	1,000	0.9	1.65	1,650	1.4	-9.3%	22.2%	1.82	0.00	6,279	1.83	1.05	5.6	11.5	1.1	1.0	-	-	297	143	1,519	1,645	-
Dar Essalaam Insurance	NDSA	2,200	1.9	5.20	11,440	9.8	0.0%	19.5%	5.20	0.00	18,598	5.25	1.40	54.3	53.9	4.3	4.0	-	10.0%	211	212	2,630	2,891	-
Ahiya Insurance	NAHF	1,508	1.3	1.65	2,488	2.1	-9.8%	46.0%	1.80	0.00	2,489	1.83	1.05	13.6	11.3	1.4	1.2	-	-	183	221	1,786	1,998	-
Al-Hamraa Insurance	NHAM	1,500	1.3	1.50	2,250	1.9	0.0%	0.0%	0.00	0.00	0	1.60	0.92	3.9	6.7	1.7	1.4	-	-	572	335	1,332	1,646	-
Gulf Insurance and Reinsurance	NGIR	1,000	0.9	1.44	1,440	1.2	0.0%	0.0%	0.00	0.00	0	2.00	1.10	90.3	40.9	1.4	1.3	-	-	16	35	1,064	1,095	Suspended
Total					19,268	16.5					27,366													
Investment Sector																								
Al-Kheir Financial Investment	VKHF	7,000	6.0	0.50	3,500	3.0	0.0%	28.2%	0.52	0.00	6,578	0.60	0.37	6.0	44.6	0.4	0.4	-	-	587	78	7,854	7,933	-
Al-Ameen Financial Investment	VAMF	750	0.6	0.85	638	0.5	0.0%	-5.6%	0.00	0.00	0	0.90	0.85	m.d.	14.7	1.2	1.0	-	-	-275	43	545	670	-
Al-Ayaam Financial Investment	VAYF	400	0.3	1.00	400	0.3	0.0%	0.0%	0.00	0.00	0	1.00	1.00	169.8	7.7	1.7	1.0	-	-	2	52	242	383	-
AL-Wiaam Financial Investment	VWIF	1,250	1.1	1.70	2,125	1.8	0.0%	-12.8%	0.00	0.00	0	2.70	1.70	m.d.	5.9	1.6	1.3	-	-	-34	361	1,357	1,630	-
Mesopotamia Investment	VMES	1,000	0.9	0.90	900	0.8	0.0%	-10.0%	0.00	0.00	0	1.00	0.90	112.5	124.3	0.9	0.9	-	-	8	7	968	975	-
Al-Qum'a for Financial Investment	VQUF	1,000	0.9	0.81	810	0.7	0.0%	0.0%	0.00	0.00	0	1.50	0.80	m.d.	19.5	1.5	1.4	-	-	-10	42	533	564	Suspended
Al-Khaima Financial Investment	VKHA	400	0.3	1.00	400	0.3	0.0%	0.0%	0.00	0.00	0	1.00	1.00	116.5	4.9	1.4	0.9	-	-	3	82	295	455	-
Al-Zawraa for Financial Investment	VZAF	1,000	0.9	1.05	1,050	0.9	-4.5%	-4.5%	1.05	0.00	766	1.12	0.75	23.1	52.5	1.0	0.9	-	-	46	20	1,100	1,129	-
AL- Batek for Financial Investment	VBAT	1,000	0.9	0.92	920	0.8	0.0%	-1.1%	0.00	0.00	0	1.00	0.92	11.0	13.9	0.9	0.9	7.8%	8.0%	84	66	1,041	1,044	-
Total					10,743	9.2					7,344													

Source: Iraq Stock Exchange

Performance of Traded Shares

Code	Paid-in Capital		Closing Price	Market Cap		Wk. Closing % Change	YTD % Change	Intra Week		Wk. Turnover (ID'000)	52 Week		P/E		P/BV		Dividend (%)		Net Profit (ID mn)		BV (ID mn)		Note	
	(ID mn)	(\$ mn)		(ID mn)	(\$ mn)			High	Low		High	Low	FY08	FY09	FY08	FY09	2008*	2009**	FY08	FY09	FY08	FY09		
Services Sector																								
Kharkh Tour Amusement City	SKTA	99	0.1	14.75	1,460	1.2	0.0%	5.4%	0.00	0.00	0	17.95	7.80	m.d.	182.2	10.5	9.9	-	-	1	8	139	148	-
Mosul for Funfairs	SMOF	230	0.2	26.50	6,082	5.2	-1.9%	-13.1%	27.00	0.00	7,375	41.00	19.25	30.0	17.9	15.5	8.3	50.0%	-	203	340	393	729	-
Mamoura Realestate Investment	SMRI	11,726	10.0	2.98	34,943	29.9	-12.1%	29.0%	3.40	2.84	122,852	3.52	1.20	35.6	31.7	4.7	4.1	-	-	981	1,101	7,372	8,529	-
Al-Ameen Estate Investment	SAEI	6,960	5.9	3.33	23,177	19.8	-10.0%	8.8%	3.33	0.00	100	3.75	1.55	m.d.	m.d.	3.3	3.3	-	-	-5	-37	6,994	7,001	-
AL-Nukhba General Contracting	SNUC	1,600	1.4	3.90	6,240	5.3	4.0%	11.4%	3.90	0.00	15,440	3.90	1.45	20.1	31.0	3.2	3.4	-	20.0%	310	201	1,977	1,858	-
Iraqi Land Transport	SILT	3,400	2.9	14.55	49,470	42.3	0.0%	0.0%	0.00	0.00	0	15.90	10.50	28.5	14.9	4.9	4.2	-	-	1,734	3,317	10,088	11,908	Suspended
Baghdad Passengers Transport	SBPT	160	0.1	25.89	4,142	3.5	0.0%	3.6%	0.00	0.00	0	30.00	24.10	m.d.	12.0	14.8	6.7	-	10.0%	14	346	281	623	-
Iraqi for General Transportation	SIGT	1,500	1.3	7.21	10,815	9.2	0.0%	0.0%	0.00	0.00	0	0.00	0.00	m.d.	m.d.	m.d.	m.d.	32.0%	-	n.a.	n.a.	n.a.	n.a.	Suspended
AL-Badia General Trans	SBAG	1,350	1.2	13.85	18,698	16.0	2.0%	4.5%	14.00	13.00	237,575	26.00	9.70	13.8	18.1	8.0	5.7	50.0%	50.0%	1,356	1,033	2,326	3,260	-
Baghdad Motor cars Servicing	SBMC	1,080	0.9	2.07	2,236	1.9	0.0%	19.7%	0.00	0.00	0	4.23	1.25	m.d.	m.d.	11.6	m.d.	-	-	-38	n.a.	193	n.a.	Suspended
Total					157,263	134.4					383,342													
Industry Sector																								
Nineveh Food Industries	INFI	3,600	3.1	1.01	3,636	3.1	-1.0%	-8.2%	1.01	0.00	1,305	3.54	1.00	m.d.	m.d.	1.2	1.3	-	-	n.a.	n.a.	3,010	2,897	-
Al-Mansour Pharmaceuticals Industries	IMAP	2,500	2.1	4.20	10,498	9.0	5.0%	52.2%	4.25	4.00	92,525	4.35	2.00	38.6	29.5	4.4	3.6	9.0%	-	272	356	2,390	2,894	-
Modern Sewing	IMOS	1,800	1.5	0.74	1,332	1.1	0.0%	0.0%	0.00	0.00	0	1.18	0.72	m.d.	m.d.	1.0	1.2	-	-	-229	-160	1,293	1,152	Suspended
Iraqi For Tufted Carpets & Floor	IITC	500	0.4	4.50	2,250	1.9	-1.7%	-6.3%	4.55	0.00	6,729	5.85	0.67	11.9	8.9	1.4	1.3	25.0%	25.0%	188	253	1,609	1,763	-
Northern Soft Drinks and Mineral Water	INSD	31,875	27.2	0.70	22,313	19.1	-2.8%	0.0%	0.71	0.70	94,240	0.91	0.52	m.d.	m.d.	0.7	0.7	-	-	95	-1,557	32,995	31,438	-
Eastern Brewery	IEAB	8,845	7.6	0.77	6,811	5.8	0.0%	0.0%	0.00	0.00	0	1.10	0.75	m.d.	m.d.	2.3	m.d.	-	-	-118	n.a.	2,923	n.a.	Suspended
Baghdad for Packing Materials	IBPM	270	0.2	9.00	2,430	2.1	0.0%	9.8%	9.00	0.00	2,635	9.50	7.25	162.2	m.d.	7.7	8.2	-	-	15	-18	315	295	-
Modern Chemical Industries	IMCI	60	0.1	55.00	3,300	2.8	0.0%	0.0%	0.00	0.00	0	69.00	55.00	75.2	44.0	11.5	10.9	100.0%	100.0%	44	75	287	302	-
Baghdad Soft Drinks	IBSD	125,000	106.8	1.80	225,000	192.3	2.3%	63.6%	1.87	1.70	832,598	1.97	1.05	m.d.	38.8	2.1	1.8	-	-	-39	5,803	107,611	122,638	-
Iraqi Date Processing and Marketing	IIDP	6,337	5.4	2.00	12,674	10.8	0.0%	0.0%	0.00	0.00	0	0.00	0.00	m.d.	m.d.	1.7	m.d.	-	-	-787	n.a.	7,435	n.a.	Suspended
Al -Hilal Industries	IHLI	12,375	10.6	1.25	15,469	13.2	-0.8%	7.8%	1.27	1.25	49,521	1.34	0.90	m.d.	m.d.	m.d.	165.5	-	-	-2,153	-1,034	-561	93	-
The Light Industries	ITLI	16,800	14.4	1.26	21,168	18.1	-0.8%	8.6%	1.27	1.25	206,797	2.07	0.89	m.d.	m.d.	8.1	3.7	-	-	-3,167	-3,450	2,624	5,686	-
National Chemical & Plastic Industries	INCP	7,594	6.5	4.72	35,843	30.6	-3.7%	9.8%	4.90	4.70	20,490	5.05	1.27	m.d.	m.d.	5.4	6.1	-	-	-2,248	-1,188	6,620	5,838	-
Electronic Industries	IELI	12,000	10.3	3.16	37,920	32.4	0.0%	0.0%	0.00	0.00	0	5.00	5.00	m.d.	m.d.	m.d.	m.d.	-	-	n.a.	n.a.	n.a.	n.a.	Suspended
AL- Kindi for Production of Veterinary	IKLV	2,400	2.1	2.99	7,176	6.1	-0.3%	3.5%	3.00	0.00	39,483	3.71	1.74	m.d.	19.0	4.9	2.3	-	-	32	378	1,463	3,072	-
Fallujah Construction Materials	IIFCM	1,080	0.9	3.25	3,510	3.0	-0.3%	-13.3%	3.39	3.16	116,688	4.75	2.46	m.d.	56.9	8.7	4.1	-	-	-115	62	403	848	-
Iraqi Engineering Works	IIEW	1,000	0.9	3.60	3,600	3.1	-2.7%	1.4%	3.60	0.00	4,300	4.00	2.00	120.7	m.d.	4.2	4.1	25.0%	-	30	2	849	870	-
Al -khazer for Construction Materials	IKHC	1,100	0.9	2.70	2,970	2.5	-1.8%	-12.9%	2.75	0.00	7,107	3.14	1.95	m.d.	37.7	3.0	2.7	-	-	-67	79	976	1,110	-
Kirkuk for Producing	IKFP	744	0.6	2.37	1,763	1.5	-3.3%	-8.5%	2.45	0.00	44,041	2.75	2.37	m.d.	m.d.	22.4	20.4	-	-	-52	7	79	87	-
Modern Paint Industries	IMPI	9,214	7.9	5.00	46,069	39.4	-3.8%	30.2%	5.60	0.00	35,831	5.60	1.50	m.d.	m.d.	4.1	4.6	-	-	-522	-1,132	11,105	9,980	-
National Metallic Industries and Bicycles	IMIB	5,000	4.3	2.60	13,000	11.1	-5.5%	-3.7%	2.75	0.00	31,020	3.00	1.70	7.3	79.4	1.5	1.8	7.5%	10.0%	1,772	164	8,475	7,200	-
Ready Made Clothes	IRMC	956	0.8	3.20	3,059	2.6	0.0%	32.8%	3.20	0.00	2,602	3.88	2.00	8.9	m.d.	3.6	5.9	40.0%	10.0%	345	-415	849	519	-
Iraqi for Carton Manufactories	IICM	3,795	3.2	1.50	5,693	4.9	-4.5%	2.7%	1.54	1.50	43,156	2.35	1.22	m.d.	m.d.	m.d.	14.8	-	-	-962	-677	-215	385	-
Modern Construction Materials Industry	IMCM	3,747	3.2	1.14	4,272	3.7	-6.6%	-5.0%	1.20	0.00	12,561	1.61	0.80	m.d.	m.d.	3.0	2.3	-	-	-74	-367	1,431	1,846	-
Nationality Household Furniture Industry	IHFI	1,260	1.1	1.59	2,003	1.7	2.6%	-4.2%	1.59	0.00	2,733	1.85	1.35	m.d.	32.0	1.4	1.4	-	-	-236	63	1,385	1,465	-
Total					493,758	422.0					1,646,363													

Source: Iraq Stock Exchange

Performance of Traded Shares

Code	Paid-in Capital		Closing Price	Market Cap		Wk. Closing % Change	YTD % Change	Intra Week		Wk. Turnover (ID'000)	52 Week		P/E		P/BV		Dividend (%)		Net Profit (ID mn)		BV (ID mn)		Note
	(ID mn)	(\$ mn)		(ID mn)	(\$ mn)			High	Low		High	Low	FY08	FY09	FY08	FY09	2008*	2009**	FY08	FY09	FY08	FY09	
Hotel & Tourism Sector																							
HPAL	4,470	3.8	19.60	87,612	74.9	0.0%	0.0%	19.99	19.50	495,283	22.00	14.00	m.d.	m.d.	22.6	30.5	-	-	-724	-1,159	3,876	2,873	-
HISH	1,500	1.3	36.00	54,000	46.2	1.0%	0.0%	37.00	35.50	692,206	37.00	18.00	m.d.	m.d.	30.4	57.5	-	-	-887	-863	1,776	940	-
HBAY	1,350	1.2	42.00	56,700	48.5	1.2%	3.4%	43.50	0.00	153,755	46.58	13.00	m.d.	m.d.	m.d.	155.1	-	-	-540	-158	243	366	-
HBAG	1,922	1.6	19.00	36,518	31.2	-2.6%	-3.6%	19.60	19.00	92,487	23.00	3.00	m.d.	m.d.	16.0	25.3	-	-	-531	-833	2,278	1,445	-
HNTI	2,755	2.4	21.00	57,855	49.4	0.0%	2.4%	21.00	20.50	26,220	25.50	10.00	139.9	111.7	18.2	15.2	-	-	414	518	3,184	3,817	-
HASH	376	0.3	12.50	4,705	4.0	-3.1%	-3.8%	12.50	0.00	16,105	14.65	9.00	m.d.	m.d.	18.4	18.4	-	-	-37	-12	256	256	-
HTVM	40	0.0	35.00	1,400	1.2	0.0%	-3.6%	0.00	0.00	0	39.00	3.00	m.d.	m.d.	m.d.	m.d.	150.0%	-	-62	-100	-42	-135	-
HKAR	1,620	1.4	5.60	9,072	7.8	1.3%	-3.4%	5.70	0.00	7,958	7.15	4.75	m.d.	m.d.	10.0	5.3	-	-	22	-1	907	1,715	-
HMAN	2,923	2.5	37.50	109,613	93.7	-5.1%	-2.3%	41.00	0.00	39,440	45.20	22.00	m.d.	97.5	46.7	31.5	-	-	114	1,124	2,346	3,482	-
HSAD	708	0.6	45.00	31,860	27.2	-1.1%	-12.6%	45.50	0.00	22,420	51.50	3.00	m.d.	92.9	48.3	31.5	-	-	3	343	660	1,011	-
Total				449,334	384.0					1,545,874													
Agriculture Sector																							
ATHP	2,400	2.1	0.40	960	0.8	0.0%	0.0%	0.00	0.00	0	0.00	0.00	2.7	2.3	1.0	1.7	-	-	350	423	981	558	Out of Trade
AMAP	540	0.5	1.25	675	0.6	0.0%	-14.4%	1.25	0.00	28	2.18	0.98	16.4	24.1	0.2	0.2	-	-	41	28	2,969	2,939	-
AAHP	575	0.5	0.90	518	0.4	-10.0%	-18.2%	1.00	0.00	936	1.12	0.78	m.d.	m.d.	0.9	1.1	-	-	-65	-81	565	483	-
AMEF	300	0.3	21.00	6,300	5.4	-18.6%	5.0%	25.80	21.00	31,933	25.80	2.00	121.0	72.4	15.0	12.2	20.0%	-	52	87	420	514	-
AISP	2,000	1.7	3.36	6,720	5.7	0.0%	34.4%	0.00	0.00	0	4.15	1.49	m.d.	29.2	14.0	9.2	-	-	-514	230	481	734	Suspended
AIPM	3,750	3.2	7.40	27,750	23.7	-0.7%	5.7%	7.50	0.00	7,745	9.90	5.25	m.d.	m.d.	5.0	5.1	-	-	-665	-194	5,573	5,455	-
AIRP	360	0.3	5.25	1,890	1.6	0.0%	12.9%	5.25	0.00	268	5.25	3.60	20.3	19.1	2.5	2.0	-	20.0%	93	99	764	931	-
Total				44,813	38.3					40,910													
Grand Total				4,350,522	3,718.4					16,243,140													

* Dividend distributed in 2008 from 2007 year-end profit.

** Dividend distributed in 2009 from 2008 year-end profit.

Source: Iraq Stock Exchange

Note: "Suspended" companies are not trading due to General Assembly Meeting or ISX / ISC Instructions.

"Out of Trade" companies are not trading, because they haven't completed the procedures to start electronic trading yet.