

**For any inquiries, contact:**

**Research**

**Aysegul Ozge Ozgur**

[aozgur@rabeesecurities.com](mailto:aozgur@rabeesecurities.com)

**Trading**

[trading@rabeesecurities.com](mailto:trading@rabeesecurities.com)

Address: 903/14/19

Karada

Baghdad-Iraq

Tel: +964 1 7180 696

[info@rabeesecurities.com](mailto:info@rabeesecurities.com)

**RS Bloomberg page: <RSIQ>**

**DISCLAIMER**

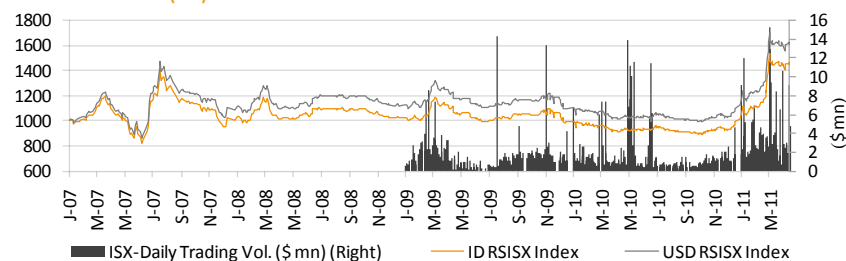
This publication may not be reproduced, modified, or re-disseminated in whole or in part without the prior written permission of Rabee Securities. The information provided herein is of a general nature and for informational purposes only and is not intended to serve as an offer or solicitation with respect to the purchase or sale of any security, or as a recommendation to adopt any particular trading strategy. Such information is subject to change without prior notice. Although Rabee Securities obtains information from sources it considers reliable, Rabee Securities makes no representations or warranties, express or implied, as to the information's accuracy or completeness. Furthermore, such information may be incomplete or condensed. Rabee Securities, its affiliates, directors, employees, assigns, agents, and successors bear no liability for any errors or omissions in this publication or for any losses arising from the use of or reliance upon this information. This limitation on liability applies to direct, indirect, consequential, special, punitive, or other damages, as well as damages for loss of profits or business interruption. Investors shall bear all responsibility for investment decisions taken on the basis of the contents of this report. Rabee Securities strongly advises potential investors to seek financial guidance when determining whether an investment is appropriate to their needs. All estimates included in this report constitute Rabee Securities' opinion as of the date published on the report and are subject to change without notice.

## Weekly Bulletin

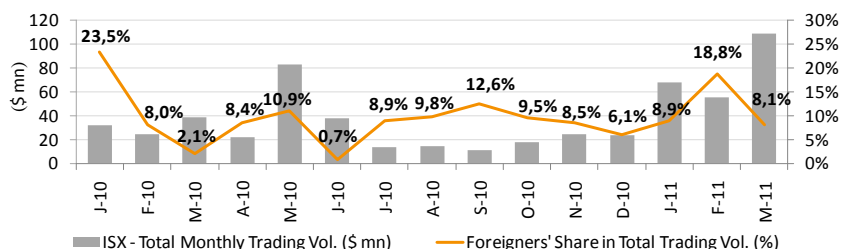
**Weekly Value Traded**

ID22,722,710000

Rabee Securities (RS) Index - RSISX Index



**Total Monthly Trading Vol. (\$ mn) & Share of Foreign Transaction in Total T. Vol. (%)**



**Best Performers - Weekly**

Code	Price (ID)	Price Chn/w
VQUF	1.660	58.1%
VWIF	2.250	25.0%
IBPM	17.000	17.5%
SAEI	3.320	9.9%
NHAM	2.180	9.5%

**Worst Performers - Weekly**

Code	Price (ID)	Price Chn/w
BMFI	1.270	-7.3%
NAME	1.600	-5.9%
BEFI	1.240	-3.9%
SILT	8.060	-3.8%
BGUC	1.020	-3.8%

**RSISX Index Vs. Neighbour Market S.E.**

Market	Index Close	Weekly Chg.	YTD Chg.
IRAQ (RSISX)	1,446	-0.4%	46.0%
EGYPT	4,996	-5.7%	-25.4%
KUWAIT	6,443	0.8%	-6.6%
SAUDI	6,575	-0.4%	-1.2%
MUSCAT	6,353	-0.6%	-9.1%
QATAR	8,648	-1.5%	-4.6%
DUBAI	1,682	3.7%	4.5%
ABUDHABI	2,711	1.2%	1.0%
BAHRAIN	1,401	-0.8%	-1.5%
TURKEY	68,692	0.4%	4.2%
IRAN	26,481	-0.2%	31.1%

**Top 5 Traded Volume - Weekly**

Code	Price (ID)	Trading Vol. (ID mn)/w	Trad. Vol. (\$mn)/w
BUND	2.710	6,196	5.3
BMFI	1.270	4,117	3.5
BIIB	1.000	4,100	3.5
BIME	1.600	1,204	1.0
SILT	8.060	1,134	1.0

By the end of the week, 50 companies were able to trade in this session, and 16 companies were unable to do so mainly due to their General Assembly Meeting or ISX / ISC Instructions.

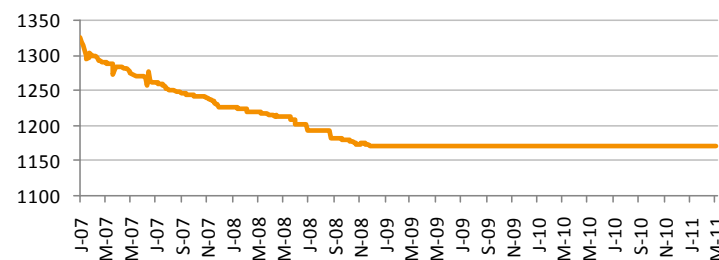
The dinar remained stable for the week, trading at 1170 to the dollar. Volumes for the week reached ID22.7bln (\$19.4mn), and the numbers of shares

traded reached 13.3bln, with the banking sector experiencing the highest volume and turnover.

Foreigners executed total 688 transactions this week. They executed 644 buying transactions amounted at ID8.0bln (\$6.8mn) and 44 selling transaction amounted at ID223mn (\$190ths). Thus, net purchases of foreigners reached ID7.8bln (\$6.6mn), while their share in total trading volume was 18.1%.

**Iraqi Dinar Value**

1USD=1170



**News from Iraq**

**Politics**

- The Legislature of al-Iraqiya Bloc, Wihda al-Jumeily, has said on Thursday the existence of a Kurdish mediation, led by Kurdistan President, Masoud Barzani and Iraqi President, Jalal Talabani, to settle the suspended issues between the National Alliance and al-Iraqiya. (Aswat Al-Iraq)
- North Iraq's Ninewa Province's Council has voted on Tuesday on the rejection of extending U.S. troops presence in Iraq, after the end of their presence according to the Security Agreement concluded between Baghdad and Washington. (Aswat Al-Iraq)

**Economics**

- The Chairman of the Investment Commission in southern Iraq's Basra Province has conferred with the British Consul in Basra, Richard Wood, on Wednesday on means for presenting facilities for British companies to invest in the Province. (Aswat Al-Iraq)
- Iraq will award contracts worth \$2.2bln in early May to build four gas fired power plants, according to Electricity Minister Raad Shallal. (Iraq Directory)
- Britain discussed plans to exploit Iraq's oil reserves with some of the world's biggest oil companies five months before it joined the United States in invading the country, the Independent newspaper said on Tuesday. (Noozz)
- Iraq's annual inflation rate is expected to remain within single digits in 2011 helped by a national food ration programme which is absorbing some of the increases in food prices, a central bank adviser said on Sunday. (Iraq Directory)

**ISX -Company Announcements**

- Gulf Commercial Bank (BGUC) will hold Annual General Assembly Meeting (AGM) meeting on May 10, 2011 to discuss the annual financial report for the fiscal year ended December 31, 2010, the cash dividend distribution ratio and the capital increase through 75% (ID43.01bln) bonus and rights issues to reach ID100bln paid-in capital according to the Iraqi Central Bank instructions. ISX will suspend trading of BGUC shares starting May 3, 2011.
- Mosul Bank (BMFI) will hold AGM on May 22, 2011 to discuss the annual financial report for the fiscal year ended December 31, 2010, the cash dividend distribution ratio, the capital increase through bonus and rights issues and the incorporation between Mosul Bank (BMFI) and Union Bank of Iraq (BUOI). ISX will suspend the trading of BMFI shares starting May 15, 2011.
- Baghdad for Packing Materials (IBPM) will hold GA on April 27, 2011 to discuss the capital increase through 200% rights issue. ISX suspended trading of IBPM shares starting April 20, 2011.
- Al-Ayaam Financial Investment (VAYF) resumed trading on April 19th, 2011. VAYF shares wasn't trading since April 9, 2011 due to General Assembly (GA).

**Performance of Traded Shares**

	Code	Paid-in Capital		Closing Price	Market Cap		Wk. Closing % Change	YTD % Change	Intra Week		Wk. Turnover (ID'000)	52 Week		P/E		P/BV		Dividend (%)		Net Profit (ID mn)		BV (ID mn)		Note
		(ID mn)	(\$ mn)		(ID mn)	(\$ mn)			High	Low		High	Low	FY08	FY09	FY08	FY09	2008*	2009**	FY08	FY09	FY08	FY09	
<b>Banking Sector</b>																								
Commercial Bank of Iraq	BCOI	60,000	51.3	1.39	83,400	71.3	0.0%	0.0%	0.00	0.00	0	1.55	1.32	47.7	21.8	1.2	1.0	-	-	1,749	3,832	67,053	84,151	Suspended
Bank of Baghdad	BBOB	100,000	85.5	2.96	296,000	253.0	0.0%	65.4%	2.96	2.95	593,375	3.15	1.30	13.8	18.7	3.2	2.7	-	-	21,417	15,802	93,342	109,170	-
Iraqi Islamic Bank	BIIB	51,192	43.8	1.00	51,192	43.8	0.0%	11.1%	1.01	1.00	4,099,603	1.01	0.75	m.d.	101.2	2.0	1.0	-	-	-325	506	25,436	51,658	-
Iraqi Middle East Investment Bank	BIME	100,000	85.5	1.60	160,000	136.8	-1.2%	45.5%	1.66	1.58	1,204,412	1.81	0.80	11.5	13.7	2.5	2.1	-	-	13,952	11,707	63,840	75,547	-
Investment Bank of Iraq	BIBI	75,020	64.1	1.11	83,272	71.2	-2.6%	-10.5%	1.15	1.11	326,908	1.32	1.09	10.3	18.1	1.8	1.3	-	-	8,083	4,595	47,046	62,522	-
National Bank of Iraq	BNOI	50,000	42.7	0.91	45,500	38.9	0.0%	12.3%	0.00	0.00	0	1.01	0.78	14.5	77.6	1.5	0.9	-	-	3,135	586	31,081	51,767	Suspended
Credit Bank of Iraq	BROI	100,000	85.5	3.22	322,000	275.2	3.9%	31.4%	3.22	3.20	116,367	3.24	1.65	18.7	42.4	3.5	2.9	-	-	17,194	7,592	93,070	111,913	-
Dar Essalaam Investment Bank	BDSI	72,000	61.5	6.50	468,000	400.0	0.0%	6.6%	6.50	6.50	9,626	6.80	5.00	27.2	47.4	7.8	7.2	-	-	17,196	9,880	59,854	65,036	-
Sumer Commerical Bank	BSUC	85,000	72.6	0.85	72,250	61.8	0.0%	4.9%	0.00	0.00	0	0.92	0.80	83.5	14.2	1.5	1.2	-	-	865	5,091	49,752	59,249	Suspended
Babylon Bank	BBAY	50,000	42.7	1.00	50,000	42.7	0.0%	14.9%	0.00	0.00	0	1.10	0.85	9.0	13.7	1.3	0.9	-	-	5,537	3,657	39,636	55,363	Suspended
Economy Bank for Investment	BEFI	76,000	65.0	1.24	94,240	80.5	-3.9%	-4.6%	1.30	1.24	24,372	1.67	1.20	6.6	14.8	2.2	1.1	-	-	14,295	6,387	43,519	84,589	-
Gulf Commercial Bank	BGUC	56,990	48.7	1.02	58,130	49.7	-3.8%	13.3%	1.08	1.02	558,379	1.29	0.84	3.8	7.3	1.4	1.0	-	-	15,112	7,957	41,050	60,055	-
Warka Bank for Investment	BWAI	75,000	64.1	1.26	94,500	80.8	0.0%	0.0%	0.00	0.00	0	0.00	0.00	5.7	3.4	1.2	1.0	-	-	16,691	27,999	80,140	94,950	Suspended
Mosul Bank	BMFI	50,000	42.7	1.27	63,500	54.3	-7.3%	39.6%	1.38	1.27	4,117,490	1.49	0.87	9.8	7.9	1.7	1.0	-	-	6,449	8,071	37,157	60,836	-
Union Bank of Iraq	BUOI	50,000	42.7	1.05	52,500	44.9	0.0%	16.7%	1.08	1.05	61,988	1.15	0.80	36.8	18.8	1.9	1.0	-	-	1,425	2,795	27,959	54,016	-
North Bank	BNOR	125,000	106.8	2.96	370,000	316.2	0.0%	48.0%	2.99	2.95	836,125	3.32	1.85	25.7	20.8	3.1	2.9	-	9.2%	14,370	17,816	117,821	126,685	-
Kurdistan International Bank	BKUI	100,000	85.5	1.67	167,000	142.7	0.6%	17.6%	1.70	1.64	225,012	1.95	1.22	14.8	12.6	2.5	2.1	-	-	11,313	13,233	66,601	77,934	-
Ashur Bank	BASH	66,700	57.0	1.00	66,700	57.0	0.0%	13.6%	1.02	1.00	87,393	1.11	0.82	7.0	6.8	1.1	1.0	-	-	9,469	9,846	59,561	69,303	-
Mansour Bank	BMNS	75,000	64.1	1.75	131,250	112.2	0.0%	25.0%	0.00	0.00	0	1.88	1.17	12.2	30.1	1.7	1.6	-	-	10,718	4,356	76,255	81,006	Suspended
United Bank for Investment	BUND	150,000	128.2	2.71	406,500	347.4	0.4%	54.0%	2.73	2.70	6,196,361	2.95	1.50	m.d.	29.0	17.2	3.6	-	-	-711	14,025	23,646	112,678	-
Dijla and Furat Bank	BDFD	50,000	42.7	0.97	48,500	41.5	0.0%	36.6%	1.05	0.97	228,000	1.10	0.69	26.9	9.2	1.0	0.9	-	-	1,806	5,254	50,101	55,355	-
<b>Total</b>					<b>3,184,434</b>	<b>2,721.7</b>					<b>18,685,410</b>													
<b>Insurance Sector</b>																								
Al-Ameen Insurance	NAME	1,000	0.9	1.60	1,600	1.4	-5.9%	18.5%	1.70	1.60	1,396	1.83	1.05	5.4	11.2	1.1	1.0	-	-	297	143	1,519	1,645	-
Dar Essalaam Insurance	NDSA	2,200	1.9	5.10	11,220	9.6	-1.9%	17.2%	5.10	5.00	48,589	5.25	1.99	53.3	52.9	4.3	3.9	-	10.0%	211	212	2,630	2,891	-
Ahliya Insurance	NAHF	1,508	1.3	1.66	2,503	2.1	0.0%	46.9%	1.66	1.66	1,497	1.83	1.05	13.6	11.3	1.4	1.3	-	-	183	221	1,786	1,998	-
Al-Hamraa Insurance	NHAM	1,500	1.3	2.18	3,270	2.8	9.5%	45.3%	2.18	2.18	218	2.18	0.92	5.7	9.8	2.5	2.0	-	-	572	335	1,332	1,646	-
Gulf Insurance and Reinsurance	NGIR	1,000	0.9	1.44	1,440	1.2	0.0%	0.0%	0.00	0.00	0	2.00	1.10	90.3	40.9	1.4	1.3	-	-	16	35	1,064	1,095	Suspended
<b>Total</b>					<b>20,033</b>	<b>17.1</b>					<b>51,700</b>													
<b>Investment Sector</b>																								
Al-Kheir Financial Investment	VKHF	7,000	6.0	0.55	3,850	3.3	0.0%	41.0%	0.55	0.55	9,488	0.60	0.37	6.6	49.1	0.5	0.5	-	-	587	78	7,854	7,933	-
Al-Ameen Financial Investment	VAMF	750	0.6	0.80	600	0.5	-2.4%	-11.1%	0.80	0.80	240	0.90	0.80	m.d.	13.8	1.1	0.9	-	-	-275	43	545	670	-
Al-Ayaam Financial Investment	VAYF	400	0.3	1.00	400	0.3	0.0%	0.0%	0.00	0.00	0	1.00	1.00	169.8	7.7	1.7	1.0	-	-	2	52	242	383	-
AL-Wiaam Financial Investment	VWIF	1,250	1.1	2.25	2,813	2.4	25.0%	15.4%	2.25	1.80	5,085	2.70	1.70	m.d.	7.8	2.1	1.7	-	-	-34	361	1,357	1,630	-
Mesopotamia Investment	VMES	1,000	0.9	0.90	900	0.8	0.0%	-10.0%	0.00	0.00	0	1.00	0.90	112.5	124.3	0.9	0.9	-	-	8	7	968	975	-
Al-Qum'a for Financial Investment	VQVF	1,000	0.9	1.66	1,660	1.4	58.1%	104.9%	1.66	1.05	29,250	1.66	0.80	m.d.	40.0	3.1	2.9	-	-	-10	42	533	564	-
Al-Khaima Financial Investment	VKHA	400	0.3	1.00	400	0.3	0.0%	0.0%	0.00	0.00	0	1.00	1.00	116.5	4.9	1.4	0.9	-	-	3	82	295	455	Suspended
Al-Zawraa for Financial Investment	VZAF	1,000	0.9	1.04	1,040	0.9	0.0%	-5.5%	0.00	0.00	0	1.12	0.75	22.8	52.0	0.9	0.9	-	-	46	20	1,100	1,129	-
AL- Batek for Financial Investment	VBAT	1,000	0.9	0.92	920	0.8	0.0%	-1.1%	0.00	0.00	0	1.00	0.92	11.0	13.9	0.9	0.9	7.8%	8.0%	84	66	1,041	1,044	-
<b>Total</b>					<b>12,583</b>	<b>10.8</b>					<b>44,062</b>													

Source: Iraq Stock Exchange

**Performance of Traded Shares**

	Code	Paid-in Capital		Closing Price	Market Cap		Wk. Closing % Change	YTD % Change	Intra Week		Wk. Turnover (ID'000)	52 Week		P/E		P/BV		Dividend (%)		Net Profit (ID mn)		BV (ID mn)		Note
		(ID mn)	(\$ mn)		(ID mn)	(\$ mn)			High	Low		High	Low	FY08	FY09	FY08	FY09	2008*	2009**	FY08	FY09	FY08	FY09	
<b>Services Sector</b>																								
Kharkh Tour Amusement City	SKTA	99	0.1	18.40	1,822	1.6	-1.9%	31.4%	19.00	18.00	36,609	20.84	7.80	m.d.	m.d.	13.1	12.3	-	-	1	8	139	148	-
Mosul for Funfairs	SMOF	230	0.2	28.00	6,426	5.5	1.8%	-8.2%	28.00	28.00	14,059	41.00	19.25	31.7	18.9	16.4	8.8	50.0%	-	203	340	393	729	-
Mamoura Real Estate Investment	SMRI	11,726	10.0	3.32	38,930	33.3	-2.9%	43.7%	3.55	3.30	582,022	3.55	1.20	39.7	35.4	5.3	4.6	-	-	981	1,101	7,372	8,529	-
Al-Ameen Estate Investment	SAEI	6,960	5.9	3.32	23,107	19.7	9.9%	8.5%	3.32	3.02	236	3.75	1.55	m.d.	m.d.	3.3	3.3	-	-	-5	-37	6,994	7,001	-
AL-Nukhba General Contracting	SNUC	1,600	1.4	3.90	6,240	5.3	0.0%	11.4%	0.00	0.00	0	4.20	1.45	20.1	31.0	3.2	3.4	-	20.0%	310	201	1,977	1,858	-
Iraqi Land Transport	SILT	10,000	8.5	8.06	80,600	68.9	-3.8%	-44.6%	8.49	8.05	1,134,022	15.90	7.69	46.5	24.3	8.0	6.8	-	-	1,734	3,317	10,088	11,908	-
Baghdad Passengers Transport	SBPT	160	0.1	26.00	4,160	3.6	-1.9%	4.0%	26.80	26.00	2,182	27.00	23.00	m.d.	12.0	14.8	6.7	-	10.0%	14	346	281	623	-
Iraqi for General Transportation	SIGT	1,500	1.3	7.21	10,815	9.2	0.0%	0.0%	0.00	0.00	0	0.00	0.00	m.d.	m.d.	m.d.	m.d.	32.0%	-	n.a.	n.a.	n.a.	n.a.	Suspended
AL-Badia General Trans	SBAG	1,350	1.2	13.55	18,293	15.6	0.4%	2.3%	13.81	13.49	47,475	15.60	9.70	13.5	17.7	7.9	5.6	50.0%	50.0%	1,356	1,033	2,326	3,260	-
Baghdad Motor cars Servicing	SBMC	1,080	0.9	1.89	2,041	1.7	5.0%	9.2%	1.89	1.80	2,679	4.23	1.25	m.d.	m.d.	10.6	m.d.	-	-	-38	n.a.	193	n.a.	-
<b>Total</b>					<b>192,434</b>	<b>164.5</b>					<b>1,819,283</b>													
<b>Industry Sector</b>																								
Nineveh Food Industries	INFI	3,600	3.1	0.96	3,456	3.0	1.1%	-12.7%	0.96	0.95	550	3.54	0.95	m.d.	m.d.	1.1	1.2	-	-	n.a.	n.a.	3,010	2,897	-
Al-Mansour Pharmaceuticals Industries	IMAP	2,500	2.1	4.20	10,498	9.0	0.0%	52.2%	0.00	0.00	0	4.35	2.00	38.6	29.5	4.4	3.6	9.0%	-	272	356	2,390	2,894	Suspended
Modern Sewing	IMOS	1,800	1.5	0.74	1,332	1.1	0.0%	0.0%	0.00	0.00	0	1.18	0.72	m.d.	m.d.	1.0	1.2	-	-	-229	-160	1,293	1,152	Suspended
Iraqi For Tufted Carpets & Floor	IITC	500	0.4	4.65	2,325	2.0	0.0%	-3.1%	4.65	4.65	89	5.85	4.00	12.3	9.2	1.4	1.3	25.0%	25.0%	188	253	1,609	1,763	-
Northern Soft Drinks and Mineral Water	INSD	31,875	27.2	0.69	21,994	18.8	0.0%	-1.4%	0.72	0.68	192,462	0.91	0.52	m.d.	m.d.	0.7	0.7	-	-	95	-1,557	32,995	31,438	-
Eastern Brewery	IEAB	8,845	7.6	0.77	6,811	5.8	0.0%	0.0%	0.00	0.00	0	0.99	0.75	m.d.	m.d.	2.3	m.d.	-	-	-118	n.a.	2,923	n.a.	Suspended
Baghdad for Packing Materials	IBPM	270	0.2	17.00	4,590	3.9	17.5%	107.3%	17.50	15.91	8,887	17.50	7.50	m.d.	m.d.	14.6	15.6	-	-	15	-18	315	295	Suspended
Modern Chemical Industries	IMCI	60	0.1	55.00	3,300	2.8	0.0%	0.0%	0.00	0.00	0	69.00	55.00	75.2	44.0	11.5	10.9	100.0%	100.0%	44	75	287	302	-
Baghdad Soft Drinks	IBSD	125,000	106.8	1.81	226,250	193.4	0.0%	64.5%	1.84	1.78	809,644	1.97	1.05	m.d.	39.0	2.1	1.8	-	-	-39	5,803	107,611	122,638	-
Iraqi Date Processing and Marketing	IIDP	6,337	5.4	2.00	12,674	10.8	0.0%	0.0%	0.00	0.00	0	0.00	0.00	m.d.	m.d.	1.7	m.d.	-	-	-787	n.a.	7,435	n.a.	Suspended
Al-Hilal Industries	IHLI	12,375	10.6	1.22	15,098	12.9	0.0%	5.2%	1.22	1.20	30,072	1.34	0.90	m.d.	m.d.	m.d.	161.5	-	-	-2,153	-1,034	-561	93	-
The Light Industries	ITLI	16,800	14.4	1.22	20,496	17.5	-1.6%	5.2%	1.22	1.21	15,338	2.07	0.89	m.d.	m.d.	7.8	3.6	-	-	-3,167	-3,450	2,624	5,686	-
National Chemical & Plastic Industries	INCP	7,594	6.5	4.75	36,070	30.8	5.6%	10.5%	4.75	4.50	40,696	5.05	1.27	m.d.	m.d.	5.4	6.2	-	-	-2,248	-1,188	6,620	5,838	-
Electronic Industries	IELI	12,000	10.3	3.16	37,920	32.4	0.0%	0.0%	0.00	0.00	0	5.00	5.00	m.d.	m.d.	m.d.	m.d.	-	-	n.a.	n.a.	n.a.	n.a.	Suspended
AL-Kindi for Production of Veterinary	IKLV	2,400	2.1	2.96	7,104	6.1	0.3%	2.4%	3.00	2.96	30,043	3.71	1.74	m.d.	18.8	4.9	2.3	-	-	32	378	1,463	3,072	-
Fallujah Construction Materials	IFCM	1,080	0.9	3.03	3,272	2.8	-1.6%	-19.2%	3.10	3.03	46,154	4.18	2.46	m.d.	53.1	8.1	3.9	-	-	-115	62	403	848	-
Iraqi Engineering Works	IIEW	1,000	0.9	3.50	3,500	3.0	0.0%	-1.4%	3.50	3.50	1,492	4.00	2.00	117.4	m.d.	4.1	4.0	25.0%	-	30	2	849	870	-
Al-khazer for Construction Materials	IKHC	1,100	0.9	2.75	3,025	2.6	0.0%	-11.3%	2.75	2.75	688	3.14	1.95	m.d.	38.4	3.1	2.7	-	-	-67	79	976	1,110	-
Kirkuk for Producing	IKFP	744	0.6	2.26	1,681	1.4	-1.7%	-12.7%	2.30	2.25	48,083	2.75	2.12	m.d.	m.d.	21.4	19.4	-	-	-52	7	79	87	-
Modern Paint Industries	IMPI	9,214	7.9	5.00	46,069	39.4	0.0%	30.2%	5.10	5.00	201,399	5.60	1.50	m.d.	m.d.	4.1	4.6	-	-	-522	-1,132	11,105	9,980	-
National Metallic Industries and Bicycles	IMIB	5,000	4.3	2.53	12,650	10.8	1.2%	-6.3%	2.59	2.50	11,446	3.00	1.70	7.1	77.2	1.5	1.8	7.5%	10.0%	1,772	164	8,475	7,200	-
Ready Made Clothes	IRMC	956	0.8	3.50	3,346	2.9	7.7%	45.2%	3.50	3.40	3,772	3.88	2.00	9.7	m.d.	3.9	6.4	40.0%	10.0%	345	-415	849	519	-
Iraqi for Carton Manufactures	IICM	3,795	3.2	1.48	5,617	4.8	1.4%	1.4%	1.48	1.46	27,884	2.35	1.22	m.d.	m.d.	m.d.	14.6	-	-	-962	-677	-215	385	-
Modern Construction Materials Industry	IMCM	3,747	3.2	1.10	4,122	3.5	0.0%	-8.3%	1.10	1.10	1,603	1.61	0.80	m.d.	m.d.	2.9	2.2	-	-	-74	-367	1,431	1,846	-
Nationality Household Furniture Industry	IHFI	1,260	1.1	1.49	1,877	1.6	-0.7%	-10.2%	1.50	1.49	4,001	1.85	1.35	m.d.	30.0	1.4	1.3	-	-	-236	63	1,385	1,465	-
<b>Total</b>					<b>495,077</b>	<b>423.1</b>					<b>1,474,304</b>													

Source: Iraq Stock Exchange

**Performance of Traded Shares**

Code	Paid-in Capital		Closing Price	Market Cap		Wk. Closing % Change	YTD % Change	Intra Week		Wk. Turnover (ID'000)	52 Week		P/E		P/BV		Dividend (%)		Net Profit (ID mn)		BV (ID mn)		Note
	(ID mn)	(\$ mn)		(ID mn)	(\$ mn)			High	Low		High	Low	FY08	FY09	FY08	FY09	2008*	2009**	FY08	FY09	FY08	FY09	
<b>Hotel &amp; Tourism Sector</b>																							
HPAL	4,470	3.8	19.25	86,048	73.5	-0.8%	-1.8%	19.40	19.25	21,281	22.00	14.00	m.d.	m.d.	22.2	30.0	-	-	-724	-1,159	3,876	2,873	-
HISH	1,500	1.3	37.00	55,500	47.4	2.8%	2.8%	37.00	36.25	105,283	37.00	18.00	m.d.	m.d.	31.3	59.1	-	-	-887	-863	1,776	940	-
HBAY	1,350	1.2	41.50	56,025	47.9	0.0%	2.2%	41.50	40.50	261,193	46.58	13.00	m.d.	m.d.	m.d.	153.2	-	-	-540	-158	243	366	-
HBAG	1,922	1.6	19.10	36,710	31.4	-0.5%	-3.0%	19.50	19.00	20,978	21.50	3.00	m.d.	m.d.	16.1	25.4	-	-	-531	-833	2,278	1,445	-
HNTI	2,755	2.4	21.10	58,131	49.7	-0.9%	2.9%	21.30	21.05	40,346	25.50	10.00	140.5	112.2	18.3	15.2	-	-	414	518	3,184	3,817	-
HASH	376	0.3	13.00	4,893	4.2	-1.5%	0.0%	13.15	13.00	7,387	14.65	9.00	m.d.	m.d.	19.1	19.1	-	-	-37	-12	256	256	-
HTVM	40	0.0	33.00	1,320	1.1	0.0%	-9.1%	0.00	0.00	0	39.00	3.00	m.d.	m.d.	m.d.	m.d.	150.0%	-	-62	-100	-42	-135	-
HKAR	1,620	1.4	5.50	8,910	7.6	-1.8%	-5.2%	5.55	5.50	11,314	7.13	4.75	m.d.	m.d.	9.8	5.2	-	-	22	-1	907	1,715	-
HMAN	2,923	2.5	40.80	119,258	101.9	0.1%	6.3%	40.81	40.50	69,964	45.20	22.00	m.d.	106.1	50.8	34.2	-	-	114	1,124	2,346	3,482	-
HSAD	708	0.6	45.70	32,356	27.7	1.6%	-11.3%	45.75	45.50	11,813	51.50	3.00	m.d.	94.4	49.0	32.0	-	-	3	343	660	1,011	-
<b>Total</b>				<b>459,150</b>	<b>392.4</b>					<b>549,559</b>													
<b>Agriculture Sector</b>																							
ATHP	2,400	2.1	0.40	960	0.8	0.0%	0.0%	0.00	0.00	0	0.00	0.00	2.7	2.3	1.0	1.7	-	-	350	423	981	558	Out of Trade
AMAP	540	0.5	1.35	729	0.6	2.3%	-7.5%	1.35	1.35	520	2.18	0.98	17.8	26.0	0.2	0.2	-	-	41	28	2,969	2,939	-
AAHP	575	0.5	0.95	546	0.5	0.0%	-13.6%	0.95	0.95	285	1.12	0.78	m.d.	m.d.	1.0	1.1	-	-	-65	-81	565	483	-
AMEF	300	0.3	25.00	7,500	6.4	0.0%	25.0%	25.00	25.00	1,800	25.80	2.00	144.0	86.2	17.9	14.6	20.0%	-	52	87	420	514	-
AISP	2,000	1.7	3.36	6,720	5.7	0.0%	34.4%	0.00	0.00	0	4.15	1.60	m.d.	29.2	14.0	9.2	-	-	-514	230	481	734	Suspended
AIPM	3,750	3.2	7.09	26,588	22.7	-1.7%	1.3%	7.25	6.75	94,285	9.90	5.25	m.d.	m.d.	4.8	4.9	-	-	-665	-194	5,573	5,455	-
AIRP	360	0.3	5.00	1,800	1.5	0.0%	7.5%	5.00	5.00	1,502	5.25	3.60	19.4	18.1	2.4	1.9	-	20.0%	93	99	764	931	-
<b>Total</b>				<b>44,843</b>	<b>38.3</b>					<b>98,392</b>													
<b>Grand Total</b>				<b>4,408,554</b>	<b>3,768.0</b>					<b>22,722,711</b>													

\* Dividend distributed in 2008 from 2007 year-end profit.

\*\* Dividend distributed in 2009 from 2008 year-end profit.

Source: Iraq Stock Exchange

Note: "Suspended" companies are not trading due to General Assembly Meeting or ISX / ISC Instructions.

"Out of Trade" companies are not trading, because they haven't completed the procedures to start electronic trading yet.