

**For any inquiries, contact:**

**Research**

**Aysegul Ozge Ozgur**

[aozgur@rabeesecurities.com](mailto:aozgur@rabeesecurities.com)

**Trading**

[trading@rabeesecurities.com](mailto:trading@rabeesecurities.com)

Address: 903/14/19

Karada

Baghdad-Iraq

Tel: +964 1 7180 696

[info@rabeesecurities.com](mailto:info@rabeesecurities.com)

**RS Bloomberg page: <RSIQ>**

**DISCLAIMER**

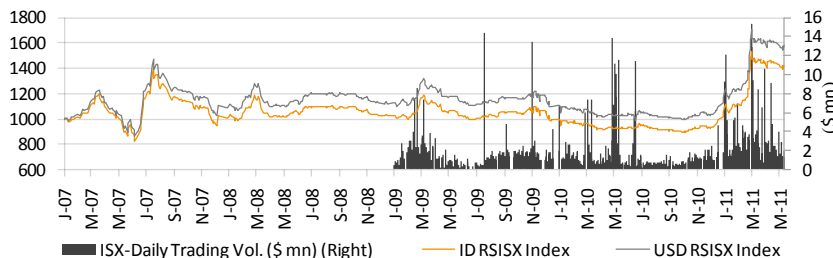
This publication may not be reproduced, modified, or re-disseminated in whole or in part without the prior written permission of Rabee Securities. The information provided herein is of a general nature and for informational purposes only and is not intended to serve as an offer or solicitation with respect to the purchase or sale of any security, or as a recommendation to adopt any particular trading strategy. Such information is subject to change without prior notice. Although Rabee Securities obtains information from sources it considers reliable, Rabee Securities makes no representations or warranties, express or implied, as to the information's accuracy or completeness. Furthermore, such information may be incomplete or condensed. Rabee Securities, its affiliates, directors, employees, assigns, agents, and successors bear no liability for any errors or omissions in this publication or for any losses arising from the use of or reliance upon this information. This limitation on liability applies to direct, indirect, consequential, special, punitive, or other damages, as well as damages for loss of profits or business interruption. Investors shall bear all responsibility for investment decisions taken on the basis of the contents of this report. Rabee Securities strongly advises potential investors to seek financial guidance when determining whether an investment is appropriate to their needs. All estimates included in this report constitute Rabee Securities' opinion as of the date published on the report and are subject to change without notice.

## Weekly Bulletin

**Weekly Value Traded**

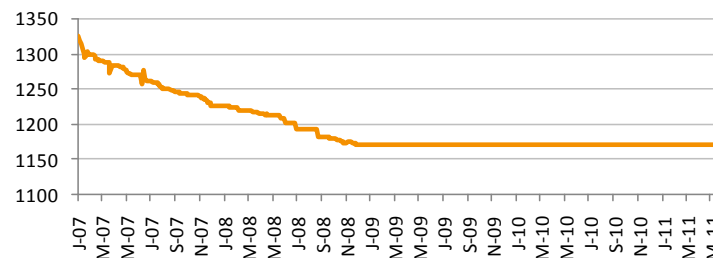
ID7,796,947,000

**Rabee Securities (RS) Index - RSISX Index**

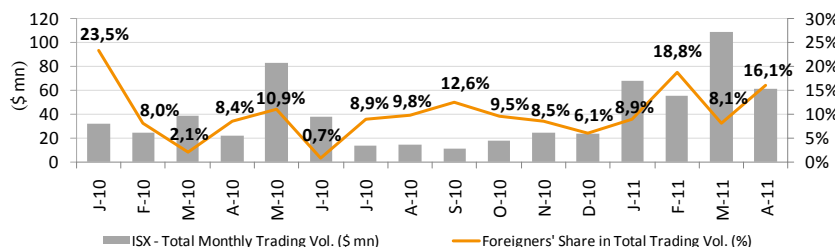


**Iraqi Dinar Value**

1USD=1170



**Total Monthly Trading Vol. (\$ mn) & Share of Foreign Transaction in Total T. Vol. (%)**



**Best Performers - Weekly**

Code	Price (ID)	Price Chn/w
BUND	2.900	6.2%
SMRI	3.620	3.4%
BUOI	1.050	2.9%
BNOR	2.800	2.9%
BROI	3.300	2.5%

**Worst Performers - Weekly**

Code	Price (ID)	Price Chn/w
AMEF	22.000	-12.0%
IMCM	0.900	-10.0%
AMAP	1.400	-6.7%
IICM	1.290	-5.8%
BDFD	0.850	-5.6%

**RSISX Index Vs. Neighbour Market S.E.**

Market	Index Close	Weekly Chg.	YTD Chg.
IRAQ (RSISX)	1,425	1.2%	43.9%
EGYPT	5,249	4.9%	-21.6%
KUWAIT	6,476	-0.4%	-6.1%
SAUDI	6,686	-0.5%	0.4%
MUSCAT	6,048	-1.8%	-13.4%
QATAR	8,637	-0.9%	-4.7%
DUBAI	1,583	-0.9%	-1.6%
ABUDHABI	2,655	-0.7%	-1.1%
BAHRAIN	1,372	-0.7%	-3.6%
TURKEY	63,299	-2.0%	-4.0%
IRAN	25,941	-0.2%	37.6%

**Top 5 Traded Volume - Weekly**

Code	Price (ID)	Trading Vol. (ID mn)/w	Trad. Vol. (\$mn)/w
BNOR	2.800	1,727	1.5
BIME	1.480	962	0.8
BIBI	1.120	945	0.8
BBOB	2.920	637	0.5
SILT	7.260	592	0.5

By the end of the week, 42 companies were able to trade in this session, and 22 companies were unable to do so mainly due to their General Assembly Meeting or ISX / ISC Instructions.

The dinar remained stable for the week, trading at 1170 to the dollar. Volumes for the week reached ID7.8bln (\$6.7mn), and the numbers of shares

traded reached 3.9bln, with the banking sector experiencing the highest volume and turnover.

Foreigners executed total 190 transactions this week. They executed 158 buying transactions amounted at ID634mn (\$542K) and 32 selling transactions amounted at ID98mn (\$84ths). Thus, net purchases of foreigners reached ID536mn (\$458K), while their share in total trading volume was 4.7%.

**News from Iraq**

**Politics**

- Iraq's Vice-President, Tareq al-Hashimy, has conferred on Tuesday with the U.S. Ambassador to Baghdad, James Jeffery, on bilateral relations and the current political situation, according to an Iraqi Presidential statement. (Aswat Al-Iraq)
- Iraqi Prime Minister Nuri Al Maliki called to convene heads of political parties in order to assess their stands over the decision to extend US Forces mandate in Iraq. Al Maliki's call was not well received by Sadr's Front which firmly rejects the extension of US presence in Iraq. (Alsumaria TV)
- A recently submitted bill proposing a reshuffle of the Defense Ministry calls for greater representation of Kurds within the Iraqi armed forces, a member of the Parliamentary Security and Defense Committee said on Wednesday. (AKnews)

**Economics**

- BP Plc has started to receive payment for the millions of dollars it has invested in Iraq with the loading of its first shipment of Iraqi oil last week, industry sources said Tuesday. (Iraq Directory)
- Minister of Commerce and Industry of Iraqi Kurdistan autonomous region called for increase of trade exchange with Iran from current \$7bln to \$10bln. (Zawya)
- Iraq is in talks with foreign oil companies to build an oil refinery near the city of Karbala and Italy's ENI has expressed interest in the project, Iraq's deputy oil minister said on Tuesday. The project is valued at \$4bln to \$4.5bln, Deputy Oil Minister Ahmed Al-Shamma said. (Noozz)
- Two new power stations started operating on May 18, 2011 in Basra province, southern Iraq. The two stations, that have a capacity of 60MW, cost an estimated ID240bln (\$205mn). (AKnews)

**ISX - Company Announcements**

- United Bank for Investment (BUND) will hold AGM on June 15, 2011 to discuss 2010 annual financial report, cash dividend ratio, capital increase through 13.33% rights issue and 20% bonus issue. ISX will suspend trading of BUND starting June 8.
- Iraqi For Tufted Carpets & Floor(IITC) will hold the AGM on June 12, 2011 to discuss 2010 annual financial report and cash dividend ratio. ISX will suspend trading of IITC starting on June 5, 2011.
- Baghdad Soft Drinks (IBSD) will hold AGM on June 9, 2011 to discuss 2010 annual financial report, cash dividend ratio and electing new Board Members. ISX will suspend trading of IBSD shares on June 2, 2011.
- AL-Wiaam Financial Investment (VWIF) will hold AGM on June 7, 2011 to discuss 2010 annual financial report, capital increase through 29.33% rights issue and 4% bonus issue. ISX will suspend trading of VWIF starting May 31st, 2011.
- North Bank (BNOR) will hold GA Meeting on May 28, 2011 to discuss the annual financial report for the fiscal year ended December 31, 2010, capital increase through bonus issue and rights issue. ISX will suspend trading of BNOR starting May 21, 2011.

**Performance of Traded Shares**

	Code	Paid-in Capital		Closing Price	Market Cap		Wk. Closing % Change	YTD % Change	Intra Week		Wk. Turnover (ID'000)	52 Week		P/E		P/BV		Dividend (%)		Net Profit (ID mn)		BV (ID mn)		Note
		(ID mn)	(\$ mn)		(ID mn)	(\$ mn)			High	Low		High	Low	FY08	FY09	FY08	FY09	2008*	2009**	FY08	FY09	FY08	FY09	
<b>Banking Sector</b>																								
Commercial Bank of Iraq	BCOI	60,000	51.3	1.39	83,400	71.3	0.0%	0.0%	0.00	0.00	0	1.55	1.34	47.7	21.8	1.2	1.0	-	-	1,749	3,832	67,053	84,151	Suspended
Bank of Baghdad	BBOB	100,000	85.5	2.92	292,000	249.6	-1.4%	63.1%	2.97	2.88	637,320	3.15	1.30	13.6	18.5	3.1	2.7	-	-	21,417	15,802	93,342	109,170	-
Iraqi Islamic Bank	BIIB	51,192	43.8	0.97	49,656	42.4	-3.0%	7.8%	1.00	0.96	231,288	1.01	0.75	m.d.	98.2	2.0	1.0	-	-	-325	506	25,436	51,658	-
Iraqi Middle East Investment Bank	BIME	100,000	85.5	1.48	148,000	126.5	-2.0%	34.5%	1.51	1.43	961,806	1.81	0.80	10.6	12.6	2.3	2.0	-	-	13,952	11,707	63,840	75,547	-
Investment Bank of Iraq	BIBI	75,020	64.1	1.12	84,022	71.8	-0.9%	-9.7%	1.15	1.10	945,249	1.32	1.09	10.4	18.3	1.8	1.3	-	-	8,083	4,595	47,046	62,522	-
National Bank of Iraq	BNOI	50,000	42.7	0.91	45,500	38.9	0.0%	12.3%	0.00	0.00	0	1.01	0.78	14.5	77.6	1.5	0.9	-	-	3,135	586	31,081	51,767	Suspended
Credit Bank of Iraq	BROI	100,000	85.5	3.30	330,000	282.1	2.5%	34.7%	3.35	3.25	45,217	3.35	1.65	19.2	43.5	3.5	2.9	-	-	17,194	7,592	93,070	111,913	-
Dar Essalaam Investment Bank	BDSI	72,000	61.5	6.45	464,400	396.9	0.0%	5.7%	0.00	0.00	0	6.80	5.00	27.0	47.0	7.8	7.1	-	-	17,196	9,880	59,854	65,036	Suspended
Sumer Commerical Bank	BSUC	85,000	72.6	0.85	72,250	61.8	0.0%	4.9%	0.00	0.00	0	0.92	0.80	83.5	14.2	1.5	1.2	-	-	865	5,091	49,752	59,249	Suspended
Babylon Bank	BBAY	50,000	42.7	1.00	50,000	42.7	0.0%	14.9%	0.00	0.00	0	1.10	0.85	9.0	13.7	1.3	0.9	-	-	5,537	3,657	39,636	55,363	Suspended
Economy Bank for Investment	BEFI	76,000	65.0	1.25	95,000	81.2	-3.8%	-3.8%	1.30	1.24	205,829	1.67	1.20	6.6	14.9	2.2	1.1	-	-	14,295	6,387	43,519	84,589	-
Gulf Commercial Bank	BGUC	56,990	48.7	1.01	57,560	49.2	0.0%	12.2%	0.00	0.00	0	1.29	0.84	3.8	7.2	1.4	1.0	-	-	15,112	7,957	41,050	60,055	Suspended
Warka Bank for Investment	BWAI	75,000	64.1	1.26	94,500	80.8	0.0%	0.0%	0.00	0.00	0	0.00	0.00	5.7	3.4	1.2	1.0	-	-	16,691	27,999	80,140	94,950	Suspended
Mosul Bank	BMFI	50,000	42.7	1.35	67,500	57.7	0.0%	48.4%	0.00	0.00	0	1.49	0.87	10.5	8.4	1.8	1.1	-	-	6,449	8,071	37,157	60,836	Suspended
Union Bank of Iraq	BUOI	50,000	42.7	1.05	52,500	44.9	2.9%	16.7%	1.06	1.02	77,785	1.15	0.82	36.8	18.8	1.9	1.0	-	-	1,425	2,795	27,959	54,016	Suspended
North Bank	BNOR	125,000	106.8	2.80	350,000	299.1	2.9%	40.0%	2.94	2.65	1,727,442	3.32	1.87	24.4	19.6	3.0	2.8	-	9.2%	14,370	17,816	117,821	126,685	-
Kurdistan International Bank	BKUI	100,000	85.5	1.57	157,000	134.2	-4.8%	10.6%	1.60	1.54	43,510	1.95	1.22	13.9	11.9	2.4	2.0	-	-	11,313	13,233	66,601	77,934	-
Ashur Bank	BASH	66,700	57.0	0.99	66,033	56.4	-2.9%	12.5%	1.01	0.98	161,255	1.11	0.82	7.0	6.7	1.1	1.0	-	-	9,469	9,846	59,561	69,303	-
Mansour Bank	BMNS	75,000	64.1	1.75	131,250	112.2	0.0%	25.0%	0.00	0.00	0	1.88	1.17	12.2	30.1	1.7	1.6	-	-	10,718	4,356	76,255	81,006	Suspended
United Bank for Investment	BUND	150,000	128.2	2.90	435,000	371.8	6.2%	64.8%	2.91	2.72	580,029	2.95	1.50	m.d.	31.0	18.4	3.9	-	-	-711	14,025	23,646	112,678	-
Dijla and Furat Bank	BDFD	50,000	42.7	0.85	42,500	36.3	-5.6%	19.7%	0.90	0.80	24,269	1.10	0.69	23.5	8.1	0.8	0.8	-	-	1,806	5,254	50,101	55,355	Suspended
<b>Total</b>					<b>3,168,072</b>	<b>2,707.8</b>					<b>5,640,999</b>													
<b>Insurance Sector</b>																								
Al-Ameen Insurance	NAME	1,000	0.9	2.25	2,250	1.9	-1.7%	66.7%	2.76	2.25	16,079	2.76	1.06	7.6	15.7	1.5	1.4	-	-	297	143	1,519	1,645	-
Dar Essalaam Insurance	NDSA	2,200	1.9	4.90	10,780	9.2	0.0%	12.6%	0.00	0.00	0	5.25	2.40	51.2	50.8	4.1	3.7	-	10.0%	211	212	2,630	2,891	-
Ahliya Insurance	NAHF	1,508	1.3	1.60	2,413	2.1	0.0%	41.6%	1.60	1.60	800	1.83	1.05	13.1	10.9	1.4	1.2	-	-	183	221	1,786	1,998	-
Al-Hamraa Insurance	NHAM	1,500	1.3	2.20	3,300	2.8	-2.2%	46.7%	2.25	2.20	5,110	2.25	0.92	5.8	9.9	2.5	2.0	-	-	572	335	1,332	1,646	-
Gulf Insurance and Reinsurance	NGIR	1,000	0.9	1.44	1,440	1.2	0.0%	0.0%	0.00	0.00	0	2.00	1.20	90.3	40.9	1.4	1.3	-	-	16	35	1,064	1,095	Suspended
<b>Total</b>					<b>20,183</b>	<b>17.3</b>					<b>21,989</b>													
<b>Investment Sector</b>																								
Al-Kheir Financial Investment	VKHF	7,000	6.0	0.55	3,850	3.3	0.0%	41.0%	0.58	0.54	2,410	0.63	0.37	6.6	49.1	0.5	0.5	-	-	587	78	7,854	7,933	-
Al-Ameen Financial Investment	VAMF	750	0.6	0.73	548	0.5	0.0%	-18.9%	0.00	0.00	0	0.90	0.73	m.d.	12.6	1.0	0.8	-	-	-275	43	545	670	-
Al-Ayaam Financial Investment	VAYF	400	0.3	1.00	400	0.3	0.0%	0.0%	0.00	0.00	0	0.00	0.00	169.8	7.7	1.7	1.0	-	-	2	52	242	383	-
AL-Wiaam Financial Investment	VWIF	1,250	1.1	2.60	3,250	2.8	0.0%	33.3%	2.62	2.60	5,773	2.62	1.70	m.d.	9.0	2.4	2.0	-	-	-34	361	1,357	1,630	-
Mesopotamia Investment	VMES	1,000	0.9	0.90	900	0.8	0.0%	-10.0%	0.00	0.00	0	1.00	0.90	112.5	124.3	0.9	0.9	-	-	8	7	968	975	-
Al-Qum'a for Financial Investment	VQUF	1,000	0.9	1.65	1,650	1.4	0.0%	103.7%	0.00	0.00	0	1.80	0.80	m.d.	39.7	3.1	2.9	-	-	-10	42	533	564	-
Al-Khaima Financial Investment	VKHA	400	0.3	1.00	400	0.3	0.0%	0.0%	1.00	1.00	10,000	1.00	1.00	116.5	4.9	1.4	0.9	-	-	3	82	295	455	-
Al-Zawraa for Financial Investment	VZAF	1,000	0.9	0.97	970	0.8	0.0%	-11.8%	0.97	0.97	2,425	1.12	0.75	21.3	48.5	0.9	0.9	-	-	46	20	1,100	1,129	-
AL- Batek for Financial Investment	VBAT	1,000	0.9	0.92	920	0.8	0.0%	-1.1%	0.00	0.00	0	1.00	0.92	11.0	13.9	0.9	0.9	7.8%	8.0%	84	66	1,041	1,044	-
<b>Total</b>					<b>12,888</b>	<b>11.0</b>					<b>20,608</b>													

Source: Iraq Stock Exchange

**Performance of Traded Shares**

Code	Paid-in Capital		Closing Price	Market Cap		Wk. Closing % Change	YTD % Change	Intra Week		Wk. Turnover (ID'000)	52 Week		P/E		P/BV		Dividend (%)		Net Profit (ID mn)		BV (ID mn)		Note	
	(ID mn)	(\$ mn)		(ID mn)	(\$ mn)			High	Low		High	Low	FY08	FY09	FY08	FY09	2008*	2009**	FY08	FY09	FY08	FY09		
<b>Services Sector</b>																								
Kharkh Tour Amusement City	SKTA	99	0.1	18.40	1,822	1.6	0.0%	31.4%	0.00	0.00	0	20.84	7.80	m.d.	m.d.	13.1	12.3	-	-	1	8	139	148	Suspended
Mosul for Funfairs	SMOF	230	0.2	30.00	6,885	5.9	0.0%	-1.6%	30.25	30.00	23,439	41.00	19.25	33.9	20.2	17.5	9.4	50.0%	-	203	340	393	729	-
Mamoura Real estate Investment	SMRI	11,726	10.0	3.62	42,448	36.3	3.4%	56.7%	3.63	3.28	184,600	4.11	1.20	43.2	38.6	5.8	5.0	-	-	981	1,101	7,372	8,529	-
Al-Ameen Estate Investment	SAEI	6,960	5.9	3.00	20,880	17.8	-4.8%	-2.0%	3.00	3.00	150	3.75	1.55	m.d.	m.d.	3.0	3.0	-	-	-5	-37	6,994	7,001	-
AL-Nukhba General Contracting	SNUC	1,600	1.4	3.75	6,000	5.1	0.0%	7.1%	0.00	0.00	0	4.20	1.45	19.3	29.8	3.0	3.2	-	20.0%	310	201	1,977	1,858	-
Iraqi Land Transport	SILT	10,000	8.5	7.26	72,600	62.1	1.0%	-50.1%	7.26	7.03	592,215	15.90	7.00	41.9	21.9	7.2	6.1	-	-	1,734	3,317	10,088	11,908	-
Baghdad Passengers Transport	SBPT	160	0.1	27.00	2,202	1.9	0.0%	8.0%	0.00	0.00	0	27.50	13.75	160.7	6.4	7.8	3.5	-	10.0%	14	346	281	623	-
Iraqi for General Transportation	SIGT	1,500	1.3	7.21	10,815	9.2	0.0%	0.0%	0.00	0.00	0	0.00	0.00	m.d.	m.d.	m.d.	m.d.	32.0%	-	n.a.	n.a.	n.a.	n.a.	Suspended
AL-Badia General Trans	SBAG	1,350	1.2	13.75	18,563	15.9	0.4%	3.8%	14.24	13.50	104,872	15.55	9.70	13.7	18.0	8.0	5.7	50.0%	50.0%	1,356	1,033	2,326	3,260	-
Baghdad Motor cars Servicing	SBMC	1,080	0.9	1.70	1,836	1.6	-5.6%	-1.7%	1.72	1.65	10,478	2.30	1.65	m.d.	m.d.	9.5	m.d.	-	-	-38	n.a.	193	n.a.	-
<b>Total</b>					<b>184,050</b>	<b>157.3</b>					<b>915,753</b>													
<b>Industry Sector</b>																								
Nineveh Food Industries	INFI	3,600	3.1	0.91	3,276	2.8	-1.1%	-17.3%	0.91	0.88	2,366	3.54	0.88	m.d.	m.d.	1.1	1.1	-	-	n.a.	n.a.	3,010	2,897	-
Al-Mansour Pharmaceuticals Industries	IMAP	2,500	2.1	4.20	10,498	9.0	0.0%	52.2%	0.00	0.00	0	4.35	2.00	38.6	29.5	4.4	3.6	9.0%	-	272	356	2,390	2,894	Suspended
Modern Sewing	IMOS	1,800	1.5	0.74	1,332	1.1	0.0%	0.0%	0.00	0.00	0	1.18	0.72	m.d.	m.d.	1.0	1.2	-	-	-229	-160	1,293	1,152	Suspended
Iraqi For Tufted Carpets & Floor	IITC	500	0.4	4.60	2,300	2.0	-0.2%	-4.2%	4.60	4.60	585	5.85	4.00	12.2	9.1	1.4	1.3	25.0%	25.0%	188	253	1,609	1,763	-
Northern Soft Drinks and Mineral Water	INSD	31,875	27.2	0.71	22,631	19.3	1.4%	1.4%	0.71	0.68	109,682	0.91	0.52	m.d.	m.d.	0.7	0.7	-	-	95	-1,557	32,995	31,438	-
Eastern Brewery	IEAB	8,845	7.6	0.77	6,811	5.8	0.0%	0.0%	0.00	0.00	0	0.90	0.75	m.d.	m.d.	2.3	m.d.	-	-	-118	n.a.	2,923	n.a.	Suspended
Baghdad for Packing Materials	IBPM	270	0.2	17.00	4,590	3.9	0.0%	107.3%	0.00	0.00	0	17.50	7.50	m.d.	m.d.	14.6	15.6	-	-	15	-18	315	295	Suspended
Modern Chemical Industries	IMCI	60	0.1	55.00	3,300	2.8	0.0%	0.0%	55.00	55.00	275	69.00	55.00	75.2	44.0	11.5	10.9	100.0%	100.0%	44	75	287	302	-
Baghdad Soft Drinks	IBSD	125,000	106.8	1.67	208,750	178.4	-2.3%	51.8%	1.71	1.56	176,977	1.97	1.05	m.d.	36.0	1.9	1.7	-	-	-39	5,803	107,611	122,638	-
Iraqi Date Processing and Marketing	IIDP	6,337	5.4	2.00	12,674	10.8	0.0%	0.0%	0.00	0.00	0	0.00	0.00	m.d.	m.d.	1.7	m.d.	-	-	-787	n.a.	7,435	n.a.	Suspended
Al-Hilal Industries	IHLI	12,375	10.6	1.16	14,355	12.3	0.9%	0.0%	1.16	1.13	37,792	1.34	0.90	m.d.	m.d.	m.d.	153.6	-	-	-2,153	-1,034	-561	93	-
The Light Industries	ITLI	16,800	14.4	1.17	19,656	16.8	0.0%	0.9%	1.17	1.10	40,082	2.07	0.89	m.d.	m.d.	7.5	3.5	-	-	-3,167	-3,450	2,624	5,686	-
National Chemical & Plastic Industries	INCP	7,594	6.5	4.28	32,501	27.8	-0.5%	-0.5%	4.28	4.10	36,902	5.05	1.27	m.d.	m.d.	4.9	5.6	-	-	-2,248	-1,188	6,620	5,838	-
Electronic Industries	IELI	12,000	10.3	3.16	37,920	32.4	0.0%	0.0%	0.00	0.00	0	5.00	5.00	m.d.	m.d.	m.d.	m.d.	-	-	n.a.	n.a.	n.a.	n.a.	Suspended
AL- Kindi for Production of Veterinary	IKLV	2,400	2.1	2.92	7,008	6.0	0.0%	1.0%	2.96	2.88	76,025	3.71	1.74	m.d.	18.5	4.8	2.3	-	-	32	378	1,463	3,072	-
Fallujah Construction Materials	IIFCM	1,080	0.9	2.77	2,992	2.6	-0.7%	-26.1%	2.80	2.70	43,797	4.18	2.46	m.d.	48.5	7.4	3.5	-	-	-115	62	403	848	-
Iraqi Engineering Works	IIEW	1,000	0.9	3.21	3,210	2.7	-2.7%	-9.6%	3.21	3.20	603	4.00	2.00	107.7	m.d.	3.8	3.7	25.0%	-	30	2	849	870	-
Al-khazer for Construction Materials	IKHC	1,100	0.9	2.60	2,860	2.4	-3.7%	-16.1%	2.60	2.60	2,781	3.14	1.95	m.d.	36.3	2.9	2.6	-	-	-67	79	976	1,110	-
Kirkuk for Producing	IKFP	744	0.6	1.95	1,451	1.2	-1.5%	-24.7%	1.98	1.85	9,941	2.75	1.80	m.d.	m.d.	18.5	16.7	-	-	-52	7	79	87	-
Modern Paint Industries	IMPI	9,214	7.9	4.80	44,226	37.8	-4.0%	25.0%	4.99	4.80	10,240	5.60	1.50	m.d.	m.d.	4.0	4.4	-	-	-522	-1,132	11,105	9,980	-
National Metallic Industries and Bicycles	IMIB	5,000	4.3	2.31	11,550	9.9	0.4%	-14.4%	2.31	2.10	35,284	3.00	1.70	6.5	70.5	1.4	1.6	7.5%	10.0%	1,772	164	8,475	7,200	-
Ready Made Clothes	IRMC	956	0.8	3.35	3,203	2.7	-0.3%	39.0%	3.45	3.35	7,618	3.88	2.00	9.3	m.d.	3.8	6.2	40.0%	10.0%	345	-415	849	519	-
Iraqi for Carton Manufactures	IICM	3,795	3.2	1.29	4,896	4.2	-5.8%	-11.6%	1.37	1.17	83,113	2.35	1.17	m.d.	m.d.	m.d.	12.7	-	-	-962	-677	-215	385	-
Modern Construction Materials Industry	IMCM	3,747	3.2	0.90	3,373	2.9	-10.0%	-25.0%	0.90	0.90	132	1.61	0.90	m.d.	m.d.	2.4	1.8	-	-	-74	-367	1,431	1,846	-
Nationality Household Furniture Industry	IHF1	1,260	1.1	1.40	1,764	1.5	0.0%	-15.7%	1.40	1.35	6,846	1.85	1.35	m.d.	28.2	1.3	1.2	-	-	-236	63	1,385	1,465	-
<b>Total</b>					<b>467,126</b>	<b>399.3</b>					<b>681,042</b>													

Source: Iraq Stock Exchange

**Performance of Traded Shares**

Code	Paid-in Capital		Closing Price	Market Cap		Wk. Closing % Change	YTD % Change	Intra Week		Wk. Turnover (ID'000)	52 Week		P/E		P/BV		Dividend (%)		Net Profit (ID mn)		BV (ID mn)		Note	
	(ID mn)	(\$ mn)		(ID mn)	(\$ mn)			High	Low		High	Low	FY08	FY09	FY08	FY09	2008*	2009**	FY08	FY09	FY08	FY09		
<b>Hotel &amp; Tourism Sector</b>																								
Palestine Hotel	HPAL	4,470	3.8	18.30	81,801	69.9	-1.6%	-6.6%	18.45	18.11	50,454	22.00	14.00	m.d.	m.d.	21.1	28.5	-	-	-724	-1,159	3,876	2,873	-
Ishtar Hotels	HISH	1,500	1.3	35.00	52,500	44.9	-0.1%	-2.8%	35.05	35.00	77,065	37.00	18.00	m.d.	m.d.	29.6	55.9	-	-	-887	-863	1,776	940	-
Babylon Hotel	HBAY	1,350	1.2	39.00	52,650	45.0	-1.3%	-3.9%	39.20	39.00	65,216	46.58	13.00	m.d.	m.d.	m.d.	144.0	-	-	-540	-158	243	366	-
Baghdad Hotel	HBAG	1,922	1.6	18.00	34,596	29.6	-2.7%	-8.6%	18.25	18.00	22,545	21.25	3.00	m.d.	m.d.	15.2	23.9	-	-	-531	-833	2,278	1,445	-
National for Tourist Investments	HNTI	2,755	2.4	21.00	57,855	49.4	-0.5%	2.4%	21.00	20.35	9,026	25.50	10.00	139.9	111.7	18.2	15.2	-	-	414	518	3,184	3,817	-
Ashour Hotel	HASH	376	0.3	15.10	5,683	4.9	-2.6%	16.2%	15.90	14.35	128,018	16.50	9.00	m.d.	m.d.	22.2	22.2	-	-	-37	-12	256	256	-
Tourist Village of Mosul dam	HTVM	40	0.0	34.00	1,360	1.2	0.0%	-6.3%	0.00	0.00	0	37.90	3.00	m.d.	m.d.	m.d.	m.d.	150.0%	-	-62	-100	-42	-135	Suspended
Karbala Hotels	HKAR	1,620	1.4	5.26	8,521	7.3	-2.6%	-9.3%	5.40	5.25	13,435	7.13	4.75	m.d.	m.d.	9.4	5.0	-	-	22	-1	907	1,715	-
AL-Mansour Hotel	HMAN	2,923	2.5	41.25	120,574	103.1	-0.6%	7.4%	42.50	41.25	88,218	45.20	22.00	m.d.	107.2	51.4	34.6	-	-	114	1,124	2,346	3,482	-
Al-Sadeer Hotel	HSAD	708	0.6	44.00	31,152	26.6	-4.3%	-14.6%	46.00	44.00	34,724	51.50	3.00	m.d.	90.9	47.2	30.8	-	-	3	343	660	1,011	-
<b>Total</b>					<b>446,692</b>	<b>381.8</b>					<b>488,700</b>													
<b>Agriculture Sector</b>																								
AL-Therar for Agricultural Production	ATHP	2,400	2.1	0.40	960	0.8	0.0%	0.0%	0.00	0.00	0	0.00	0.00	2.7	2.3	1.0	1.7	-	-	350	423	981	558	Out of Trade
The Modern for Animal Agricultural Prod.	AMAP	540	0.5	1.40	756	0.6	-6.7%	-4.1%	1.45	1.31	3,502	2.18	0.98	18.4	27.0	0.3	0.3	-	-	41	28	2,969	2,939	-
Al-Ahlyia for Agricultural	AAHP	575	0.5	0.80	460	0.4	0.0%	-27.3%	0.00	0.00	0	1.12	0.78	m.d.	m.d.	0.8	1.0	-	-	-65	-81	565	483	-
Middle East for Production - Fish	AMEF	300	0.3	22.00	6,600	5.6	-12.0%	10.0%	23.00	21.00	4,135	25.80	2.00	126.8	75.9	15.7	12.8	20.0%	-	52	87	420	514	-
Iraqi for Seed Production	AISP	2,000	1.7	3.36	6,720	5.7	0.0%	34.4%	0.00	0.00	0	4.15	1.60	m.d.	29.2	14.0	9.2	-	-	-514	230	481	734	Suspended
Iraqi For Meat production and marketing	AIPM	3,750	3.2	6.65	24,938	21.3	-4.5%	-5.0%	6.93	6.55	17,272	9.90	6.16	m.d.	m.d.	4.5	4.6	-	-	-665	-194	5,573	5,455	-
Iraqi Agricultural Products Marketing	AIRP	360	0.3	6.30	2,268	1.9	1.6%	35.5%	6.30	6.25	2,946	6.30	3.60	24.4	22.9	3.0	2.4	-	20.0%	93	99	764	931	-
<b>Total</b>					<b>42,702</b>	<b>36.5</b>					<b>27,855</b>													
<b>Grand Total</b>					<b>4,341,711</b>	<b>3,710.9</b>					<b>7,796,947</b>													

\* Dividend distributed in 2008 from 2007 year-end profit.

\*\* Dividend distributed in 2009 from 2008 year-end profit.

Source: Iraq Stock Exchange

Note: "Suspended" companies are not trading due to General Assembly Meeting or ISX / ISC Instructions.

"Out of Trade" companies are not trading, because they haven't completed the procedures to start electronic trading yet.