

For any inquiries, contact:

Research

Aysegul Ozge Ozgur

aozgur@rabeesecurities.com

Trading

trading@rabeesecurities.com

Address: 903/14/19

Karada

Baghdad-Iraq

Tel: +964 1 7180 696

info@rabeesecurities.com

RS Bloomberg page: <RSIQ>

DISCLAIMER

This publication may not be reproduced, modified, or re-disseminated in whole or in part without the prior written permission of Rabee Securities. The information provided herein is of a general nature and for informational purposes only and is not intended to serve as an offer or solicitation with respect to the purchase or sale of any security, or as a recommendation to adopt any particular trading strategy. Such information is subject to change without prior notice. Although Rabee Securities obtains information from sources it considers reliable, Rabee Securities makes no representations or warranties, express or implied, as to the information's accuracy or completeness. Furthermore, such information may be incomplete or condensed. Rabee Securities, its affiliates, directors, employees, assigns, agents, and successors bear no liability for any errors or omissions in this publication or for any losses arising from the use of or reliance upon this information. This limitation on liability applies to direct, indirect, consequential, special, punitive, or other damages, as well as damages for loss of profits or business interruption. Investors shall bear all responsibility for investment decisions taken on the basis of the contents of this report. Rabee Securities strongly advises potential investors to seek financial guidance when determining whether an investment is appropriate to their needs. All estimates included in this report constitute Rabee Securities' opinion as of the date published on the report and are subject to change without notice.

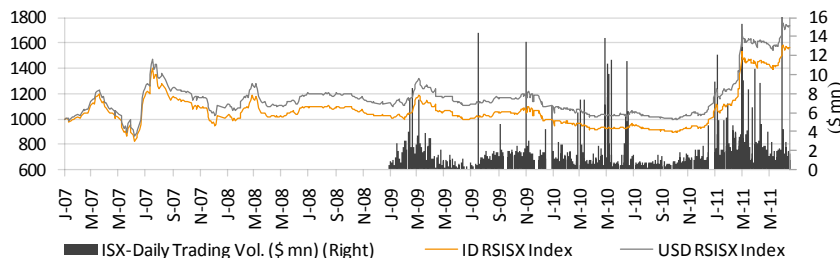
Weekly Bulletin

June 24th 2011

Weekly Value Traded

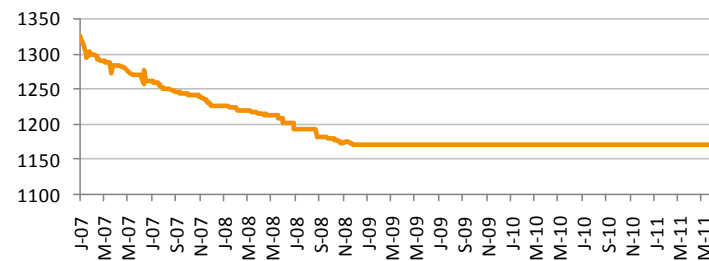
ID9,012,017,000

Rabee Securities (RS) Index - RSISX Index

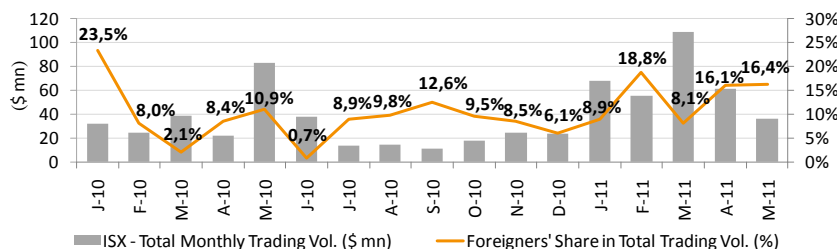


Iraqi Dinar Value

1USD=1170



ISX - Total Monthly Trading Vol. (\$ mn) & Foreigners' Share in Total T. Vol. (%)



Best Performers - Weekly

Code	Price (ID)	Price Chn/w
VQUF	1.850	15.6%
AISP	3.850	15.3%
SNUC	4.100	7.9%
AMEF	23.000	4.5%
HISH	35.500	4.4%

Worst Performers - Weekly

Code	Price (ID)	Price Chn/w
BROI	3.680	-18.2%
BKUI	2.370	-15.1%
NAHF	1.400	-11.4%
HTVM	30.600	-10.0%
NGIR	1.280	-9.9%

RSISX Index Vs. Neighbour Market S.E.

Market	Index Close	Weekly Chg.	YTD Chg.
IRAQ (RSISX)	1,560	-0.5%	57.5%
EGYPT	5,480	-1.1%	-18.2%
KUWAIT	6,264	-1.2%	-9.2%
SAUDI	6,449	-1.5%	-3.1%
MUSCAT	6,004	-0.3%	-14.1%
QATAR	8,214	-1.3%	-9.4%
DUBAI	1,537	-4.0%	-4.5%
ABUDHABI	2,717	-1.6%	1.2%
BAHRAIN	1,339	-0.5%	-5.9%
TURKEY	62,073	0.6%	-5.8%
IRAN	25,126	1.1%	33.3%

Top 5 Traded Volume - Weekly

Code	Price (ID)	Trading Vol. (ID mn)/w	Trad. Vol. (\$mn)/w
BIME	1.590	2,897	2.5
BCOI	1.310	2,257	1.9
SILT	7.010	749	0.6
BKUI	2.370	495	0.4
BBOB	3.900	471	0.4

By the end of the week, 38 companies were able to trade in this session, and 27 companies were unable to do so mainly due to their General Assembly Meeting or ISX / ISC Instructions.

The dinar remained stable for the week, trading at 1170 to the dollar. Volumes for the week reached ID9.0bln (\$7.7mn), and the numbers of shares

traded reached 4.8bln, with the banking sector experiencing the highest volume and turnover.

Foreigners executed total 348 transactions this week. They executed 323 buying transactions amounted at ID1.7bln (\$1.5mn) and 25 selling transactions amounted at ID111mn (\$95ths). Thus, net purchases of foreigners reached ID1.6bln (\$1.4mn), while their share in total trading volume was 10.1%.

News from Iraq

Politics

- Iraq's Prime Minister, Nouri al-Maliki, has criticized on Thursday the process of legislating the laws by the Parliament, saying that "they had been slow and weak," demanding putting a time ceiling for the legislation of laws. (Aswat al-Iraq)
- Iraq's Foreign Minister, Hoshiar Zibary, has said on Wednesday that Iran and Iraq would sign an important agreement soon to overcome all the suspended problems between both countries. (Aswat Al-Iraq)

Economics

- Iraq's General Budget for the year 2012 has reached ID115trillion (\$98.3bln), suffering from a deficit of ID16trillion (\$13.7bln), Finance Ministry, Rafi'e al-Issawi said on Monday. (Noozz)
- The Iraqi government signed a transportation cooperation accord with its US counterpart on Saturday with a view to rehabilitating Iraq's maritime, rail and aviation industries. (Zawya)
- **ISX - Company Announcements**
 - The Iraq Stock Exchange has announced that it has launched the dissemination of real time and delayed Iraq Stock Exchange (ISX) market data in conjunction with DirectFN, popularly known as Mubasher in the Middle East. The launch is part of the ISX plan to allow local and foreign investors to view real-time stock prices for the companies listed on the ISX. (Iraq-Business News)
 - The Iraqi government backs a bid by the international bank - HHPT - to boost confidence in the Iraqi stock market and encourage investors abroad to put their money into the country's businesses. (AKNews)
 - The Iraqi unit of Kuwaiti telecoms firm Zain is preparing to launch an initial public offering (IPO) to comply with the terms of its mobile license. The offering is expected to value a 20% stake at \$80mn. Zain's 12mn mobile subscribers in Iraq make it the market leader, but it faces stiffening competition from AsiaCell, part-owned by Qatar Telecom, and Iraqi Kurdistan-based Korek Telecom. (Noozz)
 - Modern Construction Materials Ind. (IMCM) will hold Annual General Assembly Meeting (AGM) on July 19 to discuss 2010 annual financial report and the capital increase through 50% rights issue. ISX will suspend trading of IMCM shares on July 9.
 - Al-khazer for Construction Materials (IKHC) will hold AGM on July 13, 2011 to discuss 2010 annual financial report and cash dividend ratio of 10%. ISX will suspend trading of IKHC starting July 6th, 2011.
 - Mosul for Funfairs (SMOF) will hold AGM on July 11, 2011 to discuss 2010 annual financial report and cash dividend ratio. ISX will suspend trading of SMOF starting July 4th, 2011.
 - Bank of Baghdad (BBOB) will hold AGM on July 10, 2011 to discuss 2010 annual financial report and capital increase through bonus issue. ISX will suspend trading of BBOB starting July 3rd, 2011.

Performance of Traded Shares

	Code	Paid-in Capital (ID mn) (\$ mn)		Closing Price	Market Cap (ID mn) (\$ mn)		Wk. Closing % Change	YTD % Change	Intra Week High Low	Wk. Turnover (ID'000)	52 Week High Low	P/E		P/BV		Dividend (%)		Net Profit (ID mn)		BV (ID mn)		Note
												FY08	FY09	FY08	FY09	2008*	2009**	FY08	FY09	FY08	FY09	
Banking Sector																						
Commercial Bank of Iraq	BCOI	100,000	85.5	1.31	131,000	112.0	-6.4%	-5.8%	1.41 1.31	2,257,261	1.55 1.31	74.9	34.2	2.0	1.6	-	-	1,749	3,832	67,053	84,151	-
Bank of Baghdad	BBOB	100,000	85.5	3.90	390,000	333.3	0.0%	117.9%	4.00 3.70	471,492	4.15 1.30	18.2	24.7	4.2	3.6	-	-	21,417	15,802	93,342	109,170	-
Iraqi Islamic Bank	BIIB	51,192	43.8	1.02	52,216	44.6	1.0%	13.3%	1.02 1.00	255,782	1.02 0.75	m.d.	103.2	2.1	1.0	-	-	-325	506	25,436	51,658	-
Iraqi Middle East Investment Bank	BIME	100,000	85.5	1.59	159,000	135.9	-0.6%	44.5%	1.62 1.58	2,897,250	1.81 0.80	11.4	13.6	2.5	2.1	-	-	13,952	11,707	63,840	75,547	-
Investment Bank of Iraq	BIBI	75,020	64.1	1.12	84,022	71.8	0.0%	-9.7%	0.00 0.00	0	1.32 1.09	10.4	18.3	1.8	1.3	-	-	8,083	4,595	47,046	62,522	Suspended
National Bank of Iraq	BNOI	50,000	42.7	0.91	45,500	38.9	0.0%	12.3%	0.00 0.00	0	1.01 0.78	14.5	77.6	1.5	0.9	-	-	3,135	586	31,081	51,767	Suspended
Credit Bank of Iraq	BROI	100,000	85.5	3.68	368,000	314.5	-18.2%	50.2%	4.35 3.65	179,371	4.70 1.65	21.4	48.5	4.0	3.3	-	-	17,194	7,592	93,070	111,913	-
Dar Essalaam Investment Bank	BDSI	72,000	61.5	6.45	464,400	396.9	0.0%	5.7%	0.00 0.00	0	6.80 5.00	27.0	47.0	7.8	7.1	-	-	17,196	9,880	59,854	65,036	Suspended
Sumer Commerical Bank	BSUC	85,000	72.6	0.85	72,250	61.8	0.0%	4.9%	0.00 0.00	0	0.92 0.80	83.5	14.2	1.5	1.2	-	-	865	5,091	49,752	59,249	Suspended
Babylon Bank	BBAY	50,000	42.7	1.00	50,000	42.7	0.0%	14.9%	0.00 0.00	0	1.09 0.85	9.0	13.7	1.3	0.9	-	-	5,537	3,657	39,636	55,363	Suspended
Economy Bank for Investment	BEFI	76,000	65.0	1.36	103,360	88.3	0.0%	4.6%	0.00 0.00	0	1.67 1.20	7.2	16.2	2.4	1.2	-	-	14,295	6,387	43,519	84,589	Suspended
Gulf Commercial Bank	BGUC	56,990	48.7	1.01	57,560	49.2	0.0%	12.2%	0.00 0.00	0	1.29 0.84	3.8	7.2	1.4	1.0	-	-	15,112	7,957	41,050	60,055	Suspended
Warka Bank for Investment	BWAI	75,000	64.1	1.26	94,500	80.8	0.0%	0.0%	0.00 0.00	0	1.26 1.26	5.7	3.4	1.2	1.0	-	-	16,691	27,999	80,140	94,950	Suspended
Mosul Bank	BMFI	50,000	42.7	1.35	67,500	57.7	0.0%	48.4%	0.00 0.00	0	1.49 0.87	10.5	8.4	1.8	1.1	-	-	6,449	8,071	37,157	60,836	Suspended
Union Bank of Iraq	BUOI	50,000	42.7	1.05	52,500	44.9	0.0%	16.7%	0.00 0.00	0	1.09 0.88	36.8	18.8	1.9	1.0	-	-	1,425	2,795	27,959	54,016	Suspended
North Bank	BNOR	125,000	106.8	2.80	350,000	299.1	0.0%	40.0%	0.00 0.00	0	3.32 2.46	24.4	19.6	3.0	2.8	-	9.2%	14,370	17,816	117,821	126,685	Suspended
Kurdistan International Bank	BKUI	100,000	85.5	2.37	237,000	202.6	-15.1%	66.9%	3.36 2.10	494,933	3.36 1.22	21.0	17.9	3.6	3.0	-	-	11,313	13,233	66,601	77,934	-
Ashur Bank	BASH	66,700	57.0	0.99	66,033	56.4	0.0%	12.5%	0.00 0.00	0	1.11 0.82	7.0	6.7	1.1	1.0	-	-	9,469	9,846	59,561	69,303	Suspended
Mansour Bank	BMNS	75,000	64.1	1.75	131,250	112.2	0.0%	25.0%	0.00 0.00	0	1.88 1.17	12.2	30.1	1.7	1.6	-	-	10,718	4,356	76,255	81,006	Suspended
United Bank for Investment	BUND	150,000	128.2	3.56	534,000	456.4	0.0%	102.3%	0.00 0.00	0	3.56 1.50	m.d.	38.1	22.6	4.7	-	-	-711	14,025	23,646	112,678	Suspended
Dijla and Furat Bank	BDFD	50,000	42.7	0.85	42,500	36.3	0.0%	19.7%	0.00 0.00	0	1.05 0.69	23.5	8.1	0.8	0.8	-	-	1,806	5,254	50,101	55,355	Suspended
Total					3,552,591	3,036.4				6,556,089												
Insurance Sector																						
Al-Ameen Insurance	NAME	1,000	0.9	2.95	2,950	2.5	0.0%	118.5%	0.00 0.00	0	3.06 1.06	9.9	20.6	1.9	1.8	-	-	297	143	1,519	1,645	Suspended
Dar Essalaam Insurance	NDSA	2,200	1.9	4.65	10,230	8.7	-5.1%	6.9%	4.65 4.65	1,628	5.25 2.40	48.6	48.2	3.9	3.5	-	10.0%	211	212	2,630	2,891	Suspended
Ahliya Insurance	NAHF	1,508	1.3	1.40	2,111	1.8	-11.4%	23.9%	1.60 1.38	35,237	1.83 1.05	11.5	9.6	1.2	1.1	-	-	183	221	1,786	1,998	-
Al-Hamraa Insurance	NHAM	1,500	1.3	2.20	3,300	2.8	0.0%	46.7%	0.00 0.00	0	2.25 0.92	5.8	9.9	2.5	2.0	-	-	572	335	1,332	1,646	-
Gulf Insurance and Reinsurance	NGIR	2,000	1.7	1.28	2,560	2.2	-9.9%	-11.1%	1.42 1.25	62,392	2.00 1.20	160.5	72.8	2.4	2.3	-	-	16	35	1,064	1,095	-
Total					21,151	18.1				99,256												
Investment Sector																						
Al-Kheir Financial Investment	VKHF	7,000	6.0	0.75	5,250	4.5	-2.6%	92.3%	0.75 0.71	13,890	0.79 0.37	8.9	66.9	0.7	0.7	-	-	587	78	7,854	7,933	-
Al-Ameen Financial Investment	VAMF	750	0.6	0.73	548	0.5	0.0%	-18.9%	0.00 0.00	0	0.90 0.73	m.d.	12.6	1.0	0.8	-	-	-275	43	545	670	-
Al-Ayaam Financial Investment	VAYF	400	0.3	1.00	400	0.3	0.0%	0.0%	0.00 0.00	0	1.00 0.95	169.8	7.7	1.7	1.0	-	-	2	52	242	383	-
AL-Wiaam Financial Investment	VWIF	1,250	1.1	2.81	3,513	3.0	0.0%	44.1%	0.00 0.00	0	2.85 1.70	m.d.	9.7	2.6	2.2	-	-	-34	361	1,357	1,630	Suspended
Mesopotamia Investment	VMES	1,000	0.9	0.90	900	0.8	0.0%	-10.0%	0.00 0.00	0	1.00 0.90	112.5	124.3	0.9	0.9	-	-	8	7	968	975	-
Al-Qum'a for Financial Investment	VQUF	1,000	0.9	1.85	1,850	1.6	15.6%	128.4%	1.85 1.65	1,510	1.85 0.80	m.d.	44.6	3.5	3.3	-	-	-10	42	533	564	-
Al-Khaima Financial Investment	VKHA	400	0.3	1.00	400	0.3	0.0%	0.0%	0.00 0.00	0	1.00 1.00	116.5	4.9	1.4	0.9	-	-	3	82	295	455	-
Al-Zawraa for Financial Investment	VZAF	1,000	0.9	0.92	920	0.8	0.0%	-16.4%	0.00 0.00	0	1.12 0.75	20.2	46.0	0.8	0.8	-	-	46	20	1,100	1,129	Suspended
AL- Batek for Financial Investment	VBAT	1,000	0.9	0.92	920	0.8	0.0%	-1.1%	0.00 0.00	0	0.93 0.92	11.0	13.9	0.9	0.9	7.8%	8.0%	84	66	1,041	1,044	-
Total					14,700	12.6				15,400												

Source: Iraq Stock Exchange

Performance of Traded Shares

Code	Paid-in Capital		Closing Price	Market Cap		Wk. Closing % Change	YTD % Change	Intra Week		Wk. Turnover (ID'000)	52 Week		P/E		P/BV		Dividend (%)		Net Profit (ID mn)		BV (ID mn)		Note	
	(ID mn)	(\$ mn)		(ID mn)	(\$ mn)			High	Low		High	Low	FY08	FY09	FY08	FY09	2008*	2009**	FY08	FY09	FY08	FY09		
Services Sector																								
Kharkh Tour Amusement City	SKTA	175	0.1	13.00	2,275	1.9	0.0%	-7.1%	13.00	13.00	3,711	20.84	10.00	m.d.	m.d.	16.3	15.4	-	-	1	8	139	148	-
Mosul for Funfairs	SMOF	230	0.2	28.30	6,495	5.6	-4.1%	-7.2%	29.50	28.30	7,288	41.00	19.25	32.0	19.1	16.5	8.9	50.0%	-	203	340	393	729	-
Mamoura Real Estate Investment	SMRI	11,726	10.0	4.20	49,249	42.1	-9.1%	81.8%	4.65	4.00	106,701	4.97	1.20	50.2	44.7	6.7	5.8	-	-	981	1,101	7,372	8,529	-
Al-Ameen Estate Investment	SAEI	6,960	5.9	3.10	21,576	18.4	0.0%	1.3%	0.00	0.00	0	3.75	1.75	m.d.	m.d.	3.1	3.1	-	-	-5	-37	6,994	7,001	-
AL-Nukhba General Contracting	SNUC	1,600	1.4	4.10	6,560	5.6	7.9%	17.1%	4.20	3.85	42,453	4.20	1.45	21.1	32.6	3.3	3.5	-	20.0%	310	201	1,977	1,858	-
Iraqi Land Transport	SILT	10,000	8.5	7.01	70,100	59.9	-2.9%	-51.8%	7.25	7.00	749,463	15.90	7.00	40.4	21.1	6.9	5.9	-	-	1,734	3,317	10,088	11,908	-
Baghdad Passengers Transport	SBPT	160	0.1	30.00	4,800	4.1	0.0%	20.0%	30.00	30.00	750	30.00	13.75	m.d.	13.9	17.1	7.7	-	10.0%	14	346	281	623	-
Iraqi for General Transportation	SIGT	1,500	1.3	7.21	10,815	9.2	0.0%	0.0%	0.00	0.00	0	7.21	7.21	m.d.	m.d.	m.d.	m.d.	32.0%	-	n.a.	n.a.	n.a.	n.a.	Suspended
AL-Badia General Trans	SBAG	1,350	1.2	13.50	18,225	15.6	-2.9%	1.9%	13.90	13.50	10,152	15.55	9.70	13.4	17.6	7.8	5.6	50.0%	50.0%	1,356	1,033	2,326	3,260	-
Baghdad Motor cars Servicing	SBMC	1,080	0.9	1.85	1,998	1.7	1.1%	6.9%	1.90	1.83	1,653	2.30	1.65	m.d.	m.d.	10.4	m.d.	-	-	-38	n.a.	193	n.a.	-
Total					192,093	164.2					922,171													
Industry Sector																								
Nineveh Food Industries	INFI	3,600	3.1	0.95	3,420	2.9	0.0%	-13.6%	0.00	0.00	0	3.54	0.88	m.d.	m.d.	1.1	1.2	-	-	n.a.	n.a.	3,010	2,897	-
Al-Mansour Pharmaceuticals Industries	IMAP	2,500	2.1	4.20	10,498	9.0	0.0%	52.2%	0.00	0.00	0	4.35	2.00	38.6	29.5	4.4	3.6	9.0%	-	272	356	2,390	2,894	Suspended
Modern Sewing	IMOS	1,800	1.5	0.74	1,332	1.1	0.0%	0.0%	0.00	0.00	0	0.90	0.72	m.d.	m.d.	1.0	1.2	-	-	-229	-160	1,293	1,152	Suspended
Iraqi For Tufted Carpets & Floor	IITC	500	0.4	4.65	2,325	2.0	0.0%	-3.1%	0.00	0.00	0	5.85	4.25	12.3	9.2	1.4	1.3	25.0%	25.0%	188	253	1,609	1,763	-
Northern Soft Drinks and Mineral Water	INSD	31,875	27.2	0.69	21,994	18.8	-1.4%	-1.4%	0.70	0.68	122,204	0.91	0.52	m.d.	m.d.	0.7	0.7	-	-	95	-1,557	32,995	31,438	-
Eastern Brewery	IEAB	8,845	7.6	0.77	6,811	5.8	0.0%	0.0%	0.00	0.00	0	0.90	0.77	m.d.	m.d.	2.3	m.d.	-	-	-118	n.a.	2,923	n.a.	Suspended
Baghdad for Packing Materials	IBPM	270	0.2	17.00	4,590	3.9	0.0%	107.3%	0.00	0.00	0	17.50	7.50	m.d.	m.d.	14.6	15.6	-	-	15	-18	315	295	Suspended
Modern Chemical Industries	IMCI	60	0.1	55.00	3,300	2.8	0.0%	0.0%	55.00	55.00	4,432	55.00	55.00	75.2	44.0	11.5	10.9	100.0%	100.0%	44	75	287	302	-
Baghdad Soft Drinks	IBSD	125,000	106.8	1.65	206,250	176.3	0.0%	50.0%	0.00	0.00	0	1.97	1.17	m.d.	35.5	1.9	1.7	-	-	-39	5,803	107,611	122,638	Suspended
Iraqi Date Processing and Marketing	IIDP	6,337	5.4	2.00	12,674	10.8	0.0%	0.0%	0.00	0.00	0	2.00	2.00	m.d.	m.d.	1.7	m.d.	-	-	-787	n.a.	7,435	n.a.	Suspended
Al-Hilal Industries	IHLI	12,375	10.6	1.17	14,479	12.4	-2.5%	0.9%	1.18	1.16	55,966	1.34	0.90	m.d.	m.d.	m.d.	154.9	-	-	-2,153	-1,034	-561	93	-
The Light Industries	ITLI	16,800	14.4	1.17	19,656	16.8	-1.7%	0.9%	1.19	1.17	4,938	1.34	0.89	m.d.	m.d.	7.5	3.5	-	-	-3,167	-3,450	2,624	5,686	-
National Chemical & Plastic Industries	INCP	7,594	6.5	4.70	35,691	30.5	-3.1%	9.3%	4.70	4.55	42,252	5.05	1.27	m.d.	m.d.	5.4	6.1	-	-	-2,248	-1,188	6,620	5,838	-
Electronic Industries	IELI	12,000	10.3	3.16	37,920	32.4	0.0%	0.0%	0.00	0.00	0	5.00	3.16	m.d.	m.d.	m.d.	m.d.	-	-	n.a.	n.a.	n.a.	n.a.	Suspended
AL-Kindi for Production of Veterinary	IKLV	2,400	2.1	3.25	7,800	6.7	0.0%	12.5%	3.36	3.17	66,475	3.45	1.74	m.d.	20.6	5.3	2.5	-	-	32	378	1,463	3,072	-
Fallujah Construction Materials	IFCM	1,080	0.9	2.95	3,186	2.7	-1.7%	-21.3%	3.00	2.94	47,304	4.18	2.46	m.d.	51.7	7.9	3.8	-	-	-115	62	403	848	-
Iraqi Engineering Works	IIEW	1,000	0.9	3.15	3,150	2.7	1.6%	-11.3%	3.15	3.10	7,333	4.00	2.00	105.6	m.d.	3.7	3.6	25.0%	-	30	2	849	870	-
Al-khazer for Construction Materials	IKHC	1,100	0.9	2.70	2,970	2.5	-1.8%	-12.9%	2.88	2.70	5,452	3.14	1.95	m.d.	37.7	3.0	2.7	-	-	-67	79	976	1,110	-
Kirkuk for Producing	IKFP	744	0.6	2.00	1,488	1.3	-1.5%	-22.8%	2.08	2.00	54,460	2.75	1.80	m.d.	m.d.	18.9	17.2	-	-	-52	7	79	87	-
Modern Paint Industries	IMPI	9,214	7.9	4.56	42,015	35.9	-6.7%	18.8%	4.89	4.50	65,439	5.60	1.50	m.d.	m.d.	3.8	4.2	-	-	-522	-1,132	11,105	9,980	-
National Metallic Industries and Bicycles	IMIB	5,000	4.3	2.50	12,500	10.7	-0.8%	-7.4%	2.64	2.48	59,397	3.00	1.70	7.1	76.3	1.5	1.7	7.5%	10.0%	1,772	164	8,475	7,200	-
Ready Made Clothes	IRMC	956	0.8	3.60	3,442	2.9	0.0%	49.4%	3.86	3.51	31,827	3.88	2.00	10.0	m.d.	4.1	6.6	40.0%	10.0%	345	-415	849	519	-
Iraqi for Carton Manufactures	IICM	3,795	3.2	1.34	5,085	4.3	-4.3%	-8.2%	1.39	1.34	79,689	2.35	1.17	m.d.	m.d.	m.d.	13.2	-	-	-962	-677	-215	385	-
Modern Construction Materials Industry	IMCM	3,747	3.2	1.00	3,747	3.2	0.0%	-16.7%	1.01	1.00	7,419	1.61	0.90	m.d.	m.d.	2.6	2.0	-	-	-74	-367	1,431	1,846	-
Nationality Household Furniture Industry	IHF1	1,260	1.1	1.40	1,764	1.5	0.0%	-15.7%	1.40	1.35	617	1.85	1.35	m.d.	28.2	1.3	1.2	-	-	-236	63	1,385	1,465	-
Total					468,086	400.1					655,204													

Source: Iraq Stock Exchange

Performance of Traded Shares

Code	Paid-in Capital		Closing Price	Market Cap		Wk. Closing % Change	YTD % Change	Intra Week		Wk. Turnover (ID'000)	52 Week		P/E		P/BV		Dividend (%)		Net Profit (ID mn)		BV (ID mn)		Note
	(ID mn)	(\$ mn)		(ID mn)	(\$ mn)			High	Low		High	Low	FY08	FY09	FY08	FY09	2008*	2009**	FY08	FY09	FY08	FY09	
Hotel & Tourism Sector																							
HPAL	4,470	3.8	18.95	84,707	72.4	-1.0%	-3.3%	19.20	18.95	190,283	22.00	14.00	m.d.	m.d.	21.9	29.5	-	-	-724	-1,159	3,876	2,873	-
HISH	1,500	1.3	35.50	53,250	45.5	4.4%	-1.4%	35.50	35.25	12,730	37.00	18.00	m.d.	m.d.	30.0	56.7	-	-	-887	-863	1,776	940	-
HBAY	1,350	1.2	40.00	54,000	46.2	1.9%	-1.5%	39.00	39.00	51,405	46.58	13.00	m.d.	m.d.	m.d.	147.7	-	-	-540	-158	243	366	-
HBAG	1,922	1.6	18.00	0	0.0	-4.5%	-8.6%	40.00	18.00	18,198	21.25	3.00	m.d.	m.d.	m.d.	m.d.	-	-	-531	-833	2,278	1,445	-
HNTI	2,755	2.4	24.16	66,561	56.9	0.7%	17.9%	24.90	23.90	239,117	25.50	10.00	160.9	128.5	20.9	17.4	-	-	414	518	3,184	3,817	-
HASH	376	0.3	14.00	5,269	4.5	-3.4%	7.7%	14.25	14.00	24,767	16.50	9.00	m.d.	m.d.	20.6	20.6	-	-	-37	-12	256	256	-
HTVM	40	0.0	30.60	1,224	1.0	-10.0%	-15.7%	30.60	30.60	1,224	37.90	3.00	m.d.	m.d.	m.d.	m.d.	150.0%	-	-62	-100	-42	-135	-
HKAR	1,620	1.4	5.50	8,910	7.6	0.0%	-5.2%	5.50	5.41	12,676	7.13	4.75	m.d.	m.d.	9.8	5.2	-	-	22	-1	907	1,715	-
HMAN	2,923	2.5	42.50	124,228	106.2	2.1%	10.7%	42.50	41.90	51,297	45.20	22.00	m.d.	110.5	52.9	35.7	-	-	114	1,124	2,346	3,482	-
HSAD	708	0.6	45.00	31,860	27.2	-2.2%	-12.6%	45.00	45.00	55,025	51.50	3.00	m.d.	92.9	48.3	31.5	-	-	3	343	660	1,011	-
Total				430,008	367.5					656,720													
Agriculture Sector																							
ATHP	2,400	2.1	0.40	960	0.8	0.0%	0.0%	0.00	0.00	0	0.40	0.40	2.7	2.3	1.0	1.7	-	-	350	423	981	558	Out of Trade
AMAP	540	0.5	1.50	810	0.7	-3.8%	2.7%	1.53	1.50	1,500	2.18	1.00	19.7	28.9	0.3	0.3	-	-	41	28	2,969	2,939	-
AAHP	575	0.5	0.83	477	0.4	-3.5%	-24.5%	0.87	0.83	502	1.12	0.80	m.d.	m.d.	0.8	1.0	-	-	-65	-81	565	483	-
AMEF	300	0.3	23.00	6,900	5.9	4.5%	15.0%	23.00	22.00	18,058	25.80	2.00	132.5	79.3	16.4	13.4	20.0%	-	52	87	420	514	-
AISP	3,140	2.7	3.85	12,089	10.3	15.3%	54.0%	4.00	3.30	62,427	4.26	1.60	m.d.	52.5	25.1	16.5	-	-	-514	230	481	734	-
AIPM	3,750	3.2	7.40	27,750	23.7	-1.3%	5.7%	7.50	7.40	21,536	8.50	6.16	m.d.	m.d.	5.0	5.1	-	-	-665	-194	5,573	5,455	-
AIRP	360	0.3	7.10	2,556	2.2	-2.7%	52.7%	7.20	6.85	3,154	7.30	3.60	27.5	25.8	3.3	2.7	-	20.0%	93	99	764	931	-
Total				51,542	44.1					107,177													
Grand Total				4,730,172	4,042.9					9,012,017													

* Dividend distributed in 2008 from 2007 year-end profit.

** Dividend distributed in 2009 from 2008 year-end profit.

Source: Iraq Stock Exchange

Note: "Suspended" companies are not trading due to General Assembly Meeting or ISX / ISC Instructions.

"Out of Trade" companies are not trading, because they haven't completed the procedures to start electronic trading yet.