

For any inquiries, contact:

Research

Aysegul Ozge Ozgur - SVP, Head of Research (aozgur@rs.iq)
Tugba Tan, Analyst (ttan@rs.iq)
research@rs.iq

Trading

traders@rs.iq
Address: 903/14/19

Karada
Baghdad-Iraq

Tel: +964 (0) 727 002 0407

info@rs.iq

RS Website: RS.IQ

RS Bloomberg page: <RSIQ>

Closing prices for the shares traded on the ISX are now available on Bloomberg.

DISCLAIMER

This publication may not be reproduced, modified, or re-disseminated in whole or in part without the prior written permission of Rabee Securities. The information provided herein is of a general nature and for informational purposes only and is not intended to serve as an offer or solicitation with respect to the purchase or sale of any security, or as a recommendation to adopt any particular trading strategy. Such information is subject to change without prior notice. Although Rabee Securities obtains information from sources it considers reliable, Rabee Securities makes no representations or warranties, express or implied, as to the information's accuracy or completeness. Furthermore, such information may be incomplete or condensed. Rabee Securities, its affiliates, directors, employees, assigns, agents, and successors bear no liability for any errors or omissions in this publication or for any losses arising from the use of or reliance upon this information. This limitation on liability applies to direct, indirect, consequential, special, punitive, or other damages, as well as damages for loss of profits or business interruption. Investors shall bear all responsibility for investment decisions taken on the basis of the contents of this report. Rabee Securities strongly advises potential investors to seek financial guidance when determining whether an investment is appropriate to their needs. All estimates included in this report constitute Rabee Securities' opinion as of the date published on the report and are subject to change without notice.

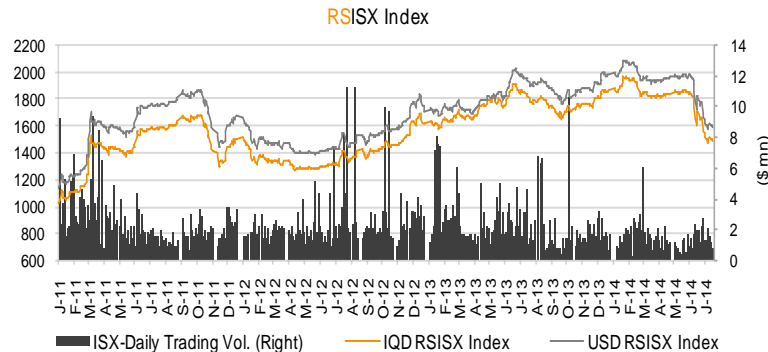
Daily Bulletin / Sunday

Iraqi Dinar Value

(CBI Auction Price: 1166 / Market Exchange Rate: 1212)

Daily Value Traded

IQD737,397,000



The RSISX Performance

	Close	Change	YTD Change
IQD RSISX	1488	-0.5%	-20.3%
USD RSISX	1593	-0.3%	-19.8%

News from Iraq

Politics

- President Jalal Talabani returned to Iraq on Saturday for the first time since he suffered a stroke a year and a half ago and was flown abroad for medical treatment, state television said. During Talabani's absence, Sunni insurgents have overrun a large area of Iraq and negotiations are currently underway to form a new power-sharing government that would replace him as president. (Zawya)
- The head of the Iraqi National Alliance, Ibraheem al-Jaafari and the Prime Minister, Nouri al-Maliki discuss the current political talks among the political sides to choose a candidate for the President post within the constitutional timelines. A statement by Jaafari's office cited "Jaafari received Maliki at his office in Baghdad on Sunday." (Iraqi News)

Economics

- Maysan Oil Company has announced the increasing of production Halfaya field of natural gas, which is used as fuel the power plants in central and southern governorates. The general director of Maysan Oil Company Ali Bahadli said, "The Halfaya field has been rising quantities of natural gas to produce 80mn standard cubic feet per day, and from that 21mn are exported to the station Kahla as operating fuel." (Iraq Directory)

ISX - Company Announcements

North Bank (BNOR) 2Q14 (unaudited) financial results:

B/S - 2Q14: Assets: IQD1,465bn, -10% q/q (-9% ytd), Monetary Credit: IQD485bn, -6% q/q (-1% ytd), Cash: IQD776bn, -9% q/q (-15% ytd), Deposits: IQD1,078bn, -12% q/q (-13% ytd), BV: IQD329bn, -1% q/q (+1% ytd).

P&L - 2Q14: Estimated NBI: IQD9.6bn, -30% q/q (-36% y/y), Operating Profit: IQD5.5bn, -40% q/q (-48% y/y), Profit Before Tax: IQD4.5bn, -49% q/q (-56% y/y).

P&L - 6M14: Estimated NBI: IQD23.2bn, -34% y/y, Operating Profit: IQD14.8bn, -46% y/y, Profit Before Tax: IQD13.4bn, -48% y/y.

- Iraqi Middle East Bank (BIME) held its AGM* yesterday (July 19, 2014) In its AGM, BIME approved distributing 10% cash dividend (IQD0.1 per share) Also, they covered last year's debit of about IQD17bn.
- Original shares of Iraqi Islamic Bank (BIIB) will resume trading on July 22, 2014 after they discussed and approved 2013 financial results and distributing 9% (IQD0.09 per share) cash dividend. The opening price will be IQD0.98 per share with +/- 10% limit for the first session.
- Original shares of Kharkh Tour A. City (SKTA) will resume trading on July 22, after they discussed and approved 2013 financial results and increasing its capital from IQD368mn to IQD500mn through 35.9% bonus issue. The opening price will be IQD5.43 per share with +/- 50% limit for the first session.
- Original shares of Mamoura Real Estate (SMRI) will resume trading on July 21, 2014 after they discussed and approved 2013 financial results and increasing its capital from IQD15.010bn to IQD16.511bn through 10% rights issue. The opening price will be IQD4.44 per share with +/- 50% limit for the first session.

**(Please note that the ex-date for capital increases and dividend distributions is referred to as "Trading-Suspension day" which is normally one week before the General Assembly Meetings.)*

Best and Worst Performers

Best Performers	Code	Closing Price(IQD)	% Chg.	Trading Vol. (\$'000)/d
Al-Sadeer Hotel	HSAD	31.500	5.0%	0.6
Mansour Hotel	HMAN	27.500	3.8%	7.7
Iraqi for Seed Production	AISP	6.990	3.6%	34.1
Al -Hilal Industries	IHLI	0.690	3.0%	4.0
Electronic Industries	IELI	1.650	2.5%	0.1

Worst Performers	Code	Closing Price(IQD)	% Chg.	Trading Vol. (\$'000)/d
National for Tourist Investment	HNTI	15.000	-3.2%	2.5
Union Bank of Iraq	BUOI	0.970	-3.0%	14.1
Baghdad Soft Drinks	IBSD	2.390	-2.4%	17.3
Karbala Hotels	HKAR	1.670	-2.3%	6.5
Babylon Bank	BBAY	0.430	-2.3%	0.8

Top 5 Traded Volume	Code	Trading Vol. (IQDmn)/d	Trading Vol. (\$'000)/d	Share in total T. Volume
Sumer Commercial Bank	BSUC	256.2	211.4	34.7%
Investment Bank of Iraq	BIBI	92.1	75.9	12.5%
Credit Bank of Iraq	BROI	52.3	43.2	7.1%
Palestine Hotel	HPAL	43.7	36.0	5.9%
Iraqi for Seed Production	AISP	41.3	34.1	5.6%

Distribution of Trading Volumes by Sectors

Sector	Trading Vol. (IQD mn)/d	Trading Vol. ('000 \$)/d	Share in Total Trading Volume (%)
Telecom Sector	-	-	-
Banking Sector	558.3	460.7	75.7%
Industry Sector	56.9	47.0	7.7%
Hotels & Tourism Sec.	64.9	53.6	8.8%
Services Sector	15.9	13.1	2.2%
Agriculture Sector	41.3	34.1	5.6%
Insurance Sector	-	-	-
Investment Sector	-	-	-
Total	737.4	608.4	100.0%

Daily Transactions in Brief

The RSISX index ended the day at **IQD1,488 (-0.5%) / \$1,593 (-0.3%)**, (-20.3% YTD and -19.8% YTD, respectively).

The number of traded shares was **0.7bn** and the trading volume was **IQD0.7bn (\$0.6mn)**.

8 out of **31** traded listed stocks' price increased while the prices of **15** stocks decreased, and the price of remaining **8** stocks haven't changed.

Note: ISX will be closed starting from July 27, 2014 to July 31, 2014 due to the national holiday of Eid Al-Fitr. The next session will be held on Sunday, August 3, 2014.

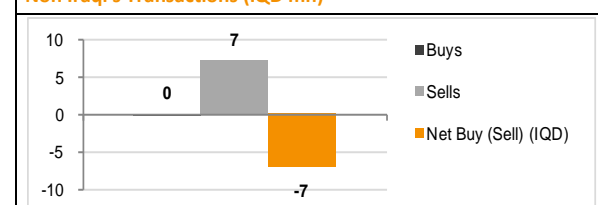
Non Iraqis executed 10 transactions in this session:

Buy - 2 transactions in 1 company operating in industry sector.

Sells - 8 transactions in 3 companies operating in banking and industry sectors.

Net sales realized at **IQD7mn (\$6K)**, while their share in total trading volume was **0.5%**.

Non Iraqi's Transactions (IQD mn)



Note: Follow Rabee Securities (RS) on Twitter, join Facebook and LinkedIn groups.



Performance of Traded Shares

Company Names	ISX Code	Opening Price (IQD/share)	Price at Session Close (IQD/share)	Previous Closing Price (IQD/share)	Change in Closing Price	Highest Price (IQD/share)	Lowest Price (IQD/share)	No. of Trades (#/d)	No. of Traded Shares (mn)/d	Trading Vol. (IQDmn) /d	Avg. daily trading vol. ('000 \$)*	Mcap (\$mn)	Last Fin.**	P/E (Last)	P/BV (Last)
Telecom Sector															
Asiacell Communications PJSC	TASC	-	no trade	14.25	-	-	-	-	-	-	13.2	3,174.6	3M14	9.4	1.9
Telecom Sector Total												3,174.6			
Banking Sector															
Ashur International Bank	BASH	-	no trade	0.86	-	-	-	-	-	-	3.4	165.0	6M14	8.4	0.7
Babylon Bank***	BBAY	0.43	0.43	0.44	-2.3%	0.43	0.43	3	2	1	8.7	88.7	3M14	26.6	0.7
Bank of Baghdad	BBOB	-	Suspend/GA	1.45	-	-	-	-	-	-	194.6	299.1	6M14	14.4	1.2
Commercial Bank of Iraq	BCOI	0.65	0.65	0.66	-1.5%	0.66	0.65	14	26	17	29.3	134.1	3M14	17.6	0.8
Dijlah & Furat Bank	BDFD	-	Suspend/GA	0.65	-	-	-	-	-	-	0.8	83.7	3M14	25.0	0.8
Dar Es Salaam Inv. Bank	BDSI	0.92	0.92	0.93	-1.1%	0.92	0.92	19	24	22	17.7	113.9	3M14	10.5	0.8
Economy Bank***	BEFI	-	Suspend/ISC	0.72	-	-	-	-	-	-	0.3	148.5	3M14	19.9	0.8
Elaf Islamic Bank***	BELF	-	no trade	0.65	-	-	-	-	-	-	0.3	134.1	6M14	16.3	0.9
Gulf Commercial Bank***	BGUC	0.85	0.84	0.85	-1.2%	0.85	0.84	20	35	29	163.0	207.9	6M14	5.6	0.8
Investment Bank of Iraq	BIBI	0.94	0.95	0.94	1.1%	0.96	0.94	36	97	92	42.4	196.0	6M14	6.5	0.7
Iraqi Islamic Bank	BIIB	-	Suspend/GA	1.07	-	-	-	-	-	-	19.6	220.7	3M14	10.4	0.9
Iraqi Middle East Bank	BIME	-	Suspend/GA	0.98	-	-	-	-	-	-	233.5	202.1	3M14	12.4	1.2
Kurdistan Int. Bank***	BKUI	1.80	1.80	1.80	0.0%	1.80	1.80	5	19	34	28.6	594.1	6M14	15.4	1.6
Mosul Bank***	BMFI	-	Suspend/ISC	0.73	-	-	-	-	-	-	46.4	152.1	3M14	5.8	0.7
Al-Mansour Bank	BMNS	1.14	1.14	1.15	-0.9%	1.14	1.14	8	23	26	21.8	235.1	3M14	12.9	1.1
National Bank of Iraq	BNOI	0.84	0.79	0.80	-1.3%	0.84	0.79	2	5	4	3.1	163.0	6M14	17.5	0.7
North Bank	BNOR	-	Suspend/GA	1.54	-	-	-	-	-	-	70.2	336.7	3M14	12.3	1.2
Credit Bank of Iraq	BROI	1.07	1.07	1.07	0.0%	1.07	1.06	10	49	52	67.4	220.7	6M14	21.9	0.9
Sumer Commercial Bank	BSUC	0.84	0.84	0.84	0.0%	0.84	0.84	4	305	256	47.6	173.3	3M14	65.0	0.8
United Bank	BUND	0.71	0.69	0.70	-1.4%	0.71	0.69	9	12	8	18.6	170.8	6M14	6.3	0.6
Union Bank***	BUOI	0.91	0.97	1.00	-3.0%	0.97	0.91	15	18	17	42.0	201.7	3M14	5.9	1.1
Banking Sector Total								145	613	558		4,241.1			

Performance of Traded Shares

Company Names	ISX Code	Opening Price (IQD/share)	Price at Session Close (IQD/share)	Previous Closing Price (IQD/share)	Change in Closing Price	Highest Price (IQD/share)	Lowest Price (IQD/share)	No. of Trades (#/d)	No. of Traded Shares (mn)/d	Trading Vol. (IQDmn) /d	Avg. daily trading vol. ('000 \$)*	Mcap (\$mn)	Last Fin.**	P/E (Last)	P/BV (Last)
Industry Sector															
Baghdad for Packing Materials	IBPM	-	no trade	1.70	-	-	-	-	-	-	0.6	1.5	3M14	11.8	1.6
Baghdad Soft Drinks	IBSD	2.40	2.39	2.45	-2.4%	2.41	2.37	26	9	21	81.6	262.3	3M14	31.2	1.8
Electronic Industries	IELI	1.65	1.65	1.61	2.5%	1.65	1.65	1	0	0	5.4	24.5	3M14	-	1.2
Fallujah for Construction Mat.***	IFCM	-	no trade	1.85	-	-	-	-	-	-	0.6	4.8	9M13	107.0	2.0
Nationality Househ. Furniture	IHFI	-	no trade	0.90	-	-	-	-	-	-	0.0	0.9	3M14	-	0.6
Al-Hilal Industries	IHLI	0.67	0.69	0.67	3.0%	0.69	0.67	2	7	5	5.4	7.0	6M13	-	-
Iraqi for Carton Manufact. & Trading	IICM	-	no trade	0.45	-	-	-	-	-	-	0.3	1.4	3M14	-	-
Iraqi Date Processing&Mark.	IIDP	-	Suspend/ISC	1.24	-	-	-	-	-	-	10.2	17.6	3M12	8.3	1.1
Iraqi Engineering Works	IIEW	-	no trade	1.00	-	-	-	-	-	-	0.4	1.2	3M14	-	0.8
Iraqi For Tufted Carpets	IITC	-	no trade	4.25	-	-	-	-	-	-	0.2	1.7	3M14	13.9	1.0
Al-Khazer for Construction M.	IKHC	-	no trade	2.20	-	-	-	-	-	-	0.0	2.0	9M13	20.6	1.9
AL- Kindi of Veterinary Vac.	IKLV	1.20	1.20	1.20	0.0%	1.20	1.20	1	1	1	4.3	5.3	3M14	-	1.0
Al-Mansour Pharma. Ind.	IMAP	0.64	0.65	0.64	1.6%	0.65	0.64	3	1	1	3.8	3.5	3M14	10.3	0.6
Modern Chemical Industries(NR) ***	IMCI	-	no trade	39.80	-	-	-	-	-	-	0.0	4.4	3M14	11.9	1.0
Modern Construction Mat.	IMCM	-	no trade	0.62	-	-	-	-	-	-	0.0	2.7	9M13	-	0.7
Metallic Ind. and Bicycles	IMIB	0.85	0.85	0.85	0.0%	0.85	0.85	4	1	1	0.3	5.3	3M14	3.1	2.6
Modern Sewing	IMOS	-	no trade	3.25	-	-	-	-	-	-	1.0	2.4	FY13	25.2	3.2
Modern Paint Industries	IMPI	1.15	1.17	1.15	1.7%	1.19	1.15	10	20	23	4.5	8.9	9M13	-	1.2
National Chemical Industries	INCP	0.74	0.75	0.75	0.0%	0.75	0.74	16	7	5	6.1	9.4	9M13	-	1.4
North Soft Drinks	INSD	-	Suspend/ISC	0.35	-	-	-	-	-	-	-	12.0	3M13	-	0.4
Ready Made Clothes	IRMC	-	no trade	4.25	-	-	-	-	-	-	0.3	5.6	3M14	18.5	4.1
The Light Industries	ITLI	0.60	0.60	0.60	0.0%	0.60	0.60	1	0	0	4.3	8.3	9M13	-	5.8
Industry Sector Total								64	46	57		392.8			
Hotels & Tourism Sector															
Ashour Hotel	HASH	-	no trade	6.36	-	-	-	-	-	-	0.4	2.0	3M13	47.9	9.6
Baghdad Hotel	HBAG	11.00	11.00	11.00	0.0%	11.00	11.00	1	0	0	5.3	34.9	9M13	32.1	14.4
Babylon Hotel	HBAY	-	no trade	75.00	-	-	-	-	-	-	28.9	83.5	3M14	-	-
Ishtar Hotels***	HISH	-	no trade	38.00	-	-	-	-	-	-	3.7	70.5	6M13	47.9	26.5
Karbala Hotels	HKAR	1.71	1.67	1.71	-2.3%	1.72	1.67	15	5	8	7.6	6.9	9M13	-	1.5
Mansour Hotel	HMAN	27.50	27.50	26.50	3.8%	27.50	27.50	8	0	9	5.7	66.3	6M13	-	39.1
National for Tourist Invest.	HNTI	15.00	15.00	15.50	-3.2%	15.00	15.00	1	0	3	14.9	67.3	6M13	49.7	11.5
Palestine Hotel	HPAL	16.45	16.45	16.50	-0.3%	16.58	16.45	23	3	44	43.5	60.7	3M14	13.6	13.4
Al-Sadeer Hotel	HSAD	30.00	31.50	30.00	5.0%	31.50	30.00	2	0	1	7.0	32.2	3M14	138.2	37.0
Mosul Dam Tourist Village	HTVM	-	no trade	6.00	-	-	-	-	-	-	1.3	1.2	FY13	-	-
Hotel&Tourism Sector Total								50	8	65		425.5			
Services Sector															
Al-Ameen Estate Inv.(NR)	SAEI	-	no trade	0.75	-	-	-	-	-	-	2.0	4.3	3M14	-	0.8
AL-Badia for General Trans	SBAG	1.47	1.44	1.47	-2.0%	1.47	1.44	5	1	1	5.3	2.6	3M14	72.8	0.8
Baghdad Motor Cars Servicing	SBMC	-	Suspend/ISC	1.69	-	-	-	-	-	-	-	1.5	9M12	4.9	1.0
Baghdad Passengers Transport	SBPT	35.00	35.00	35.50	-1.4%	35.00	35.00	1	0	1	1.5	14.4	3M14	85.7	12.4

Source: Iraq Stock Exchange

Performance of Traded Shares

Company Names	ISX Code	Opening Price (IQD/share)	Price at Session Close (IQD/share)	Previous Closing Price (IQD/share)	Change in Closing Price	Highest Price (IQD/share)	Lowest Price (IQD/share)	No. of Trades (#/d)	No. of Traded Shares (mn)/d	Trading Vol. (IQDmn) /d	Avg. daily trading vol. ('000 \$)*	Mcap (\$mn)	Last Fin.**	P/E (Last)	P/BV (Last)
Services Sector (Cont.)															
Iraqi for General Transp.	SIGT	-	Suspend/ISC	7.21	-	-	-	-	-	-	-	8.9	6M13	-	2.1
Iraqi Land Transport	SILT	1.77	1.76	1.79	-1.7%	1.77	1.76	18	8	14	18.4	20.3	9M13	-	1.2
Kharkh Tour Amuzement City	SKTA	-	Suspend/GA	7.38	-	-	-	-	-	-	1.4	2.2	3M14	16.0	4.0
Al-Mosul for Funfairs	SMOF	-	no trade	18.00	-	-	-	-	-	-	1.2	5.9	9M13	7.5	2.8
Mamoura Realestate Inv.	SMRI	-	Suspend/GA	4.78	-	-	-	-	-	-	63.5	59.2	3M14	-	4.5
AL-Nukhba for Construction	SNUC	-	no trade	0.84	-	-	-	-	-	-	0.7	1.4	3M14	53.9	0.8
Services Sector Total								24	9	16		120.9			
Agriculture Sector															
Al-Ahlyia for Agricultural Prod.	AAHP	-	no trade	1.15	-	-	-	-	-	-	0.0	0.5	9M13	18.8	3.0
Iraqi Agr. Prod. Mark. Meat***	AIPM	-	no trade	5.85	-	-	-	-	-	-	1.2	21.7	9M13	-	3.6
Iraqi Agricultural Products	AIRP	-	no trade	13.75	-	-	-	-	-	-	0.2	4.1	3M14	18.1	5.3
Iraqi for Seed Production***	AISP	7.00	6.99	6.75	3.6%	7.00	6.99	15	6	41	9.3	29.6	3M12	-	5.6
Modern Animal & Agr. Production	AMAP	-	no trade	0.65	-	-	-	-	-	-	0.2	1.9	9M13	18.4	0.9
Middle East for Prod.- Fish	AMEF	-	no trade	9.00	-	-	-	-	-	-	0.2	2.2	FY12	8.1	1.9
Agriculture Sector Total								15	6	41		60.1			
Insurance Sector															
AHliya For Insurance	NAHF	-	no trade	0.92	-	-	-	-	-	-	0.6	1.9	3M14	9.4	0.7
Al-Ameen for Insurance	NAME	-	no trade	1.20	-	-	-	-	-	-	1.5	3.0	3M14	4.3	1.0
Dar Al-Salam for Insurance	NDSA	-	no trade	2.10	-	-	-	-	-	-	0.2	5.0	FY13	19.8	1.5
Gulf Insurance&Reinsurance	NGIR	-	no trade	0.60	-	-	-	-	-	-	0.0	1.0	3M13	2.1	0.5
Al-Hamraa for Insurance (NR)	NHAM	-	no trade	1.71	-	-	-	-	-	-	-	4.2	3M14	4.5	0.9
Insurance Sector Total								-	-	-		15.1			
Investment Sector															
Al-Ameen Financial Inv. (NR)	VAMF	-	no trade	1.28	-	-	-	-	-	-	0.2	1.1	9M12	-	1.7
AL- Batek Investment(NR)	VBAT	-	no trade	0.80	-	-	-	-	-	-	0.0	0.7	3M14	-	0.6
Al-Khair for Financial Inv. (NR)	VKHF	-	Suspend/ISC	0.40	-	-	-	-	-	-	0.0	2.3	FY12	-	0.4
Bain Al-Nahrain Financial Inv.(NR)	VMES	-	no trade	1.00	-	-	-	-	-	-	-	0.8	3M13	-	0.8
AL-Wiaam for Financial Inv.	VWIF	-	no trade	1.20	-	-	-	-	-	-	0.0	2.0	3M14	-	1.1
Al-Zawraa for Financial Inv.	VZAF	-	no trade	0.85	-	-	-	-	-	-	0.0	0.8	3M14	6.9	0.7
Investment Sector Total								-	-	-		7.6			
Grand Total								298	682	737		8,437.8			

Source: Iraq Stock Exchange

*Average data was calculated according to recent six months, by dividing the total daily trading volume (excluding two highest trading vol.) to total number of trading days (excluding the No. of days share were suspended due to GA or by ISC).

** Last Financials: The date of the most recent financial statements.

P/E (Last): We divide "Current MCap" to "annualized YTD profit".

P/BV (Last): Calculated by dividing "Current Mcap" to "BV in its Last Financials".

***When the original shares resume trading, we start using the number of shares that the company will reach after the capital increase with the assumption that the capital increase was reflected to the price of the shares. We use the new capital in calculating Mcap.

Note: "Suspend/ISC" companies are not trading due to ISC Instructions.

"Suspend/GA" companies are not trading due to General Assembly Meetings.

"(NR)": These are the companies which are trading in the Non-Regular market (in compliance with Iraq Securities Commission law numbered 132/9 on 20/12/2012). These companies were moved to the secondary market (non-regular) because of the decrease in their trading volume and the number of days that these companies are being traded for. Please note, according to the Regulations of the Secondary Market, in each trading session, the average share price will be calculated for each share. The maximum increase and decrease of +/- 20% will be based on the average price in the previous session. The price should be valid during three effective trading sessions after the listing, and it will be free in the first trading session after capital increasing.

For any inquiries, contact:

Research

Aysegul Ozge Ozgur - SVP, Head of Research (aozgur@rs.iq)

Tugba Tan, Analyst (ttan@rs.iq)

research@rs.iq

Tel: +90 212 219 2524

Mob: +90 539 456 4566

Trading

traders@rs.iq

Tel: +964 727 002 0407

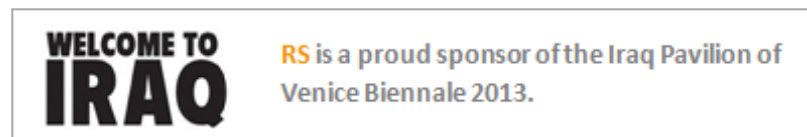
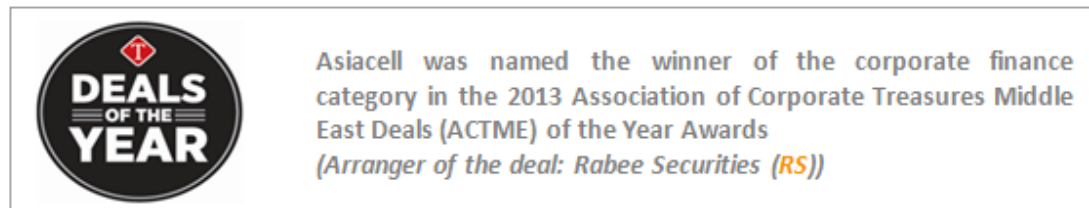
Info

info@rs.iq

Tel: +964 (790) 133 1492

RS Bloomberg page: <RSIQ>

RS Website: RS.IQ



Baghdad HQ

903/14/19
Karada, Baghdad, Iraq
Tel: +964 727 002 0407

Erbil

Italian Village offices
Office No: 32, Erbil, Iraq
Tel: +964 770 493 9999

Suleymani

Rand Gallery
Office No: 9, Floor:3 , Suleymani, Iraq
Tel: +964 770 651 9944

Istanbul Rep. Office

Halaskargazi cad. No: 103/7A
Osmanbey, Istanbul, Turkey
Tel: +90 212 219 2524
Mob: +90 539 456 4566

DISCLAIMER

This publication may not be reproduced, modified, or re-disseminated in whole or in part without the prior written permission of Rabee Securities. The information provided herein is of a general nature and for informational purposes only and is not intended to serve as an offer or solicitation with respect to the purchase or sale of any security, or as a recommendation to adopt any particular trading strategy. Such information is subject to change without prior notice. Although Rabee Securities obtains information from sources it considers reliable, Rabee Securities makes no representations or warranties, express or implied, as to the information's accuracy or completeness. Furthermore, such information may be incomplete or condensed. Rabee Securities, its affiliates, directors, employees, assigns, agents, and successors bear no liability for any errors or omissions in this publication or for any losses arising from the use of or reliance upon this information. This limitation on liability applies to direct, indirect, consequential, special, punitive, or other damages, as well as damages for loss of profits or business interruption. Investors shall bear all responsibility for investment decisions taken on the basis of the contents of this report. Rabee Securities strongly advises potential investors to seek financial guidance when determining whether an investment is appropriate to their needs. All estimates included in this report constitute Rabee Securities' opinion as of the date published on the report and are subject to change without notice.