

For any inquiries, contact:

Research

Aysegul Ozge Ozgur - SVP, Head of Research (aozgur@rs.iq)
Tugba Tan, Analyst (ttan@rs.iq)
research@rs.iq

Trading

traders@rs.iq
Address: 903/14/19

Karada
Baghdad-Iraq

Tel: +964 (0) 727 002 0407

info@rs.iq

RS Website: RS.IQ

RS Bloomberg page: <RSIQ>

Closing prices for the shares traded on the ISX are now available on Bloomberg.

DISCLAIMER

This publication may not be reproduced, modified, or re-disseminated in whole or in part without the prior written permission of Rabee Securities. The information provided herein is of a general nature and for informational purposes only and is not intended to serve as an offer or solicitation with respect to the purchase or sale of any security, or as a recommendation to adopt any particular trading strategy. Such information is subject to change without prior notice. Although Rabee Securities obtains information from sources it considers reliable, Rabee Securities makes no representations or warranties, express or implied, as to the information's accuracy or completeness. Furthermore, such information may be incomplete or condensed. Rabee Securities, its affiliates, directors, employees, assigns, agents, and successors bear no liability for any errors or omissions in this publication or for any losses arising from the use of or reliance upon this information. This limitation on liability applies to direct, indirect, consequential, special, punitive, or other damages, as well as damages for loss of profits or business interruption. Investors shall bear all responsibility for investment decisions taken on the basis of the contents of this report. Rabee Securities strongly advises potential investors to seek financial guidance when determining whether an investment is appropriate to their needs. All estimates included in this report constitute Rabee Securities' opinion as of the date published on the report and are subject to change without notice.

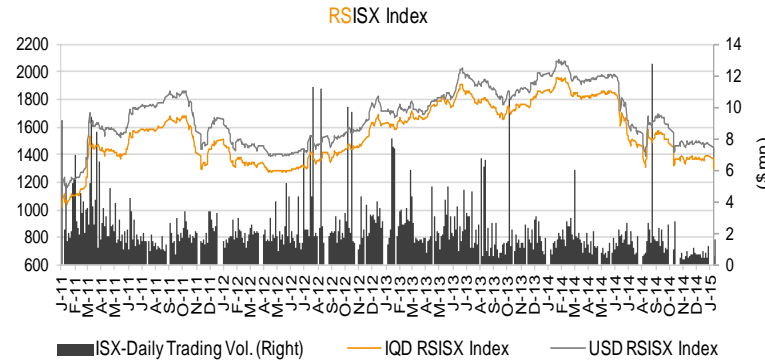
Daily Bulletin / Monday

Iraqi Dinar Value

(CBI Auction Price: 1166 / Market Exchange Rate: 1227)

Daily Value Traded

IQD1,957,740,000



The RSISX Performance

	Close	Change	YTD Change
IQD RSISX	1302	-5.2%	-6.5%
USD RSISX	1377	-5.2%	-7.1%

News from Iraq

Politics

- Kurdish president and German defense minister vowed to continue the fight against the IS in the region, the two top officials said in a joint press conference in Erbil. "It is an honor that our people and Peshmerga have defeated the IS militants," said Kurdistan Region President Massoud Barzani. (Rudaw)
- The Prime Minister, Hayder Al-Abadi assured "the terrorist ideology is attempting to make destruction in all countries, noting "We hope all the States will work together to stop the unrest happening in the region." (Iraqi News)

Economics

- On Saturday, Prime Minister Haider al-Abadi called provinces and ministries to open the door for investment widely, while he warned that obstructing investments in Iraq will be considered a crime like terrorism. (Iraqi News)

ISX - Company Announcements

- According to the ISX announcement, the names and the capital of the companies that will be listed on the ISX are National Islamic Bank (BNAI) (IQD251bn), Trans Iraq Bank for Investment (BTRI) (IQD200bn), United Arab Money Transfer (MTUA) (IQD45bn), Al-Taif Money Transfer (MTAI) (IQD38bn), Al-Harir for Money Transfer (MTAH) (IQD15bn), Al-Iraqia For Money Transfer (MTIR) (IQD15bn), Al-Muhej Money Transfer (MTAM) (IQD15bn), Ataa Al-Garri Co. For Money Transfer (MTAG) (IQD15bn), Mouta for Remittance (MTMO) (IQD15bn) and Sama Baghdad Finance Transfer (MTSB) (IQD15bn).
- Al-Zawraa for Financial Inv. (VZAF) will hold its AGM* on Jan. 29, 2015 to discuss and approve 2013 annual financial results and distributing cash dividend. ISX will suspend trading of VZAF starting on Jan. 22, 2015.
- Original shares of Iraqi Agricultural Prod. Mark. Meat (AIPM) resumed trading today (Jan. 12, 2015) after they approved 2013 annual financial results, increasing its capital from IQD4.125bn to IQD4.5bn through bonus issue and transferring the remaining surplus to the cumulative surplus account. AIPM closed the day at IQD7.25 price per share, up 0.4%.
- The Registrar of Companies has decided to reject the objection of the shareholders; Karim Yousef Tilo and Iraq- Al'an Company for Limited General Trading, because of the reason that BMFI has completed the capital increase procedures properly according to the companies' law No. 21/1997. The Registrar of Companies approved the AGM* decisions of BMFI which was held on Feb. 11, 2014, including the capital increase from IQD202bn to IQD252.5bn.
- Iraq Registrar of Companies approved the AGM* decisions of Iraqi for General Transportation (SIGT) which was held on Jun. 18, 2014, including the capital increase from IQD1.5bn to IQD3.9bn.
- Kharkh Tour Amusement City (SKTA) will be suspended from trading starting from Jan. 13, 2015 if the company fails to explain why the prices have touched the upper limit in the last two trading sessions (Jan. 11th - Jan. 12th).

**(Please note that the ex-date for capital increases and dividend distributions is referred to as "Trading Suspension day" which is normally one week before the General Assembly Meetings.)*

Best and Worst Performers

Best Performers		Code	Closing Price(IQD)	% Chg.	Trading Vol. (\$'000)/d
Kharkh Tour Amusement City	SKTA	20.860	10.0%	41.9	
Al-Ameen Estate Investment	SAEI	0.750	7.1%	0.1	
Baghdad for Packing Materials	IBPM	1.850	2.8%	0.2	
Ashur Bank	BASH	0.950	2.2%	0.0	
Iraqi Agr. Products Mark. Meat	AIPM	7.250	0.4%	0.1	

Worst Performers		Code	Closing Price(IQD)	% Chg.	Trading Vol. (\$'000)/d
National Chemical Industries	INCP	0.810	-10.0%	0.1	
Mosul Dam Tourist Village	HTVM	5.310	-10.0%	6.1	
Bank of Baghdad	BBOB	1.360	-9.9%	860.9	
The Light Industries	ITLI	0.610	-9.0%	7.5	
Iraqi For Tufted Carpets	IITC	3.650	-7.6%	0.1	

Top 5 Traded Volume		Code	Trading Vol. (IQDmn)/d	Trading Vol. (\$'000)/d	Share in total T. Volume
Bank of Baghdad	BBOB	1,056.3	860.9	54.0%	
Gulf Commercial Bank	BGUC	266.2	217.0	13.6%	
Kurdistan Int. Bank	BKUI	130.5	106.3	6.7%	
Iraqi Middle East Inv. Bank	BIME	99.4	81.0	5.1%	
Mamoura Realstate	SMRI	55.0	44.9	2.8%	

Distribution of Trading Volumes by Sectors

Sector	Trading Vol. (IQD mn)/d	Trading Vol. ('000 \$)/d	Share in Total Trading Volume (%)
Telecom Sector	7.2	5.9	0.4%
Banking Sector	1,714.4	1,397.2	87.6%
Industry Sector	81.3	66.3	4.2%
Hotels & Tourism Sec.	8.0	6.5	0.4%
Services Sector	139.8	113.9	7.1%
Agriculture Sector	7.0	5.7	0.4%
Insurance Sector	-	-	-
Investment Sector	-	-	-
Total	1,957.7	1,595.5	100.0%

Daily Transactions in Brief

The RSISX index ended the day at **IQD1,302 / \$1,377, (-5.2%) (-6.5% YTD and -7.1% YTD, respectively).**

The number of traded shares was **1.6bn** and the trading volume was **IQD2.0bn (\$1.6mn).**

5 out of **42** traded listed stocks' price increased while the prices of **31** stocks decreased, and the price of remaining **6** stocks haven't changed.

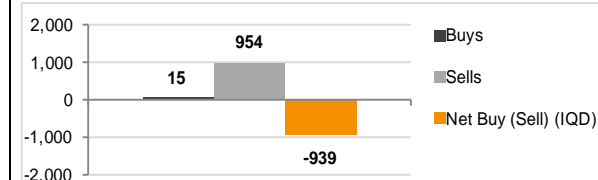
Non Iraqis executed 178 transactions in this session:

Buy: **11** transactions in **3** companies operating in banking, industry and services sectors.

Sell: **167** transactions in **9** companies operating in banking, industry and services sectors.

Net sales: **IQD939mn (\$766K).** Share in total trading volume: **24.7%**

Non Iraqi's Transactions (IQD mn)



Note: Follow Rabee Securities (RS) on Twitter, join Facebook and LinkedIn groups.



Performance of Traded Shares

Company Names	ISX Code	Opening Price (IQD/share)	Price at Session Close (IQD/share)	Previous Closing Price (IQD/share)	Change in Closing Price	Highest Price (IQD/share)	Lowest Price (IQD/share)	No. of Trades (#/d)	No. of Traded Shares (mn)/d	Trading Vol. (IQDmn) / d	Avg. daily trading vol. ('000 \$)*	Mcap (\$mn)	Last Fin.**	P/E (Last)	P/BV (Last)
Telecom Sector															
Asiacell Communications PJSC	TASC	12.00	12.00	12.13	-1.1%	12.00	12.00	3	1	7	8.8	2,640.7	9M14	8.5	1.8
Telecom Sector Total								3	1	7		2,640.7			
Banking Sector															
Ashur International Bank	BASH	0.95	0.95	0.93	2.2%	0.95	0.95	1	0	0	1.7	193.6	9M14	12.2	0.9
Babylon Bank	BBAY	0.39	0.39	0.40	-2.5%	0.39	0.39	5	9	3	6.3	56.9	9M14	-	0.4
Bank of Baghdad	BBOB	1.50	1.36	1.51	-9.9%	1.50	1.36	198	757	1,056	157.3	277.1	9M14	13.4	1.1
Commercial Bank of Iraq	BCOI	-	no trade	0.66	-	-	-	-	-	-	12.1	134.5	9M14	21.9	0.6
Dijlah & Furat Bank***	BDFD	0.66	0.66	0.66	0.0%	0.66	0.66	1	0	0	123.8	134.5	9M14	-	1.4
Dar Es Salaam Inv. Bank	BDSI	0.90	0.90	0.91	-1.1%	0.90	0.90	1	0	0	10.6	110.0	9M14	12.1	0.7
Economy Bank	BEFI	-	Suspend/ISC	0.72	-	-	-	-	-	-	-	146.7	3M14	23.3	0.8
Elaf Islamic Bank	BELF	-	no trade	0.70	-	-	-	-	-	-	0.3	86.7	9M14	9.0	0.6
Gulf Commercial Bank	BGUC	0.87	0.85	0.88	-3.4%	0.87	0.85	58	311	266	98.2	207.8	9M14	5.5	0.7
Investment Bank of Iraq	BIBI	0.98	0.97	1.00	-3.0%	0.98	0.97	17	54	53	35.9	197.6	9M14	6.4	0.9
Iraqi Islamic Bank	BIIB	0.91	0.91	0.95	-4.2%	0.91	0.91	4	2	2	225.3	185.4	9M14	17.6	0.9
Iraqi Middle East Bank	BIME	0.63	0.60	0.63	-4.8%	0.63	0.60	57	163	99	53.5	122.2	9M14	33.1	0.5
Kurdistan Int. Bank	BKUI	1.90	1.90	1.92	-1.0%	1.90	1.90	32	69	130	18.1	619.4	9M14	21.9	1.6
Mosul Bank***	BMFI	-	Suspend/ISC	0.73	-	-	-	-	-	-	-	150.2	9M14	9.6	0.7
Al-Mansour Bank	BMNS	0.83	0.77	0.83	-7.2%	0.83	0.77	23	52	41	42.0	156.9	9M14	12.0	0.7
National Bank of Iraq	BNOI	0.91	0.88	0.95	-7.4%	0.91	0.88	10	11	10	2.4	179.3	9M14	16.3	0.8
North Bank	BNOR	1.03	1.00	1.05	-4.8%	1.03	0.99	20	26	27	73.5	244.5	9M14	17.0	0.9
Credit Bank of Iraq	BROI	1.01	1.00	1.03	-2.9%	1.01	1.00	14	6	6	16.2	203.7	9M14	19.6	0.9
Sumer Commercial Bank	BSUC	-	no trade	1.00	-	-	-	-	-	-	81.2	203.7	9M14	89.9	1.0
United Bank	BUND	0.68	0.65	0.70	-7.1%	0.68	0.65	13	28	18	14.5	158.9	9M14	3.5	0.5
Union Bank	BUOI	0.91	0.91	0.93	-2.2%	0.91	0.91	2	1	1	8.2	186.9	9M14	7.6	0.8
Banking Sector Total								456	1,489	1,714		3,956.6			

Source: Iraq Stock Exchange

Performance of Traded Shares

Company Names	ISX Code	Opening Price (IQD/share)	Price at Session Close (IQD/share)	Previous Closing Price (IQD/share)	Change in Closing Price	Highest Price (IQD/share)	Lowest Price (IQD/share)	No. of Trades (#/d)	No. of Traded Shares (mn)/d	Trading Vol. (IQDmn) /d	Avg. daily trading vol. ('000 \$)*	Mcap (\$mn)	Last Fin.**	P/E (Last)	P/BV (Last)
Industry Sector															
Baghdad for Packing Materials	IBPM	1.85	1.85	1.80	2.8%	1.85	1.85	2	0	0	0.1	1.6	9M14	-	1.8
Baghdad Soft Drinks	IBSD	2.20	2.09	2.20	-5.0%	2.20	2.05	9	9	19	53.5	226.5	9M14	13.3	1.5
Electronic Industries	IELI	-	Suspend/ISC	1.60	-	-	-	-	-	-	1.9	23.5	3M14	-	1.2
Fallujah for Construction Mat.	IFCM	1.77	1.72	1.79	-3.9%	1.77	1.72	11	6	10	1.2	4.4	9M13	99.5	1.9
Nationality Househ. Furniture	IHFI	-	no trade	0.90	-	-	-	-	-	-	-	0.9	3M14	-	0.6
Al-Hilal Industries	IHLI	0.70	0.70	0.70	0.0%	0.70	0.70	2	2	2	1.0	7.1	9M14	-	-
Iraqi for Carton Manufact. & Trading	IICM	0.45	0.45	0.45	0.0%	0.45	0.45	2	2	1	0.2	2.8	9M14	-	-
Iraqi Date Processing&Mark.	IIDP	1.22	1.23	1.25	-1.6%	1.23	1.22	12	15	18	14.4	17.3	9M14	-	1.2
Iraqi Engineering Works	IIEW	0.85	0.85	0.85	0.0%	0.85	0.85	5	3	3	0.1	1.0	9M14	-	0.7
Iraqi For Tufted Carpets	IITC	4.25	3.65	3.95	-7.6%	4.25	3.65	2	0	0	0.2	1.5	9M14	4.5	0.9
Al -Khazer for Construction M.	IKHC	-	no trade	2.20	-	-	-	-	-	-	0.0	2.0	9M13	20.6	1.9
AL- Kindi of Veterinary Vac.	IKLV	1.25	1.20	1.28	-6.3%	1.25	1.20	7	8	9	7.9	5.3	9M14	48.4	1.0
Al-Mansour Pharma. Ind.	IMAP	0.82	0.78	0.82	-4.9%	0.82	0.78	5	12	10	3.4	4.1	9M14	12.6	0.7
Modern Chemical Industries(NR)	IMCI	-	no trade	60.50	-	-	-	-	-	-	0.0	8.9	9M14	31.1	2.1
Modern Construction Mat.	IMCM	-	no trade	0.56	-	-	-	-	-	-	-	2.5	9M13	-	0.6
Metallic Ind. and Bicycles	IMIB	-	no trade	0.63	-	-	-	-	-	-	0.2	3.9	9M14	-	2.0
Modern Sewing	IMOS	-	no trade	3.31	-	-	-	-	-	-	0.3	2.4	9M14	46.8	3.2
Modern Paint Industries	IMPI	1.47	1.47	1.50	-2.0%	1.47	1.47	2	0	0	3.3	11.0	3M14	-	1.8
National Chemical Industries	INCP	0.81	0.81	0.90	-10.0%	0.81	0.81	1	0	0	1.5	10.0	3M14	-	1.6
North Soft Drinks	INSD	-	Suspend/ISC	0.35	-	-	-	-	-	-	-	11.8	3M13	-	0.4
Ready Made Clothes	IRMC	-	no trade	8.25	-	-	-	-	-	-	1.2	10.7	9M14	-	8.4
The Light Industries	ITLI	0.62	0.61	0.67	-9.0%	0.62	0.61	3	15	9	3.7	8.4	9M14	-	-
Industry Sector Total								63	73	81		367.5			
Hotels & Tourism Sector															
Ashour Hotel	HASH	-	no trade	6.16	-	-	-	-	-	-	0.1	1.9	3M14	5.3	10.4
Baghdad Hotel	HBAG	-	no trade	10.85	-	-	-	-	-	-	1.5	34.0	9M14	43.6	10.8
Babylon Hotel	HBAY	80.00	80.00	80.00	0.0%	80.00	80.00	1	0	0	3.2	88.0	9M14	-	-
Ishtar Hotels***	HISH	-	no trade	33.00	-	-	-	-	-	-	7.6	60.5	9M14	107.0	12.7
Karbala Hotels	HKAR	-	no trade	1.60	-	-	-	-	-	-	4.2	6.5	9M14	-	1.4
Mansour Hotel	HMAN	-	no trade	24.85	-	-	-	-	-	-	5.5	59.2	FY13	-	37.8
National for Tourist Invest.	HNTI	18.00	18.00	18.50	-2.7%	18.00	18.00	1	0	0	5.1	79.8	9M14	82.5	11.7
Palestine Hotel	HPAL	-	no trade	16.50	-	-	-	-	-	-	20.1	60.1	9M14	16.4	9.4
Al-Sadeer Hotel	HSAD	26.00	26.00	27.00	-3.7%	26.00	26.00	1	0	0	2.1	26.3	9M14	89.2	24.9
Mosul Dam Tourist Village	HTVM	5.60	5.31	5.90	-10.0%	5.60	5.31	6	1	7	1.0	1.0	FY13	-	-
Hotel&Tourism Sector Total								9	1	8		417.3			
Services Sector															
Al-Ameen Estate Inv.(NR)	SAEI	0.75	0.75	0.70	7.1%	0.75	0.75	1	0	0	0.1	4.3	9M14	-	0.8
AL-Badia for General Trans	SBAG	-	Suspend/ISC	1.47	-	-	-	-	-	-	2.8	2.6	3M14	74.3	0.8
Baghdad Motor Cars Servicing	SBMC	-	Suspend/ISC	1.69	-	-	-	-	-	-	-	1.5	9M12	4.9	1.0
Baghdad Passengers Transport***	SBPT	26.25	26.00	27.00	-3.7%	26.25	26.00	8	0	5	4.2	21.2	9M14	164.2	19.1

Source: Iraq Stock Exchange

Performance of Traded Shares

Company Names	ISX Code	Opening Price (IQD/share)	Price at Session Close (IQD/share)	Previous Closing Price (IQD/share)	Change in Closing Price	Highest Price (IQD/share)	Lowest Price (IQD/share)	No. of Trades (#/d)	No. of Traded Shares (mn)/d	Trading Vol. (IQDmn) /d	Avg. daily trading vol. ('000 \$)*	Mcap (\$mn)	Last Fin.**	P/E (Last)	P/BV (Last)
Services Sector (Cont.)															
Iraqi for General Transp.	SIGT	-	Suspend/ISC	7.21	-	-	-	-	-	-	-	8.8	6M13	-	2.1
Iraqi Land Transport	SILT	1.42	1.50	1.52	-1.3%	1.50	1.42	22	19	28	9.7	17.1	9M14	187.4	1.0
Kharkh Tour Amuzement City	SKTA	20.00	20.86	18.97	10.0%	20.86	19.25	46	3	51	6.8	8.5	9M14	-	15.6
Al-Mosul for Funfairs	SMOF	-	Suspend/ISC	14.52	-	-	-	-	-	-	0.2	4.7	9M13	6.0	2.3
Mamoura Realestate Inv.	SMRI	4.40	4.32	4.40	-1.8%	4.40	4.00	31	13	55	20.5	58.1	9M14	-	4.4
AL-Nukhba for Construction	SNUC	-	no trade	0.70	-	-	-	-	-	-	0.0	1.1	9M14	23.6	0.6
Services Sector Total								108	35	140		128.0			
Agriculture Sector															
Al-Ahlyia for Agricultural Prod.	AAHP	1.21	1.21	1.21	0.0%	1.21	1.21	1	0	0	0.0	0.6	9M13	19.8	3.2
Iraqi Agr. Prod. Mark. Meat***	AIPM	7.25	7.25	7.22	0.4%	7.25	7.25	1	0	0	1.6	26.6	9M14	177.0	4.7
Iraqi Agricultural Products	AIRP	-	no trade	11.35	-	-	-	-	-	-	0.3	3.3	9M14	92.0	4.3
Iraqi for Seed Production	AISP	7.10	6.90	7.15	-3.5%	7.10	6.90	11	1	7	6.0	28.8	3M12	-	5.6
Modern Animal & Agr. Production***	AMAP	-	no trade	0.72	-	-	-	-	-	-	0.2	2.1	9M14	-	0.6
Middle East for Prod.- Fish	AMEF	-	no trade	7.75	-	-	-	-	-	-	0.2	1.9	FY12	7.0	1.6
Agriculture Sector Total								13	1	7		63.3			
Insurance Sector															
AHliya For Insurance	NAHF	-	no trade	0.95	-	-	-	-	-	-	0.2	1.9	9M14	24.5	0.7
Al-Ameen for Insurance	NAME	-	no trade	1.45	-	-	-	-	-	-	0.3	3.5	9M14	8.4	1.1
Dar Al-Salam for Insurance	NDSA	-	no trade	1.91	-	-	-	-	-	-	0.0	5.0	9M14	9.9	1.3
Gulf Insurance&Reinsurance	NGIR	-	no trade	0.69	-	-	-	-	-	-	0.0	3.6	9M14	13.3	1.8
Al-Hamraa for Insurance (NR)	NHAM	-	no trade	1.05	-	-	-	-	-	-	-	4.3	9M14	4.9	0.8
Insurance Sector Total								-	-	-		18.3			
Investment Sector															
Al-Ameen Financial Inv. (NR)	VAMF	-	no trade	2.00	-	-	-	-	-	-	0.2	1.6	9M14	-	2.2
Al-Ayaam Financial Inv. (NR)	VAYF	-	Suspend/ISC	0.62	-	-	-	-	-	-	-	0.2	FY12	-	0.6
AL- Batek Investment(NR)	VBAT	-	no trade	0.80	-	-	-	-	-	-	-	0.7	9M14	-	0.6
Al-Khaima Financial Inv.(NR)	VKHA	-	Suspend/ISC	0.87	-	-	-	-	-	-	-	0.3	FY12	-	0.8
Al-Khair for Financial Inv. (NR)	VKHF	-	no trade	0.38	-	-	-	-	-	-	-	2.2	9M14	-	0.4
Bain Al-Nahrain Financial Inv.(NR)	VMES	-	no trade	1.00	-	-	-	-	-	-	-	0.8	9M14	-	0.9
AL-Wiaam for Financial Inv.	VWIF	-	no trade	1.19	-	-	-	-	-	-	0.0	1.9	9M14	-	1.1
Al-Zawraa for Financial Inv.	VZAF	-	no trade	0.70	-	-	-	-	-	-	0.0	0.7	9M14	9.3	0.6
Investment Sector Total								-	-	-		8.4			
Grand Total								652	1,600	1,958		7,600.2			

Source: Iraq Stock Exchange

*Average data was calculated according to recent six months, by dividing the total daily trading volume (excluding two highest trading vol.) to total number of trading days (excluding the No. of days share were suspended due to GA or by ISC).

** Last Financials: The date of the most recent financial statements.

P/E (Last): We divide "Current MCap" to "annualized YTD profit".

P/BV (Last): Calculated by dividing "Current MCap" to "BV in its Last Financials".

***When the original shares resume trading, we start using the number of shares that the company will reach after the capital increase with the assumption that the capital increase was reflected to the price of the shares. We use the new capital in calculating Mcap.

Note: "Suspend/ISC" companies are not trading due to ISC Instructions.

"Suspend/GA" companies are not trading due to General Assembly Meetings.

"(NR)": These are the companies which are trading in the Non-Regular market (in compliance with Iraq Securities Commission law numbered 132/9 on 20/12/2012). These companies were moved to the secondary market (non-regular) because of the decrease in their trading volume and the number of days that these companies are being traded for. Please note, according to the Regulations of the Secondary Market, in each trading session, the average share price will be calculated for each share. The maximum increase and decrease of +/- 20% will be based on the average price in the previous session. The price should be valid during three effective trading sessions after the listing, and it will be free in the first trading session after capital increasing.

For any inquiries, contact:

Research

Aysegul Ozge Ozgur - SVP, Head of Research (aozgur@rs.iq)

Tugba Tan, Analyst (ttan@rs.iq)

research@rs.iq

Tel: +90 212 219 2524

Mob: +90 539 456 4566

Trading

traders@rs.iq

Tel: +964 727 002 0407

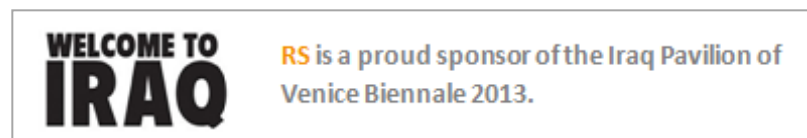
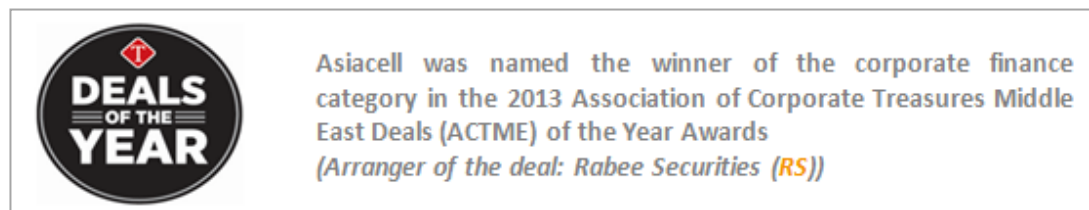
Info

info@rs.iq

Tel: +964 (790) 133 1492

RS Bloomberg page: <RSIQ>

RS Website: RS.IQ



Baghdad HQ

903/14/19
Karada, Baghdad, Iraq
Tel: +964 727 002 0407

Erbil

Italian Village offices
Office No: 32, Erbil, Iraq
Mob: +964 770 493 9999

Suleymani

Rand Gallery
Office No: 9, Floor:3 , Suleymani, Iraq
Mob: +964 770 651 9944

Istanbul Rep. Office

Halaskargazi cad. No: 103/7A
Osmanbey, Istanbul, Turkey
Tel: +90 212 219 2524
Mob: +90 539 456 4566

DISCLAIMER

This publication may not be reproduced, modified, or re-disseminated in whole or in part without the prior written permission of Rabee Securities. The information provided herein is of a general nature and for informational purposes only and is not intended to serve as an offer or solicitation with respect to the purchase or sale of any security, or as a recommendation to adopt any particular trading strategy. Such information is subject to change without prior notice. Although Rabee Securities obtains information from sources it considers reliable, Rabee Securities makes no representations or warranties, express or implied, as to the information's accuracy or completeness. Furthermore, such information may be incomplete or condensed. Rabee Securities, its affiliates, directors, employees, assigns, agents, and successors bear no liability for any errors or omissions in this publication or for any losses arising from the use of or reliance upon this information. This limitation on liability applies to direct, indirect, consequential, special, punitive, or other damages, as well as damages for loss of profits or business interruption. Investors shall bear all responsibility for investment decisions taken on the basis of the contents of this report. Rabee Securities strongly advises potential investors to seek financial guidance when determining whether an investment is appropriate to their needs. All estimates included in this report constitute Rabee Securities' opinion as of the date published on the report and are subject to change without notice.