

For any inquiries, contact:

Research
Aysegul Ozge Ozigur
SVP, Head of Research (aozigur@rs.iq)

Tugba Tan
Analyst (ttan@rs.iq)

Ahmed Abdul - Ameer
Associate (aameer@rs.iq)

research@rs.iq

Trading
traders@rs.iq
Address: 903/14/19
Karada, Baghdad-Iraq
Tel: +964 (0) 727 002 0407
info@rs.iq

RS Website: RS.IQ
RS Bloomberg page: <RSIQ>

Closing prices for the shares traded on the ISX are now available on Bloomberg.

DISCLAIMER
This publication may not be reproduced, modified, or re-disseminated in whole or in part without the prior written permission of Rabee Securities. The information provided herein is of a general nature and for informational purposes only and is not intended to serve as an offer or solicitation with respect to the purchase or sale of any security, or as a recommendation to adopt any particular trading strategy. Such information is subject to change without prior notice. Although Rabee Securities obtains information from sources it considers reliable, Rabee Securities makes no representations or warranties, express or implied, as to the information's accuracy or completeness. Furthermore, such information may be incomplete or condensed. Rabee Securities, its affiliates, directors, employees, assigns, agents, and successors bear no liability for any errors or omissions in this publication or for any losses arising from the use of or reliance upon this information. This limitation on liability applies to direct, indirect, consequential, special, punitive, or other damages, as well as damages for loss of profits or business interruption. Investors shall bear all responsibility for investment decisions taken on the basis of the contents of this report. Rabee Securities strongly advises potential investors to seek financial guidance when determining whether an investment is appropriate to their needs. All estimates included in this report constitute Rabee Securities' opinion as of the date published on the report and are subject to change without notice.

Weekly Bulletin

Table (1.0): Weekly Value Traded

IQD1,743,751,000

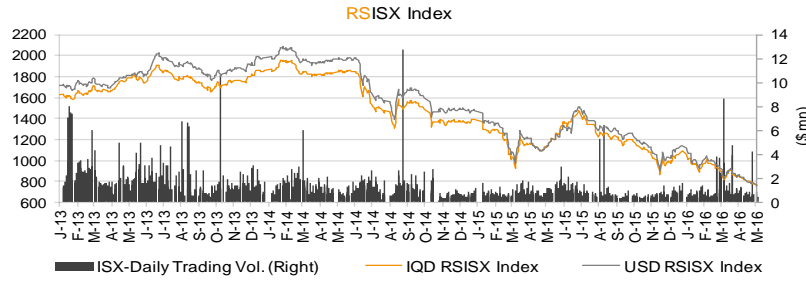


Table (1.1): ISX - Total Monthly Trading Vol. (\$ mn) & Foreigners' Share in Total T. Vol. (%)

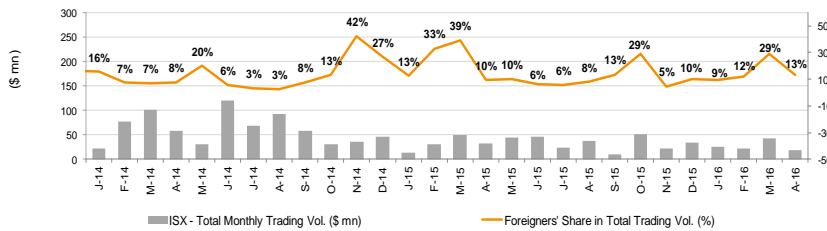


Table (1.2): Best Performers - Weekly

Code	Price (IQD)	Price Chg/w
HTVM	3.210	20.7%
IMOS	2.500	6.4%
AAHP	1.350	3.8%
HASH	4.700	2.2%
IBSD	2.200	0.5%

Table (1.3): Worst Performers - Weekly

Code	Price (IQD)	Price Chg/w
BBOB	0.680	-8.1%
BROI	0.470	-7.8%
BASH	0.300	-6.3%
BNOR	0.150	-6.3%
ITLI	0.310	-6.1%

Table (1.4): RSISX Index Vs. Neighbour Market S.E.

Index Close	Index Close	Chg. /w	Chg. /YTD
RSISX IND-IQD	755	-3.3%	-30.8%
EGYPT	7,547	-2.9%	7.7%
KUWAIT	5,373	-0.3%	-4.3%
SAUDI	6,656	-2.2%	-3.7%
MUSCAT	5,980	0.6%	10.6%
QATAR	9,749	-4.3%	-6.5%
DUBAI	3,308	-5.3%	5.0%
ABUDHABI	4,429	-2.5%	2.8%
BAHRAIN	1,113	0.2%	-8.5%
TURKEY	78,368	-8.2%	9.3%
IRAN	78,405	0.0%	27.1%

Table (1.5): Top 5 Traded Vol. - w

Code	Price	Trad.Vol./w
	IQD	IQDbn \$mn
IBSD	2.200	0.9 0.7
BBOB	0.680	0.3 0.2
BKUI	1.080	0.1 0.1
BGUC	0.380	0.1 0.0
HBAY	27.150	0.1 0.0

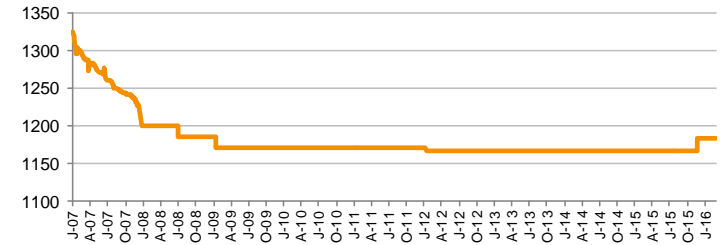
In the last session of the week (Thursday), 34 companies were able to trade and 16 companies were unable to do so mainly due to their General Assembly Meeting or ISX / ISC Instructions.

CBI auction price of Iraqi Dinar remained stable at 1182 to the dollar, while exchange rate of Iraqi Dinar realized at 1290 as end of the week. Volumes for the week reached IQD1.7bn (\$1.4mn), and the numbers of shares traded reached 1.7bn.

Foreigners executed total 328 transactions this week. They executed 115 buying transactions amounted at IQD653mn (\$506K) and 213 selling transactions amounted at IQD812mn (\$630K). Thus, net sales of foreigners realized at IQD159.2mn (\$123.4K), while their share in total trading volume was 42.0%.

Table (1.6): Iraqi Dinar Value (CBI Auction Price)

1USD= (1182)



News from Iraq

Politics

- Masoud Barzani received a Japanese embassy delegation headed by Ambassador Fumio Iwai, Japan's Ambassador to Iraq. President Barzani and Ambassador Iwai spoke of the current political situation in Iraq and expressed optimism that matters will be moving in a more positive direction. Ambassador Iwai stated that Japan has begun preparing for the opening of a diplomatic mission in Kurdistan and will open a consulate in the Kurdistan Region in early 2017. (Iraq Business News)

- Indian Ambassador to Iraq, Mr. George Raju visited on Wednesday the KRG Department of Foreign Relations to discuss the opening of Indian consulate general in Erbil. He said that India realizes the stability and prosperity of the Kurdistan Region and desires to be a reliable partner for the people and leadership of the Kurdistan Region. (Iraq Business News)

- The Joint Operations Command announced on Wednesday liberating seven villages west of Anbar, as well as cleansing the road linking between Heet, Haditha, Baghdadi and Ramadi. (Iraqi News)

Economics

- Iraq exported oil at an average rate of 3.364mn bpd in April, higher than the March average of 3.286mn barrels, Oil Ministry spokesman Asim Jihad said on Sunday. The figure is for exports by the central government in Baghdad which is now only shipping crude from the southern terminals, and not through a northern pipeline to Turkey, Jihad said. (Zawya)

- Governor of Baghdad Majed al Nasravi said that Iran resumed electricity exports to Basra province and according to Basra provincial council constructing of a gas pipeline from Iran to Iraq is its final stage. He added that due to Iraq's debt to Iran for importing electricity, Iranian side stopped supplying Basra with electricity a few weeks ago and an Iraqi team was dispatched to Iran to solve this problem. (Zawya)

ISX – Company Announcements

- Bank of Baghdad (BBOB) will hold its AGM* on May 16, 2016 to discuss and approve 2015 annual financial results. ISX will suspend the trading of BBOB starting on May 11, 2016.
- Al-Nukhba for General Construction (SNUC) will hold its AGM* on May 15, 2016 to discuss and approve 2014 annual financial results. ISX will suspend the trading of SNUC starting on May 9, 2016.
- Al-Wiaam for Financial Investment (VWIF) resumed trading on May 5, 2016 after discussing and approving 2015 annual financial results.
- Dar Al-Salam for Insurance (NDSA) was suspended from trading starting on May. 1, 2016 to hold its AGM* on May 4, 2016 to discuss and approve 2015 annual financial results and increasing its capital to IQD3.72bn through 6.01% bonus issue.
- Tourist Village of Mosul Dam (HTVM) resumed trading on May 4, 2016 after fulfilling ISX request to disclose why the prices have touched the higher limit in the last two sessions (Apr. 4-5, 2016). The company declared that it hasn't gone through any major changes.
- United Arab Money Transfer (MTUA) was suspended from trading on May 5, 2016 until the license will be issued by the CBI.
- Al-Motaman Money Transfer (MTMT) was suspended from trading on May 5, 2016 until the license will be issued by the CBI.

Table (2.0): Dividend Distributions by ISX Listed Companies (2014-2015)

Company Name	ISX Code	Ex-dividend date	Ex-dividend date closing share price (IQD per share)	Dividend (IQD per share)	Dividend Yield (%)
Iraqi Agricultural Products	AIRP	11-Jun-15	9.72	0.500	5.1%
		7-Aug-14	13.60	0.500	3.7%
Iraqi for Seed Production	AISP	29-Mar-15	8.30	0.600	7.2%
		6-Mar-14	8.25	0.500	6.1%
Middle East for Prod.- Fish	AMEF	8-Jul-15	7.36	0.250	3.4%
		16-Oct-14	8.58	0.200	2.3%
Ashur Bank	BASH	5-Jul-15	0.60	0.039	6.5%
		24-Jun-14	0.86	0.050	5.9%
Bank of Baghdad	BBOB	21-Jun-15	1.58	0.080	5.1%
		15-Jul-14	1.45	0.110	7.6%
Commercial Bank	BCOI	2-Dec-15	0.45	0.033	7.3%
		29-Dec-14	0.66	0.037	5.6%
Gulf Commercial Bank	BGUC	25-Jun-15	0.95	0.110	11.6%
Investment Bank	BIBI	27-Aug-15	0.81	0.080	9.9%
		27-Aug-14	1.00	0.102	10.2%
Islamic Bank	BIIB	3-Jul-14	1.07	0.090	8.4%
Iraqi Middle East Bank	BIME	10-Jul-14	0.98	0.100	10.2%
Al-Mansour Bank	BMNS	3-Mar-16	0.87	0.060	6.9%
		15-Mar-15	0.86	0.050	5.8%
		17-Feb-14	1.85	0.060	3.2%
National Islami Bank	BNAI	22-Jun-15	1.20	0.100	8.3%
National Bank	BNOI	5-Jul-15	0.81	0.020	2.5%
		16-Jun-14	0.77	0.040	5.2%
Trans Iraq Bank for Investment	BTRI	14-Mar-16	0.70	0.030	4.3%
United Bank	BUND	29-Nov-15	0.42	0.020	4.8%
		10-Dec-14	0.77	0.090	11.7%
Baghdad Hotel	HBAG	10-Sep-15	7.65	0.100	1.3%
National for Tourist Invest.	HNTI	4-Sep-14	21.00	0.166	0.8%
Palastine Hotel	HPAL	13-Dec-15	9.45	0.400	4.2%
Baghdad Soft Drinks	IBSD	11-Jun-14	2.97	0.050	1.7%
Iraqi For Tufted Carpets	IITC	2-Jun-15	4.05	0.250	6.2%
		5-Jun-14	4.25	0.250	5.9%
Al-Mansour Pharma. Ind.	IMAP	28-May-15	0.73	0.040	5.5%
		8-May-14	0.83	0.070	8.4%
Modern Chemical Industries(NR)	IMCI	23-Apr-15	95.00	0.500	0.5%
		12-Jun-14	39.80	0.500	1.3%
Baghdad Passengers Transport	SBPT	2-Nov-15	16.80	0.400	2.4%
Iraqi Land Transport	SILT	27-Jan-14	2.27	0.100	4.4%
Asiacell Communications PJSC	TASC	15-May-14	19.00	1.500	7.9%

Note: According to Iraqi securities rules, the ex-date is the last trading session before the Annual General Assembly Meeting (AGM). Shareholders who own the shares before or at the market close on the ex-date have the right to receive dividend and/or bonus shares and participate in the rights issue at the book value. We calculate dividend yields by dividing dividend per share to the closing price before the AGM.

Source: Iraq Stock Exchange (ISX), Iraqi Securities Commission (ISC), Rabee Securities (RS)

Table (2.1): Iraq Stock Exchange (ISX) Dividend Yields

Iraq Stock Exchange (ISX) - Dividend Yields	2013	2014	12 month trailing
Average Dividend Yield (%) of All ISX Stocks	0.7%	1.2%	0.9%
Average Dividend Yield (%) of Non-Zero Dividend Yields of ISX Stocks	5.8%	6.4%	5.4%
Average Dividend Yield (%) of All Top-20 ISX Stocks (by Mcap)	1.0%	3.8%	2.4%
Average Dividend Yield (%) of Non-Zero Dividend Yields of Top-20 ISX stocks	6.7%	7.6%	6.9%

Note: While calculating the dividend yields for the ISX for different periods, we grouped the ISX listed companies based on the date when the shares resumed trading following the dividend distribution decision taken in the AGM.

Source: Iraq Stock Exchange (ISX), Iraqi Securities Commission (ISC), Rabee Securities (RS)

Table (2.2): Financial Statement Announcements (this week)

Sector / Company Name	ISX Code	Profit (Loss) Before Tax (IQD '000)			Profit (Loss) Before Tax (\$)		
		3M15	3M16	YY Change (%)	3M15	3M16	YY Change (%)
Banking Sector							
National Islamic Bank	BNAI	4,464,820	5,202,708	17%	3,623,274	4,129,146	14%
Industry Sector							
AL- Kindi for Prod. of Veterinary	IKLV	-75,184	-31,201	-	-61,013	-24,763	-
Investment Sector							
Bain Al-Nahrain Financial Investment	VMES	-41,045	-14,155	-	-33,309	-11,234	-
Money Transfer Sector							
Al-Hairir for Money Transfer	MTAH	54,574	241,773	343%	44,287	191,884	333%
Al-Manafaa Company for Money Transfer	MTMA	0	49,882	-	0	39,589	-
Average IQD/US\$*					1,232	1,260	2%

Source: Iraq Stock Exchange (ISX), Iraqi Securities Commission (ISC), Rabee Securities (RS)

*We calculate average IQD/US\$ by calculating the average market price of IQD.

Note: Follow Rabee Securities (RS) on Twitter, join Facebook and LinkedIn groups.



Table (1.7): Performance of Traded Shares

Code	Paid-in Capital		Closing	Market Cap		Weekly Chg	YTD Chg	Wk. Turnover	Last	P/E				P/BV				Profit Before Tax (IQD mn)				BV (IQD mn)				Note	
	(IQD mn)	(\$ mn)	Price (IQD)	(IQD mn)	(\$ mn)	(%)	(%)	(IQD'000)	Fin.*	FY12	FY13	FY14	Last*	FY12	FY13	FY14	Last*	FY12	FY13	FY14	Last*	FY12	FY13	FY14	Last*		
Telecom Sector																											
Asiacell Communications PJSC	TASC	310,000	240.3	5.01	1,553,100	1,204.0	-2.7%	-30.0%	25,067	9M15	-	8.6	10.2	14.3	-	2.6	1.9	0.8	662,170	580,505	344,709	51,066	1,896,231	1,936,712	1,876,403	1,927,469	-
Al Khatem Telecom	TZNI	1,829,783	1,418.4	3.05	5,580,837	4,326.2	-	-1.9%	0	9M15	-	-	-	37.0	-	-	-	2.2	-	-	299,659	118,782	-	2,102,044	2,401,703	2,520,484	-
Total		2,139,783	1,659		7,133,937	5,530.2			25,067														1,896,231	4,038,756	4,278,106	4,447,953	
Banking Sector																											
Ashur International Bank	BASH	250,000	193.8	0.30	75,000	58.1	-6.3%	-30.2%	2,358	3M16	8.4	9.9	24.1	5.4	0.8	0.7	0.9	0.3	19,796	19,186	13,367	2,435	170,524	230,926	269,274	279,099	-
Babylon Bank	BBAY	250,000	193.8	0.20	50,000	38.8	-4.8%	-31.0%	7,700	FY15	23.3	29.5	14.4	10.2	1.0	0.7	0.4	0.2	5,877	4,901	5,744	5,826	111,969	160,932	190,145	242,117	-
Bank of Baghdad	BBOB	250,000	193.8	0.68	170,000	131.8	-8.1%	-41.9%	250,598	FY15	12.6	16.1	13.9	15.2	1.5	1.8	1.3	0.6	29,638	38,797	32,847	13,261	207,253	291,262	292,419	268,488	-
Commercial Bank of Iraq	BCOI	250,000	193.8	0.33	82,500	64.0	-5.7%	-19.5%	32,085	3M16	9.6	15.5	17.9	12.8	0.9	0.7	0.6	0.3	14,310	10,689	10,462	1,750	143,200	196,579	284,385	275,838	-
Dijlah & Furat Bank	BDFD	112,000	86.8	0.21	23,520	18.2	-	-17.8%	0	FY15	6.0	16.8	167.6	0.5	0.4	0.8	1.4	0.1	8,390	6,440	1,138	54,952	115,418	120,638	118,239	178,764	-
Dar Es Salaam Inv. Bank***	BDSI	250,000	193.8	0.16	40,000	31.0	-	-40.7%	31,364	FY15	19.6	10.2	11.8	5.5	2.5	1.0	0.8	0.2	19,158	19,543	13,655	8,511	127,088	168,881	180,480	189,020	-
Economy Bank	BEFI	250,000	193.8	0.72	180,000	139.5	-	-	0	3M14	6.4	33.0	-	23.3	1.2	0.9	-	0.8	32,188	7,385	-	5,143	138,692	216,051	-	230,938	Suspend/ISC
Elaf Islamic Bank	BELF	250,000	193.8	0.28	70,000	54.3	-	-30.0%	0	3M16	12.4	15.1	25.6	-	1.0	0.7	0.8	0.3	12,663	9,317	6,739	319	133,382	173,248	178,974	255,032	-
Gulf Commercial Bank	BGUC	300,000	232.6	0.38	114,000	88.4	-5.0%	-25.5%	60,678	3M16	4.4	6.1	7.5	30.3	0.9	0.9	0.8	0.4	36,343	56,027	42,753	-1,041	149,088	303,984	345,974	324,333	-
Investment Bank of Iraq	BIBI	250,000	193.8	0.48	120,000	93.0	-4.0%	-29.4%	11,570	3M16	113.2	9.0	8.7	7.8	1.3	1.3	0.9	0.5	3,417	31,540	34,842	3,794	118,558	186,357	283,749	264,799	-
Iraqi Islamic Bank	BIIB	250,000	193.8	0.43	107,500	83.3	-	-15.7%	22	3M16	8.3	9.4	35.8	12.0	1.1	1.1	0.9	0.4	26,720	33,385	8,547	2,274	175,494	231,727	263,857	275,708	-
Iraqi Middle East Bank	BIME	250,000	193.8	0.35	87,500	67.8	-5.4%	-31.4%	3,874	3M16	9.0	11.5	41.6	24.7	1.2	1.2	0.5	0.3	28,588	24,468	4,291	3,678	187,746	202,780	307,074	281,834	-
Kurdistan Int. Bank	BKUI	400,000	310.1	1.08	432,000	334.9	-	-25.5%	129,708	FY15	18.5	18.4	20.1	10.2	1.6	1.6	1.6	0.9	40,056	42,783	44,388	49,854	390,065	426,431	464,161	506,537	-
Mosul Bank	BMFI	252,500	195.7	0.18	45,450	35.2	-	-28.0%	12,903	3M16	10.6	5.7	101.2	-	0.8	0.8	0.7	0.2	19,130	45,517	2,171	769	222,430	261,119	262,940	264,175	-
Al-Mansour Bank	BMNS	250,000	193.8	0.85	212,500	164.7	-	4.9%	7,630	3M16	24.9	17.2	12.4	10.4	1.2	1.6	0.7	0.8	13,892	30,001	20,596	6,743	250,420	280,106	281,792	280,288	-
National Islamic Bank	BNAI	251,000	194.6	1.00	251,000	194.6	-	1.0%	0	3M16	-	-	-	7.4	-	-	-	0.8	32,116	39,635	37,172	5,203	177,201	285,821	285,461	306,358	-
National Bank of Iraq	BNOI	250,000	193.8	0.31	77,500	60.1	-	-43.6%	0	3M16	8.3	14.8	32.4	86.7	0.8	1.2	0.9	0.3	18,196	16,610	8,956	1,539	154,664	168,480	263,429	261,280	-
North Bank	BNOR	300,000	232.6	0.15	45,000	34.9	-6.3%	-42.3%	4,485	3M16	9.4	13.8	16.9	-	1.9	1.7	0.9	0.1	68,813	49,118	23,747	1,490	275,375	315,484	334,504	330,606	-
Credit Bank of Iraq	BROI	250,000	193.8	0.47	117,500	91.1	-7.8%	-20.3%	24,398	FY15	15.4	52.2	19.5	11.5	2.0	3.1	0.9	0.4	25,280	13,746	16,016	12,129	175,547	197,079	290,171	304,873	-
Sumer Commercial Bank	BSUC	250,000	193.8	0.90	225,000	174.4	-	-5.3%	1,800	3M16	131.7	147.3	108.4	158.8	1.0	1.3	1.0	0.9	1,380	1,989	2,714	-825	158,735	196,801	260,508	263,162	12.01.2016
Trans Iraq Bank for Investment (NR)	BTRI	264,000	204.7	0.67	176,801	137.1	-	-	0	3M16	-	-	-	25.9	-	-	-	0.6	452	2,050	-	4,711	66,261	68,380	216,510	278,136	-
United Bank	BUND	300,000	232.6	0.23	69,000	53.5	-	-37.8%	0	3M16	8.7	11.7	9.8	7.5	1.5	1.0	0.7	0.2	55,818	37,059	26,334	1,349	310,265	338,833	316,915	323,066	-
Union Bank	BUOI	252,000	195.3	0.57	143,640	111.3	-	-17.4%	0	9M15	5.7	7.9	16.4	-	0.9	1.6	0.9	0.5	22,008	52,943	18,636	9,145	120,405	215,426	271,691	280,835	-
Total		5,931,500	4,598.1		2,915,411	2,260.0			581,172														4,079,780	5,237,324	5,962,652	6,465,286	
Industry Sector																											
Baghdad for Packing Materials	IBPM	1,080	0.8	1.35	1,458	1.1	-	-30.1%	0	FY15	-	73.1	-	-	4.1	2.6	1.7	1.5	6	40	-	-32	550	1,130	1,087	971	-
Baghdad Soft Drinks	IBSD	133,000	103.1	2.20	292,600	226.8	0.5%	-25.2%	903,510	FY15	11.6	18.5	15.2	10.9	1.2	2.3	1.6	1.3	19,518	24,043	22,011	4,896	167,198	175,717	189,327	225,109	-
Electronic Industries	IELI	18,000	14.0	1.01	18,180	14.1	-	-	0	9M15	-	-	-	-	0.7	1.0	1.3	1.0	-1,209	-6,497	-	-202	31,692	25,249	22,706	18,725	Suspend/ISC
Fallujah for Construction Mat.	IFCM	3,120	2.4	1.51	4,711	3.7	-	-	0	9M13	49.3	-	-	87.4	3.1	-	-	-	209	-	-	40	2,898	-	-	2,892	Suspend/ISC
Nationality Househ. Furniture	IHFH	1,260	1.0	0.90	1,134	0.9	-	-	0	3M14	20.4	-	-	-	0.5	-	-	-	49	-	-	-27	1,891	-	-	1,962	Suspend/ISC
Al-Hilal Industries	IHLI	12,375	9.6	0.26	3,218	2.5	-3.7%	-35.0%	5,890	9M15	-	-	-	-	-	-	-	-	-3,634	-4,385	-4,851	-4,683	-3,206	-7,591	-4,441	-6,352	-
Iraqi for Carton Manufact. & Trading	IICM	7,580	5.9	0.27	2,049	1.6	-	-27.0%	27	9M15	-	-	-	-	6.4	-	-	-	-1,341	-1,693	-1,311	-443	1,074	-608	-1,910	-2,353	-
Iraqi Date Processing&Mark.***	IIDP	27,600	21.4	1.80	49,680	38.5	-	52.4%	0	6M15	21.8	-	-	-	-	1.0	1.1	2.5	1,036	-364	81	-708	-	18,709	19,347	19,539	Suspend/ISC
Iraqi Engineering Works	IEW	1,500	1.2	0.60	900	0.7	-	-4.8%	0	9M15	-	-	-	-	2.3	1.3	0.8	0.6	6	3	-168	-158	1,577	1,857	1,699	1,613	-
Iraqi For Tufted Carpets	IITC	500	0.4	4.55	2,275	1.8	-	6.3%	114	9M15	12.6	11.2	12.7	7.0	1.2	1.0	1.0	1.1	195	199	191	82	1,934	2,006	2,060	1,991	-
Al-Khazer for Construction M.	IKHC	1,100	0.9	1.30	1,430	1.1	-	-7.8%	0	9M13	-	-	-	35.0	1.6	-	-	1.1	-104	-	-	88	1,298	-	-	1,298	-
AL-Kindi of Veterinary Vac.	IKLV	5,940	4.6	0.48	2,851	2.2	-4.0%	-56.8%	16,033	9M15	13.9	21.6	-	-	2.5	2.1	1.1	0.5	1,112	704	-257	-31	5,758	6,386	6,110	6,149	-

Source: Iraq Stock Exchange

Table (1.9): Performance of Traded Shares

Code	Paid-in Capital		Closing Price (IQD)	Market Cap		Weekly Chg (%)	YTD Chg (%)	Wk. Turnover (IQD'000)	Last Fin.*	P/E				P/BV				Net Profit (IQD mn)				BV (IQD mn)				Note	
	(IQD mn)	(\$ mn)		(IQD mn)	(\$ mn)					FY12	FY13	FY14	Last*	FY12	FY13	FY14	Last*	FY12	FY13	FY14	Last*	FY12	FY13	FY14	Last*		
Agriculture Sector																											
Al-Ahliya for Agricultural Prod.	AAHP	575	0.4	1.35	776	0.6	3.8%	19.5%	2,204	9M15	59.4	-	28.8	7.0	2.6	3.2	2.9	2.6	9	-10	22	77	206	196	218	295	-
Iraqi Agr. Prod. Mark. Meat	AIPM	5,000	3.9	2.55	12,750	9.9	-3.0%	-45.2%	9,318	9M15	100.5	89.7	-	-	5.8	4.9	5.3	1.8	434	454	174	-22	6,518	7,124	6,729	7,184	-
Iraqi Agricultural Products	AIRP	360	0.3	6.65	2,394	1.9	-	-15.8%	0	9M15	20.8	25.6	15.8	45.6	3.1	3.9	1.6	1.0	198	220	305	-174	1,145	1,239	2,608	2,447	-
Iraqi for Seed Production	AISP	7,500	5.8	5.72	42,900	33.3	-	-	0	FY13	7.4	3.7	-	4.6	1.9	2.3	-	2.8	2,305	9,318	-	9,318	8,862	15,209	-	15,209	Suspend/ISC
Modern Animal & Agr. Production***	AMAP	4,297	3.3	0.40	1,719	1.3	-	-25.9%	0	9M15	11.2	21.1	31.9	17.1	1.4	0.7	0.6	0.4	292	145	81	-41	2,409	4,372	4,455	4,411	-
Middle East for Prod.- Fish	AMEF	300	0.2	7.30	2,190	1.7	-	4.3%	41	9M15	31.3	35.7	15.1	17.9	3.3	2.5	1.5	1.3	182	126	182	59	1,452	1,487	1,576	1,632	-
Total		18,032	14.0		62,729	48.6			11,562														20,592	29,628	15,585	31,178	
Insurance Sector																											
AHliya For Insurance	NAHF	2,500	1.9	0.33	825	0.6	-	-34.0%	0	9M15	10.0	7.0	-	-	0.8	0.7	0.8	0.3	227	357	-207	-15	2,815	3,144	2,933	2,774	-
Al-Ameen for Insurance	NAME	5,000	3.9	0.58	2,900	2.2	-	-24.7%	0	FY15	7.8	6.1	10.0	8.9	0.8	1.1	1.1	0.7	268	776	501	385	2,677	3,541	3,902	3,953	-
Dar Al-Salam for Insurance	NDSA	3,509	2.7	0.94	3,298	2.6	-	-6.9%	0	FY15	20.1	20.5	16.7	-	1.3	1.5	1.2	0.7	280	363	391	10	3,838	4,199	4,499	4,967	-
Gulf Insurance&Reinsurance***	NGIR	5,000	3.9	0.37	1,850	1.4	-5.1%	2.8%	1,019	9M15	26.1	41.1	58.1	-	0.9	0.6	2.0	1.0	71	31	88	-3	2,161	2,194	2,242	1,915	-
Al-Hamraa for Insurance (NR)	NHAM	5,000	3.9	0.64	3,200	2.5	-	-	0	9M15	3.3	3.3	15.1	10.9	0.8	0.6	0.9	0.5	1,202	1,228	409	752	4,311	5,425	5,748	6,500	-
Total		21,009	16.3		12,073	9.4			1,019														15,802	18,504	19,324	20,109	
Investment Sector																											
Al-Ameen Financial Inv. (NR)	VAMF	1,000	0.8	1.40	1,400	1.1	-	-12.5%	0	FY15	-	-	-	-	0.7	2.3	2.5	2.1	-71	-10	-135	-37	669	662	800	665	-
AL- Batek Investment(NR)	VBAT	1,000	0.8	0.72	720	0.6	-	-10.0%	22	FY15	26.3	51.9	-	-	0.6	0.6	0.6	0.5	41	20	-31	-10	1,505	1,430	1,417	1,371	-
Al-Khair for Financial Inv. (NR)	VKHF	7,000	5.4	0.20	1,400	1.1	-	-47.4%	0	9M15	-	-	-	-	0.3	0.4	0.4	0.2	-348	-341	-128	-96	7,077	6,736	6,608	6,512	-
Bain Al-Nahrain Financial Inv.(NR)	VMES	1,000	0.8	1.00	1,000	0.8	-	-	0	9M15	2.7	189.6	-	20.6	0.7	0.9	1.0	1.0	367	6	-55	-14	1,236	1,125	1,033	1,041	-
AL-Wiaam for Financial Inv.	VWIF	2,000	1.6	0.89	1,780	1.4	-	-	0	FY15	88.0	31.1	-	-	1.4	1.4	1.3	1.0	42	113	-355	-71	2,268	2,184	1,829	1,714	-
Al-Zawraa for Financial Inv.	VZAF	1,150	0.9	0.46	529	0.4	-	-11.5%	0	FY15	-	40.7	49.6	-	-	0.9	0.6	0.4	8	33	19	-22	-	1,303	1,313	1,214	-
Total		13,150	10.2		6,829	5.3			22														12,755	13,441	13,000	12,517	
Money Transfer Sector																											
Al-Harir for Money Transfer(NR)	MTAH	45,000	34.9	-	-	-	-	-	0	9M15	-	-	-	-	-	-	-	-	-	49	114	242	-	15,228	15,374	45,764	-
Al-Taif Money Transfer(NR)	MTAI	38,000	29.5	2.55	96,900	75.1	-	-19.8%	0	9M15	-	-	-	165.9	-	-	-	-	186	533	691	-	25,500	39,182	45,947	-	
Al Muhaj Money Transfer(NR)	MTAM	15,000	11.6	-	-	-	-	-	0	9M15	-	-	-	-	-	-	-	-	-	189	46	195	-	15,230	15,272	45,425	-
Al-Iraqia For Money Transfer(NR)	MTIR	100,000	77.5	1.00	100,000	77.5	-	-	0	FY15	-	-	-	-	-	-	-	-	78	275	240	-	15,133	15,367	45,922	-	
Al-Manafaa Company for Money Transfer(NR)	MTMA	45,000	34.9	-	-	-	-	-	0	FY15	-	-	-	-	-	-	-	-	-	3	-35	50	-	15,018	14,983	44,986	-
Mouta for Remittance(NR)	MTMO	45,000	34.9	-	-	-	-	-	0	FY15	-	-	-	-	-	-	-	-	-	45	-58	68	-	15,207	15,149	45,237	-
Al-Motaman For Money Transfer(NR)	MTMT	100,000	77.5	1.00	100,000	77.5	-	-	0	9M15	1.00	-	-	-	-	-	-	1.0	-27	-14	103	-	10,109	15,099	100,224	Suspend/ISC	
Al-Nibal Al Arabiya for Money Transfer (NR)	MTNI	25,000	19.4	1.00	-	-	-	-	0	9M15	-	-	-	-	-	-	-	-	-	86	69	-114	-	15,311	25,379	45,306	-
Al-Noor For Money Transfer (NR)	MTNN	45,000	34.9	-	-	-	-	-	0	FY15	-	-	-	-	-	-	-	-	-	7	62	388	-	10,212	20,287	45,675	-
Nobles for Money Transfer(NR)	MTNO	30,000	23.3	-	-	-	-	-	0	FY15	-	-	-	-	-	-	-	-	-	343	148	438	-	10,477	20,602	45,438	-
Al-Rabita Almalia for Money Tr. (NR)	MTRA	45,000	34.9	-	-	-	-	-	0	9M15	-	-	-	-	-	-	-	-	-	19	8	110	-	15,111	15,117	45,240	-
Sama Baghdad Finance Transfer(NR)	MTSB	45,000	34.9	-	-	-	-	-	0	FY15	-	-	-	-	-	-	-	-	-	197	90	44	-	15,247	15,327	45,774	Suspend/ISC
United Arab Money Transfer(NR)	MTUA	45,000	34.9	1.00	45,000	34.9	-	-	0	FY15	-	-	-	-	-	-	-	-	68	140	127	-	46,050	46,169	46,021	Suspend/ISC	
Al-Waael for Money Transfer(NR)	MTWA	45,000	34.9	-	-	-	-	-	0	FY15	-	-	-	-	-	-	-	-	-	96	80	517	-	10,119	15,199	-	-
Total		668,000	483		341,900	265			0														0	233,951	288,507	646,959	
Grand Total		9,190,942	7,090		11,314,542	8,771			1,743,751														6,381,193	9,904,224	10,906,312	12,053,992	

Source: Iraq Stock Exchange

*Last Financials: The date of the most recent financial statements.

P/E (Last): While calculating P/E (Last), we divided "Current Mcap" to "trailing net profit" when the recently announced financial statements are for the interim period. For the companies which trailing profit cannot be calculated due to lack of information, we divided "Current Mcap" to "annualized YTD profit," while calculating P/E (Last). We adjusted unaudited profit before tax values by deducting 15% income tax, while calculating annualized YTD profit.

P/BV (Last): Calculated by dividing "Current Mcap" to "BV in its Last Financials".

**When the original shares resume trading, we start using the number of shares that the company will reach after the capital increase with the assumption that the capital increase was reflected to the price of the shares. We use the new capital in calculating Mcap, too.

Note: "Suspend/ISC" companies are not trading due to ISC Instructions.

"Suspend/GA" companies are not trading due to General Assembly Meetings

"(NR)": These are the companies which are trading in the Non-Regular market (in compliance with Iraq Securities Commission law numbered 132/9 on 20/12/2012). These companies were moved to the secondary market (non-regular) because of the decrease in their trading volume and the number of days that these companies are being traded for. Please note, according to the Regulations of the Secondary Market, in each trading session, the average share price will be calculated for each share. The maximum increase and decrease of +/- 20% will be based on the average price in the previous session. The price should be valid during three effective trading sessions after the listing, and it will be free in the first trading session after capital increasing.

For any inquiries, contact:

Research

Aysegul Ozge Ozgur (SVP, Head of Research)

aozgur@rs.iq

Tugba Tan (Analyst)

ttan@rs.iq

Ahmed Abdul - Ameer (Associate)

aameer@rs.iq

research@rs.iq

Tel: +90 212 219 2524

Trading

traders@rs.iq

Tel: +964 727 002 0407

Info

info@rs.iq

Tel: +964 (790) 133 1492

RS Bloomberg page: <RSIQ>

RS Website: RS.IQ



Asiacell has won “EMEA Finance’s Best IPO in EMEA award” in EMEA Finance’s Achievement Awards 2013.

(Arranger of the deal: Rabee Securities (RS))



Asiacell was named the winner of the corporate finance category in the 2013 Association of Corporate Treasures Middle East Deals (ACTME) of the Year Awards.

(Arranger of the deal: Rabee Securities (RS))



**TMT FINANCE MIDDLE EAST & NORTH AFRICA
2013 CONFERENCE & AWARDS WINNERS**

**EQUITY CAPITAL MARKETS DEAL OF THE YEAR -
ASIACELL IPO ADVISED BY RABEE SECURITIES**



**RS is a proud supporter of the Iraq Pavilion
in the Venice Biennale 2015.**

Baghdad HQ

903/14/19

Karada, Baghdad, Iraq

Tel: +964 727 002 0407

Erbil

Italian Village offices

Office Number: 32, Erbil, Iraq

Tel: +964 770 493 9999

Suleymani

Rand Gallery

Office No: 9, Floor:3 , Suleymani, Iraq

Tel: +964 770 651 9944

Istanbul Rep. Office

Halaskargazi cad. 103

No: 7A Osmanbey, Istanbul, Turkey

Tel: +90 212 219 2524

Mob: +90 539 456 4566

DISCLAIMER

This publication may not be reproduced, modified, or re-disseminated in whole or in part without the prior written permission of Rabee Securities. The information provided herein is of a general nature and for informational purposes only and is not intended to serve as an offer or solicitation with respect to the purchase or sale of any security, or as a recommendation to adopt any particular trading strategy. Such information is subject to change without prior notice. Although Rabee Securities obtains information from sources it considers reliable, Rabee Securities makes no representations or warranties, express or implied, as to the information's accuracy or completeness. Furthermore, such information may be incomplete or condensed. Rabee Securities, its affiliates, directors, employees, assigns, agents, and successors bear no liability for any errors or omissions in this publication or for any losses arising from the use of or reliance upon this information. This limitation on liability applies to direct, indirect, consequential, special, punitive, or other damages, as well as damages for loss of profits or business interruption. Investors shall bear all responsibility for investment decisions taken on the basis of the contents of this report. Rabee Securities strongly advises potential investors to seek financial guidance when determining whether an investment is appropriate to their needs. All estimates included in this report constitute Rabee Securities' opinion as of the date published on the report and are subject to change without notice.