

RS - Iraq Stock Exchange (ISX) Monthly Report

Rabee Securities (RS**)**

*Website: **RS.IQ***

*Bloomberg page: <**RS.IQ**>*

ISX - Performance

	End of May'16	Chn (m/m)	Chn (ytd)
CBI Auction Price of Iraqi Dinar (IQD/\$)	1182	-	-
Market Exchange Rate (IQD/\$)	1300	1.2%	6.8%
RSISX Closing (IQD)	695	-10.9%	-36.2%
Mcap of ISX (IQD bn)	10,835	-5.5%	-16.3%
Mcap of ISX (\$ mn)	8,335	-6.6%	-20.5%

	May'16	Chn (m/m)	Chn (y/y)
Trading Vol (IQD bn)	38	61%	-45%
Trading Vol (\$ mn)	29	60%	-46%
Traded Shares (bn)	156	192%	255%
Number of Transactions ('000)	10	-6%	1%
Foreigners' Share in Trading Vol. (%)	10.4%	-2.8ppt	0ppt

	5M16	Chn (y/y)
Trading Vol (IQD bn)	174	-19%
Trading Vol (\$ mn)	136	-20%
Traded Shares (bn)	385	57%
Number of Transactions ('000)	51	0%
Foreigners' Share in Trading Vol. (%)	16.7%	-5.9ppt

	End of Apr.'16	End of May'16
Number of ISX Companies*	98	98

No. of Companies Suspended from Trading due to		
General Assembly	1	2
ISC	14	16
Total Number of Suspended Comp.	15	18
Number of Tradable Companies	83	80

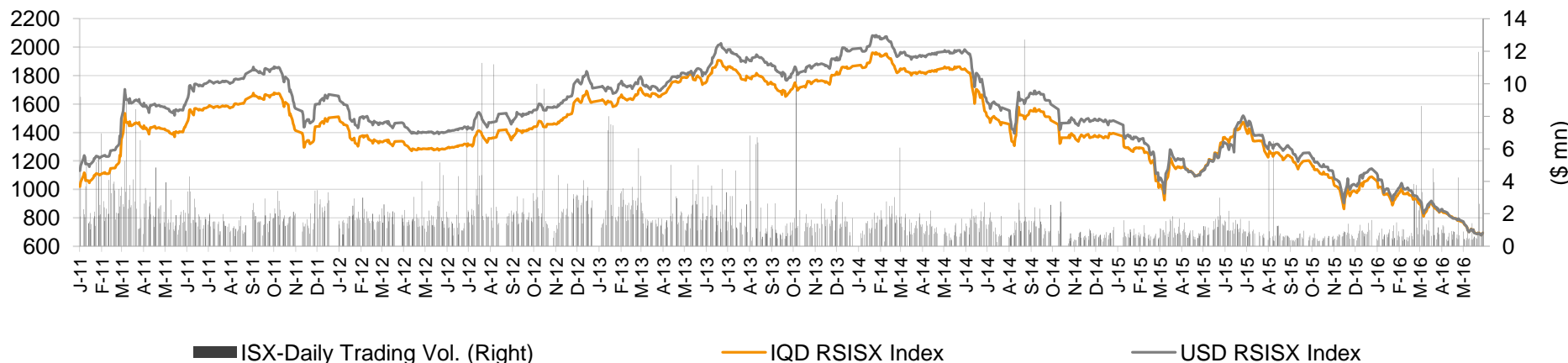
	Apr.'16 (m/m)	May'16 (m/m)
Number of Companies (Price Up)	18	10
Number of Companies (Price Down)	39	38

Source: RS, ISX

*22 of the listed companies are trading in the Non-Regular Market.

RSISX Index

Rabee Securities (RS) Index - RSISX Index

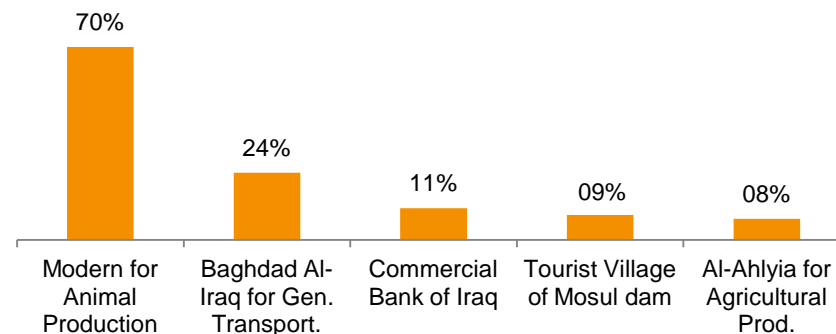


Source: RS, ISX

Top Five (May, 2016)

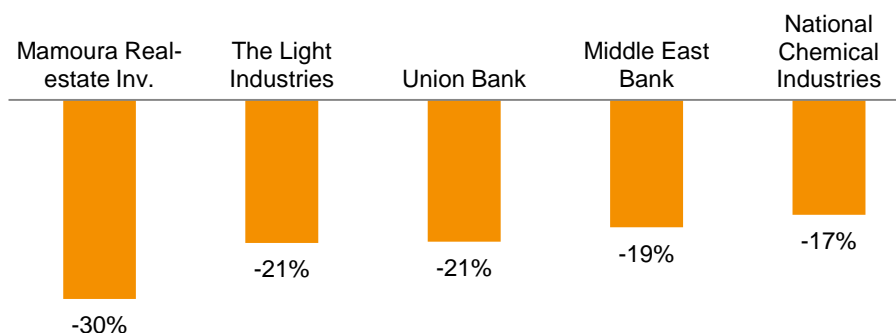
Best Performers

	ISX Code	Closing Price (IQD)*	% Chg. (m/m)
Modern for Animal Production	AMAP	0.68	70.0%
Baghdad Al-Iraq for Gen. Transport.	SBPT	14.25	24.3%
Commercial Bank of Iraq	BCOI	0.39	11.4%
Tourist Village of Mosul dam	HTVM	2.90	9.0%
Al-Ahlyia for Agricultural Prod.	AAHP	1.40	7.7%



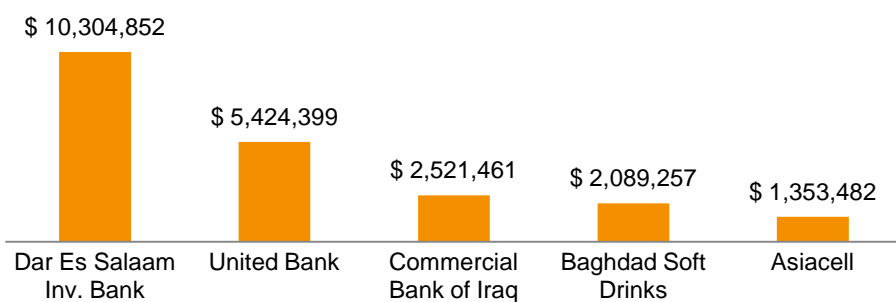
Worst Performers

	ISX Code	Closing Price (IQD)*	% Chg. (m/m)
Mamoura Real-estate Inv.	SMRI	2.10	-29.5%
The Light Industries	ITLI	0.26	-21.2%
Union Bank	BUOI	0.45	-21.1%
Middle East Bank	BIME	0.30	-18.9%
National Chemical Industries	INCP	0.39	-17.0%



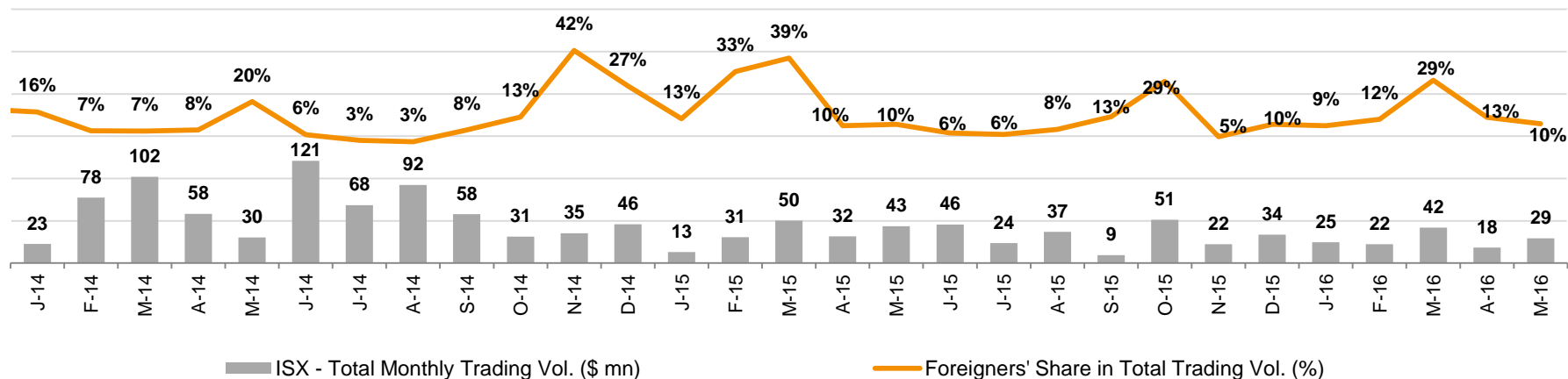
Top 5 Trading Volume

	ISX Code	Trading Vol. (\$)/m	Share in total T. Volume
Dar Es Salaam Inv. Bank	BDSI	10,304,852	35.3%
United Bank	BUND	5,424,399	18.6%
Commercial Bank of Iraq	BCOI	2,521,461	8.6%
Baghdad Soft Drinks	IBSD	2,089,257	7.2%
Asiacell	TASC	1,353,482	4.6%

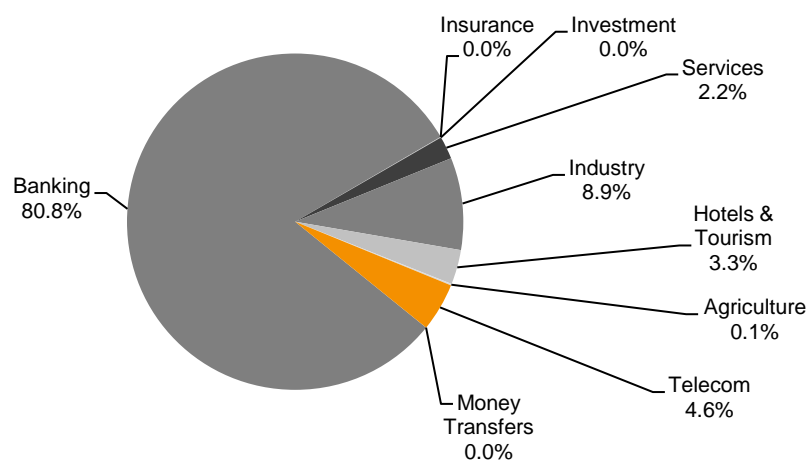


*As of 31/05/2016

ISX - Total Monthly Trading Volume (\$ mn) & Foreigners' Share in Total Trading Vol. (%)

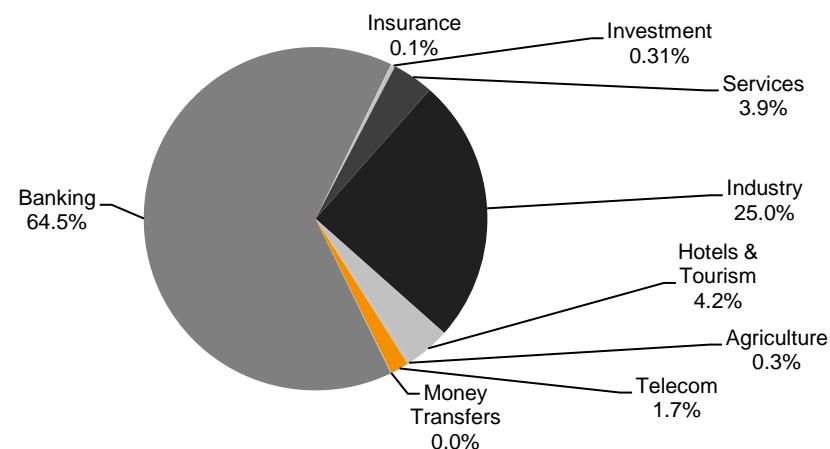


Breakdown of Total Trading Volume in May 2016 (\$29.2mn)



Source: RS, ISX

Breakdown of Total Trading Volume in the first 5 Months of 2016 (\$136.3mn)



Source: RS, ISX

Recent Corporate Actions

Company Name	ISX Code	Suspended from Trading	GA Date	Resumed Trading*	New Shares Resumed Trading	Rights issue (%)	Bonus issue (%)	Paid-in Capital BEFORE the increase (IQD bn)	Paid-in Capital AFTER the increase** (IQD bn)	Current Paid-in Capital (IQD bn)	Cash dividend (IQD per share)
Iraqi Agr. Prod. Mark. Meat	AIPM	26.10.2015	01.11.2015	05.11.2015	24.12.2015	-	11.1%	4.50	5.00	5.00	-
Modern Animal & Agr. Production***	AMAP	10.12.2015	15.12.2015	24.12.2015	-	-	10.0%	3.91	4.30	4.30	-
Bank of Baghdad	BBOB	11.05.2016	16.05.2016	24.05.2016	-	-	-	-	-	250.00	-
Commercial Bank of Iraq	BCOI	06.12.2015	08.12.2015	-	24.12.2015	-	-	-	-	250.00	0.03
Dijlah & Furat Bank	BDFD	19.01.2016	24.01.2016	04.02.2016	31.03.2016	-	5.7%	106.00	112.00	112.00	-
Elaf Islamic Bank	BELF	-	12.05.2015	21.09.2015	01.02.2016	22.0%	2.5%	200.00	250.00	250.00	-
Mosul Bank	BMFI	07.02.2016	10.02.2016	25.02.2016	-	-	-	-	-	252.50	-
Al-Mansour Bank	BMNS	06.03.2016	09.03.2016	-	15.03.2016	-	-	-	-	250.00	0.06
National Bank of Iraq	BNOI	23.05.2016	26.05.2016	-	-	-	-	-	-	250.00	-
Sumer Commercial Bank	BSUC	12.01.2016	17.01.2016	25.01.2016	-	-	-	-	-	250.00	-
Trans Iraq Bank for Investment (NR)	BTRI	15.03.2016	19.03.2016	-	31.03.2016	-	-	-	-	264.00	0.03
Ishtar Hotels	HISH	15.11.2015	18.11.2015	23.11.2015	31.01.2016	-	55.6%	2.25	3.50	3.50	-
National for Tourist Invest.	HNTI	21.10.2015	26.10.2015	04.11.2015	19.01.2016	-	15.0%	5.44	6.25	6.25	-
Palestine Hotel	HPAL	14.12.2015	17.12.2015	-	27.12.2015	-	-	-	-	4.47	0.40
Iraqi for Carton Manufact. & Trading	IICM	25.02.2016	01.03.2016	16.03.2016	-	-	-	-	-	7.59	-
Iraqi Date Processing&Mark.***	IIDP	02.02.2016	07.02.2016	09.02.2016	-	60.0%	-	17.30	27.60	27.60	-
Al-Iraqia for Money Transfer(NR)	MTIR	24.12.2015	04.01.2016	07.01.2016	24.01.2016	122.2%	-	45.00	100.00	100.00	-
Nobles for Money Transfer(NR)	MTNO	10.09.2015	-	27.12.2015	27.12.2015	50.0%	-	20.00	30.00	30.00	-
Al-Rabita Al-Maliya Co.(NR)	MTRA	30.05.2016	02.06.2016	-	-	-	-	-	-	45.00	-
AHliya For Insurance	NAHF	16.12.2015	21.12.2015	14.01.2016	-	-	-	-	-	2.50	-
Dar Al-Salam for Insurance	NDSA	01.05.2016	04.05.2016	10.05.2016	-	-	-	-	-	3.51	-
Iraqi Land Transport	SILT	26.01.2016	31.01.2016	17.02.2016	-	-	-	-	-	14.00	0.10
Mamoura Real-estate Inv.	SMRI	18.05.2016	23.05.2016	29.05.2016	-	-	-	-	-	19.20	-
AL-Nukhba for Construction	SNUC	10.05.2016	15.05.2016	22.05.2016	-	-	-	-	-	2.07	-
Al-Khatem Telecom	TZNI	16.05.2016	19.05.2016	-	26.05.2016	-	-	-	-	1829.78	0.12
AL- Batek Investment(NR)	VBAT	21.12.2015	24.12.2015	13.01.2016	-	-	-	-	-	1.00	-
AL-Wiaam for Financial Inv.	VWIF	25.04.2016	28.04.2016	05.05.2016	-	-	-	-	-	2.00	-

Source: RS, ISX

*If there is a capital increase, this date shows the date when original shares resumed trading.

**Paid-in Capital AFTER the increase shows the capital the company reached / will reach after the completion of the capital increase processes.

***When the original shares resume trading, we start using the number of shares that the company will reach after the capital increase with the assumption that the capital increase was reflected to the price of the shares.

Capital Increase and Cash Dividend Distribution Processes:

The first step in any capital increase or dividend distribution is announcing a General Assembly meeting. All companies have to announce that it will hold its General Assembly meeting 15 days prior to the meeting date. Shares are normally suspended from trading one week before any General Assembly meeting (Please note that the ex-date for capital increases and dividend distributions is referred to as "Trading-Suspension day"). Once a company's General Assembly meets, they vote on the capital increase percentage and how they will raise this amount (bonus/rights). General Assemblies also vote on the percentage of cash dividend distribution. When a company decides to increase its capital through a rights issue, they invite investors to subscribe for the newly offered shares. Subscription period is normally 30 days (the first 15 days is for the existing shareholders, the second 15 days for everyone else) that could be extended to 60 days if the offered shares are not fully subscribed. The Iraqi Company Registrar has to approve the capital increase (in both cases, bonus and rights issue). For cash dividend distribution, most companies decide to distribute cheques with the cash dividend amount and shareholders can go to a specified location to receive these cheques, usually banks. There is not strict timeline for this procedure; therefore, the process could take long time.

ISX Companies which are not trading due to General Assembly Meetings*

Company Name	ISX Code	Suspended from Trading	GA Date	Rights issue	Bonus issue	Cash dividend	Paid-in Capital BEFORE the increase	Paid-in Capital AFTER the increase
				(%)	(%)	(IQD per share)	(IQD bn)	(IQD bn)
Banking Sector								
National Bank of Iraq	BNOI	23.05.2016	26.05.2016	-	-	-	250.00	250.00
Money Transfer Sector								
Al-Rabita Al-Maliya for Money Transfer	MTRA	30.05.2016	02.06.2016	-	-	-	45.00	45.00

*As of 31/05/2016

Source: RS, ISX

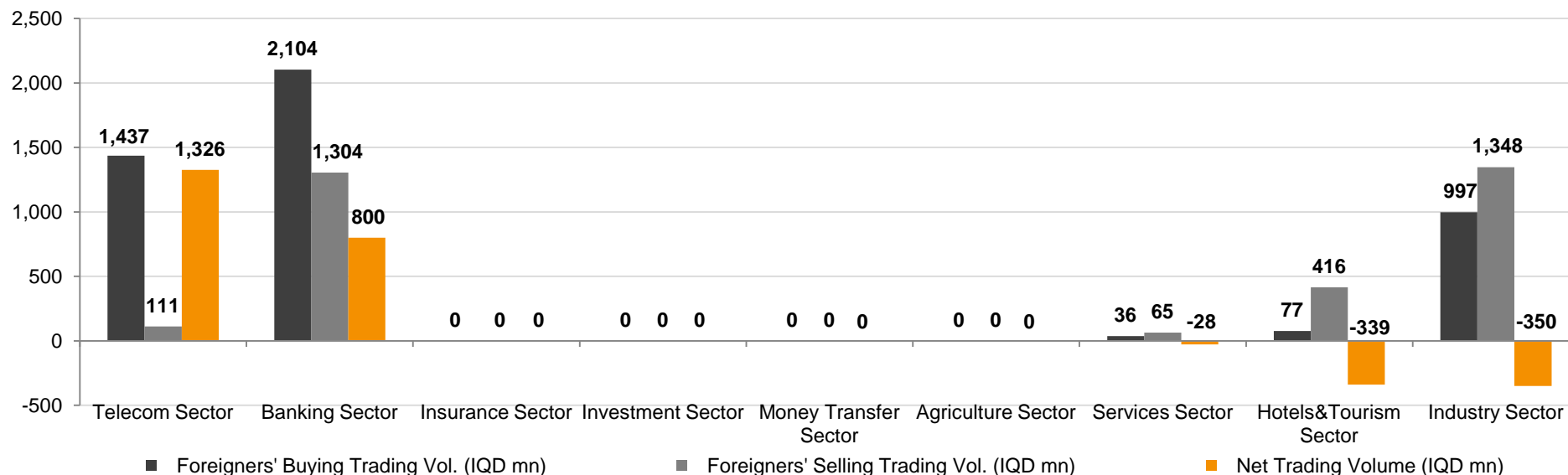
ISX Companies which are not trading due to Iraqi Securities Commission's (ISC) Decision*

Company Name / Sector Name	ISX Code	Suspended from Trading	Company Name / Sector Name	ISX Code	Suspended from Trading
Banking Sector			Agriculture Sector		
Economy Bank for Investment	BEFI	04.06.2014	Iraqi for Seed Production	AISP	07.12.2015
Industry Sector			Money Transfer Sector		
Electronic Industries	IELI	06.08.2015	Al-Motaman Money Transfer	MTMT	05.05.2016
Fallujah for Construction Mat.	IFCM	06.07.2015	Sama Baghdad Finance Transfer	MTSB	22.02.2016
Nationality Househ. Furniture	IHFI	06.07.2015	United Arab Money Transfer	MTUA	05.05.2016
Iraqi Date Processing and Marketing	IIDP	18.04.2016	Services Sector		
Modern Construction Mat.	IMCM	06.07.2015	Baghdad Motor Cars Servicing	SBMC	05.08.2012
Modern Paint Industries	IMPI	06.08.2015	Iraqi for General Transportation	SIGT	06.08.2015
North Soft Drinks	INSD	02.10.2013	Al-Mosul for Funfairs	SMOF	29.12.2014
Hotel Sector					
Mosul Dam Tourist Village	HTVM	06.04.2016			

*As of 31/05/2016

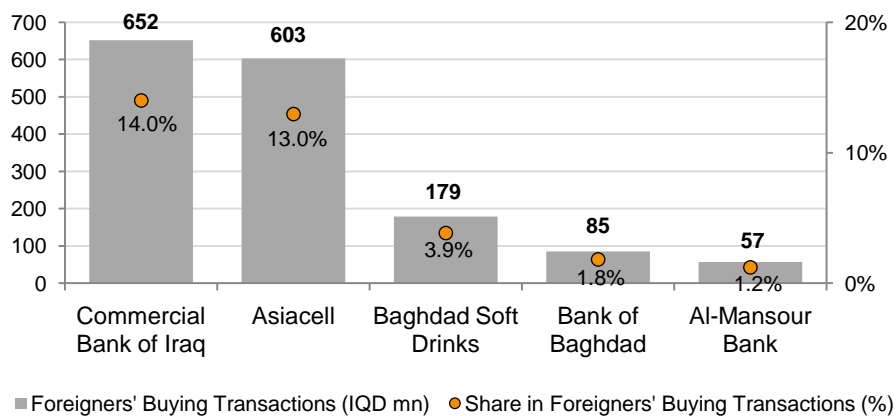
Source: RS, ISX

Foreigners' Transactions* (Ranked According to Net Trading Volumes) - May, 2016

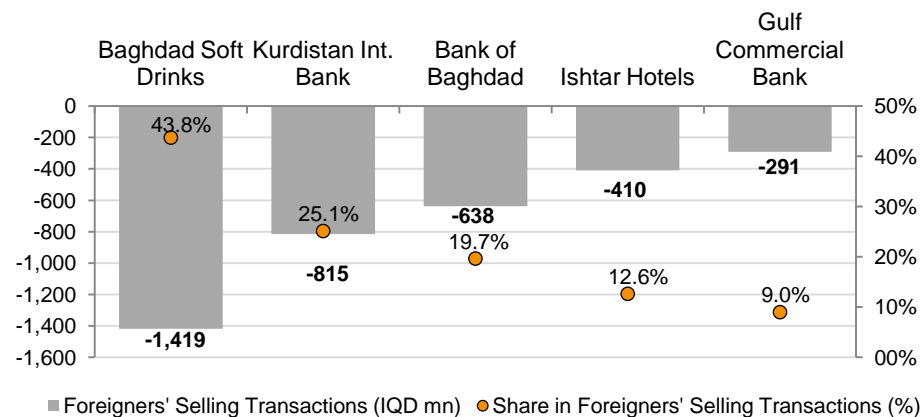


Source: RS, ISX
*Excluding Non-Regular Market

Top Five Companies according to Foreigners' Buying and Selling Transactions* (May, 2016)



*Excluding Non-Regular Market



*Excluding Non-Regular Market

Foreigners' Buying Transactions* (May, 2016)

Company Name	ISX Code	No. of Trans	No. of Traded Shares	Trading Volume (IQD)	Trading Volume (\$)
Banking Sector					
Ashur International Bank	BASH	3	1,061,865	306,147	236
Bank of Baghdad	BBOB	118	544,927,210	370,449,297	285,235
Commercial Bank of Iraq	BCOI	38	3,323,762,749	1,515,199,158	1,166,660
Dar es salam Investment Bank	BDSI	1	1,000,000	150,000	115
Gulf Commercial Bank	BGUC	1	500,000	165,000	127
Investment Bank of Iraq	BIBI	3	1,400,000	624,000	480
Iraqi Middle East Investment Bank	BIME	1	1,000,000	310,000	239
Kurdistan International Bank	BKUI	1	500,000	540,000	416
Mousil Bank	BMFI	1	1,000,000	180,000	139
Al-Mansour Bank	BMNS	78	251,907,436	214,281,321	164,990
National Bank of Iraq	BNOI	2	1,527,951	443,106	341
North Bank	BNOR	1	1,000,000	140,000	108
Credit Bank of Iraq	BROI	3	340,000	165,200	127
United Bank	BUND	1	1,000,000	220,000	169
Union Bank of Iraq	BUOI	5	1,000,000	490,000	377
TOTAL		257	4,131,927,211	2,103,663,228	1,619,760
Insurance Sector					
Gulf Insurance and Reinsurance	NGIR	1	100,000	36,000	28
TOTAL		1	100,000	36,000	28
Services Sector					
Mamoura Real estate Investment	SMRI	28	17,500,000	36,356,447	27,993
TOTAL		28	17,500,000	36,356,447	27,993
Industry Sector					
Baghdad Soft Drinks	IBSD	187	461,649,560	996,357,781	767,167
Al -HiLal Industries	IHLI	3	2,000,000	550,000	423
National Chemical &Plastic Industries	INCP	1	1,000,000	430,000	331
TOTAL		191	464,649,560	997,337,781	767,921
Hotel Sector					
Babylon Hotel	HBAY	33	1,497,064	37,335,736	28,747
Palestine Hotel	HPAL	37	4,104,649	39,887,895	30,713
TOTAL		70	5,601,713	77,223,631	59,460
Telecom Sector					
Asiacell Telecoms	TASC	94	317,398,663	1,436,944,613	1,106,406
TOTAL		94	317,398,663	1,436,944,613	1,106,406
Grand Total		641	4,937,177,147	4,651,561,700	3,581,568

Source: RS, ISX

*Excluding Non-Regular Market

Foreigners' Selling Transactions* (May, 2016)

Company Name	ISX Code	No. of Trans	No. of Traded Shares	Trading Volume (IQD)	Trading Volume (\$)
Banking Sector					
Bank of Baghdad	BBOB	101	327,548,710	219,864,410	169,289
Commercial Bank of Iraq	BCOI	83	452,462,143	144,741,215	111,447
Dar es salam Investment Bank	BDSI	7	36,500,000	5,475,000	4,216
Gulf Commercial Bank	BGUC	74	549,092,452	187,331,109	144,240
Investment Bank of Iraq	BIBI	48	114,864,017	51,803,252	39,887
Iraqi Middle East Investment Bank	BIME	59	266,877,370	81,976,265	63,119
Kurdistan International Bank	BKUI	70	307,659,000	330,420,720	254,414
Al-Mansour Bank	BMNS	41	149,896,329	127,904,714	98,483
National Islamic Bank	BNAI	4	620,000	620,000	477
North Bank	BNOR	78	599,115,903	82,446,226	63,481
Credit Bank Of Iraq	BROI	43	150,682,500	71,426,190	54,996
TOTAL		608	2,955,318,424	1,304,009,101	1,004,049
Services Sector					
Mamoura Real estate Investment	SMRI	83	26,962,289	64,630,627	49,764
AL-Nukhba for General Construction	SNUC	1	70,825	26,914	21
TOTAL		84	27,033,114	64,657,540	49,784
Industry Sector					
Baghdad Soft Drinks	IBSD	301	549,089,495	1,160,899,350	893,859
AL- Kindi of Veterinary Vaccines Drugs	IKLV	25	100,592,794	48,644,541	37,455
Al-Mansour Pharmaceuticals Industries	IMAP	121	215,600,000	129,525,582	99,731
National Chemical &Plastic Industries	INCP	9	20,500,000	8,495,000	6,541
TOTAL		456	885,782,289	1,347,564,473	1,037,586
Hotel Sector					
Babylon Hotel	HBAY	33	1,535,000	40,652,750	31,301
Ishtar Hotels	HISH	94	20,716,667	207,182,937	159,525
Mansour Hotel	HMAN	51	14,055,941	168,373,242	129,643
TOTAL		178	36,307,608	416,208,929	320,469
Telecom Sector					
Asiacell Telecoms	TASC	112	25,377,736	109,775,358	84,524
Al-Khatem Telecoms	TZNI	4	430,000	1,337,300	1,030
TOTAL		116	25,807,736	111,112,658	85,554
Grand Total		1,442	3,930,249,171	3,243,552,701	2,497,442

Source: RS, ISX

*Excluding Non-Regular Market

Monthly Transactions (May, 2016)

	ISX Code	Paid-in Capital		Closing*	Market Cap*		Monthly	Intra Month Closings		Trading	No of	No of traded	Monthly Turnover		Note
		(IQD mn)	(\$ mn)	Price (IQD)	(IQD mn)	(\$ mn)	Chg(%)	High	Low	Days	trans. (#)	shares (mn)	(IQD mn)	('000 \$)	
Telecom Sector															
Asiacell Communications PJSC	TASC	310,000	239	4.55	1,410,500	1,086.0	-12%	5.07	3.62	19	588	394	1,758	1,353	-
Al-Khatem Telecom	TZNI	1,829,783	1,409	2.93	5,366,753	4,132.2	0%	2.93	2.93	2	14	1	2	2	-
Total		2,139,783	1,648		6,777,253	5,218					602	395	1,760	1,355	
Banking Sector															
Ashur International Bank	BASH	250,000	192	0.27	67,500	52.0	-16%	0.32	0.27	13	57	189	56	43	-
Babylon Bank	BBAY	250,000	192	0.18	45,000	34.6	-14%	0.21	0.18	17	124	880	168	129	-
Bank of Baghdad	BBOB	250,000	192	0.71	177,500	136.7	-4%	0.71	0.62	12	683	2,245	1,502	1,157	-
Commercial Bank of Iraq	BCOI	250,000	192	0.39	97,500	75.1	11%	0.50	0.31	20	1,130	7,519	3,275	2,521	-
Dijlah & Furat Bank	BDFD	112,000	86	0.19	21,280	16.4	-10%	0.21	0.18	6	17	126	24	18	-
Dar Es Salaam Inv. Bank***	BDSI	250,000	192	0.15	37,500	28.9	-6%	0.16	0.14	19	301	94,894	13,383	10,305	-
Economy Bank	BEFI	250,000	192	0.72	180,000	138.6	-	0.72	0.72	-	-	-	-	-	Suspend/ISC
Elaf Islamic Bank	BELF	250,000	192	0.27	67,500	52.0	-4%	0.28	0.26	2	4	1	0	0	-
Gulf Commercial Bank	BGUC	300,000	231	0.34	102,000	78.5	-15%	0.39	0.32	20	506	2,905	982	756	-
Investment Bank of Iraq	BIBI	250,000	192	0.42	105,000	80.8	-16%	0.48	0.42	19	156	345	154	119	-
Iraqi Islamic Bank	BIIB	250,000	192	0.40	100,000	77.0	-7%	0.43	0.40	9	14	13	5	4	-
Iraqi Middle East Bank	BIME	250,000	192	0.30	75,000	57.7	-19%	0.37	0.27	20	308	2,057	607	468	-
Kurdistan Int. Bank	BKUI	400,000	308	1.00	400,000	308.0	-7%	1.08	1.00	16	105	368	395	304	-
Mosul Bank	BMFI	252,500	194	0.19	47,975	36.9	6%	0.19	0.17	20	350	4,598	806	621	-
Al-Mansour Bank	BMNS	250,000	192	0.85	212,500	163.6	-	0.90	0.84	18	192	453	388	298	-
National Islamic Bank	BNAI	251,000	193	1.00	251,000	193.3	-	1.00	1.00	2	4	1	1	0	-
National Bank of Iraq	BNOI	250,000	192	0.31	77,500	59.7	-	0.31	0.29	6	14	38	11	9	Suspend/GA
North Bank	BNOR	300,000	231	0.14	42,000	32.3	-13%	0.16	0.13	19	255	1,719	242	186	-
Credit Bank of Iraq	BROI	250,000	192	0.46	115,000	88.5	-10%	0.50	0.45	20	235	623	296	228	-
Sumer Commercial Bank	BSUC	250,000	192	0.90	225,000	173.2	-	0.90	0.90	18	68	1,388	1,249	962	-
Trans Iraq Bank for Investment (NR)	BTRI	264,000	203	0.67	176,801	136.1	-	0.67	0.67	-	-	-	-	-	-
United Bank	BUND	300,000	231	0.21	63,000	48.5	-9%	0.24	0.20	17	154	32,405	7,045	5,424	-
Union Bank	BUOI	252,000	194	0.45	113,400	87.3	-21%	0.57	0.45	4	11	2	1	1	-
Total		5,931,500	4,567		2,799,956	2,155.9					4,688	152,768	30,589	23,552	

Source: RS, ISX

Monthly Transactions (May, 2016)

Industry Sector	ISX Code	Paid-in Capital (IQD mn)	Closing* Price (\$ mn)	Market Cap* (IQD mn)	Monthly Chg(%)	Intra Month Closings High	Low	Trading Days	No of trans. (#)	No of traded shares (mn)	Monthly Turnover (IQD mn)	Note			
Baghdad for Packing Materials	IBPM	1,080	1	1.35	1,458	1.1	-	1.35	1.35	5	8	1	1	-	
Baghdad Soft Drinks	IBSD	133,000	102	2.02	268,660	206.9	-8%	2.24	1.99	20	1,159	1,284	2,713	2,089	-
Electronic Industries	IELI	18,000	14	1.01	18,180	14.0	-	1.01	1.01	-	-	-	-	-	Suspend/ISC
Fallujah for Construction Mat.	IFCM	3,120	2	1.51	4,711	3.6	-	1.51	1.51	-	-	-	-	-	Suspend/ISC
Nationality Househ. Furniture	IHFI	1,260	1	0.90	1,134	0.9	-	0.90	0.90	-	-	-	-	-	Suspend/ISC
Al-Hilal Industries	IHLI	12,375	10	0.23	2,846	2.2	-15%	0.29	0.23	18	94	328	81	62	-
Iraqi for Carton Manufact. & Trading	IICM	7,590	6	0.26	1,973	1.5	-4%	0.27	0.26	3	7	3	1	1	-
Iraqi Date Processing&Mark.***	IIDP	27,600	21	1.80	49,680	38.3	-	1.80	1.80	-	-	-	-	-	Suspend/ISC
Iraqi Engineering Works	IIEW	1,500	1	0.60	900	0.7	-	0.60	0.60	-	-	-	-	-	-
Iraqi For Tufted Carpets	IITC	500	0	4.30	2,150	1.7	-5%	4.55	4.30	6	7	0	1	1	-
Al -Khazer for Construction M.	IKHC	1,100	1	1.30	1,430	1.1	-	1.30	1.30	-	-	-	-	-	-
AL- Kindi of Veterinary Vac.	IKLV	5,940	5	0.51	3,029	2.3	2%	0.52	0.47	16	145	260	127	98	-
Al-Mansour Pharma. Ind.	IMAP	6,469	5	0.64	4,140	3.2	-2%	0.66	0.56	20	349	536	325	251	-
Modern Chemical Industries(NR)	IMCI	180	0	70.00	12,600	9.7	-9%	77.00	70.00	1	1	1	39	30	-
Modern Construction Mat.	IMCM	5,371	4	0.47	2,524	1.9	-	0.47	0.47	-	-	-	-	-	Suspend/ISC
Metallic Ind. and Bicycles	IMIB	7,500	6	0.55	4,125	3.2	-	0.55	0.55	-	-	-	-	-	-
Modern Sewing	IMOS	1,000	1	2.25	2,250	1.7	-4%	2.50	2.25	9	27	4	9	7	-
Modern Paint Industries	IMPI	9,214	7	1.25	11,517	8.9	-	1.25	1.25	-	-	-	-	-	Suspend/ISC
National Chemical Industries	INCP	15,188	12	0.39	5,923	4.6	-17%	0.47	0.39	10	32	59	25	19	-
North Soft Drinks	INSD	41,438	32	0.35	14,503	11.2	-	0.35	0.35	-	-	-	-	-	Suspend/ISC
Ready Made Clothes	IRMC	1,593	1	6.40	10,197	7.9	-	6.40	6.40	-	-	-	-	-	-
The Light Industries	ITLI	16,800	13	0.26	4,368	3.4	-21%	0.32	0.26	16	61	125	36	28	-
Total		317,817	245		428,301	329.8					1,890	2,601	3,359	2,586	
Hotels&Tourism Sector															
Ashour Hotel	HASH	376	0	4.50	1,694	1.3	-2%	4.75	4.25	11	31	6	29	22	-
Baghdad Hotel	HBAG	3,844	3	6.85	26,331	20.3	-10%	7.65	6.76	16	85	8	55	42	-
Babylon Hotel	HBAY	2,000	2	24.05	48,100	37.0	-13%	27.50	23.70	20	265	12	321	247	-
Ishtar Hotels	HISH	3,500	3	10.85	37,975	29.2	5%	10.85	9.80	17	202	37	374	288	-
Karbala Hotels	HKAR	5,000	4	1.60	8,000	6.2	-9%	1.75	1.60	2	2	0	1	0	-
Mansour Hotel	HMAN	2,923	2	11.95	34,930	26.9	-15%	14.00	11.90	11	92	20	237	183	-
National for Tourist Invest.	HNTI	6,253	5	7.50	46,899	36.1	-12%	8.48	7.50	15	64	3	24	19	-
Palestine Hotel	HPAL	4,470	3	10.50	46,935	36.1	6%	10.55	9.27	18	225	20	199	153	-
Al-Sadeer Hotel	HSAD	1,239	1	16.00	19,824	15.3	-4%	16.75	15.25	4	8	0	6	5	-
Mosul Dam Tourist Village	HTVM	240	0	2.90	696	0.5	9%	3.21	2.60	9	44	4	13	10	Suspend/ISC
Total		29,846	23		271,384	209.0					1,018	111	1,259	969	

Source: RS, ISX

Monthly Transactions (May, 2016)

	ISX Code	Paid-in Capital (IQD mn)	(\$ mn)	Closing* Price (IQD)	Market Cap* (IQD mn)	(\$ mn)	Monthly Chg(%)	Intra Month Closings		Trading Days	No of trans. (#)	No of traded shares (mn)	Monthly Turnover (IQD mn) ('000 \$)		Note
								High	Low						
Services Sector															
Al-Ameen Estate Inv.(NR)	SAEI	6,960	5	0.45	3,132	2.4	-	0.45	0.45	-	-	-	-	-	-
AL-Badia for General Trans	SBAG	2,200	2	0.72	1,584	1.2	-	0.72	0.72	1	1	0	0	0	-
Baghdad Motor Cars Servicing	SBMC	1,080	1	1.69	1,825	1.4	-	1.69	1.69	-	-	-	-	-	Suspend/ISC
Baghdad Passengers Transport	SBPT	1,000	1	14.25	14,250	11.0	24%	14.39	11.00	10	99	5	61	47	-
Iraqi for General Transp.***	SIGT	3,900	3	1.64	6,396	4.9	-	1.64	1.64	-	-	-	-	-	Suspend/ISC
Iraqi Land Transport	SILT	14,000	11	0.64	8,960	6.9	-11%	0.70	0.62	20	236	248	162	125	-
Kharkh Tour Amuzement City	SKTA	1,000	1	5.14	5,140	4.0	-1%	5.20	4.66	20	490	78	380	292	-
Al-Mosul for Funfairs	SMOF	400	0	14.52	5,808	4.5	-	14.52	14.52	-	-	-	-	-	Suspend/ISC
Mamoura Real-estate Inv.	SMRI	19,200	15	2.10	40,320	31.0	-30%	2.90	2.07	12	308	93	219	168	-
AL-Nukhba for Construction	SNUC	2,066	2	0.38	785	0.6	-3%	0.41	0.38	2	2	0	0	0	-
Total		51,806	40		88,200	67.9					1,136	423	821	632	
Agriculture Sector															
Al-Ahlyia for Agricultural Prod.	AAHP	575	0	1.40	805	0.6	8%	1.40	1.30	6	15	5	7	6	-
Iraqi Agr. Prod. Mark. Meat	AIPM	5,000	4	2.55	12,750	9.8	-3%	2.60	2.47	14	85	12	31	24	-
Iraqi Agricultural Products	AIRP	360	0	6.65	2,394	1.8	-	6.65	6.65	-	-	-	-	-	-
Iraqi for Seed Production	AISP	7,500	6	5.72	42,900	33.0	-	5.72	5.72	-	-	-	-	-	Suspend/ISC
Modern Animal & Agr. Production***	AMAP	4,297	3	0.68	2,922	2.2	70%	0.69	0.40	11	47	27	16	12	-
Middle East for Prod.- Fish	AMEF	300	0	7.30	2,190	1.7	-	7.30	7.30	5	5	0	0	0	-
Total		18,032	14		63,961	49.2					152	45	55	42	
Insurance Sector															
AHliya For Insurance	NAHF	2,500	2	0.33	825	0.6	-	0.33	0.33	-	-	-	-	-	-
Al-Ameen for Insurance	NAME	5,000	4	0.58	2,900	2.2	-	0.58	0.58	1	1	0	0	0	-
Dar Al-Salam for Insurance	NDSA	3,509	3	0.94	3,298	2.5	-	0.94	0.94	-	-	-	-	-	-
Gulf Insurance&Reinsurance***	NGIR	5,000	4	0.37	1,850	1.4	-5%	0.39	0.32	14	57	32	11	9	-
Al-Hamraa for Insurance (NR)	NHAM	5,000	4	0.64	3,200	2.5	-	0.64	0.64	-	-	-	-	-	-
Total		21,009	16		12,073	9.3					58	32	11	9	

Source: RS, ISX

Monthly Transactions (May, 2016)

ISX Code	Paid-in Capital (IQD mn)	Closing* Price (IQD)	Market Cap* (IQD mn)	Monthly Chg(%)	Intra Month Closings High	Low	Trading Days	No of trans. (#)	No of traded shares (mn)	Monthly Turnover (IQD mn)	Note					
Investment Sector																
Al-Ameen Financial Inv. (NR)	VAMF	1,000	1	1.40	1,400	1.1	-	-	1.40	1.40	-	-				
AL- Batek Investment(NR)	VBAT	1,000	1	0.72	720	0.6	-	-	0.72	0.72	2	2	0	0	0	-
Al-Khair for Financial Inv. (NR)	VKHF	7,000	5	0.20	1,400	1.1	-	-	0.20	0.17	2	8	81	15	12	-
Bain Al-Nahrain Financial Inv.(NR)	VMES	1,000	1	1.00	1,000	0.8	-	-	1.00	1.00	-	-	-	-	-	-
AL-Wiaam for Financial Inv.	VWIF	2,000	2	0.89	1,780	1.4	-	-	0.89	0.89	-	-	-	-	-	-
Al-Zawraa for Financial Inv.	VZAF	1,150	1	0.46	529	0.4	-	-	0.46	0.46	1	3	1	1	1	-
Total		13,150	10		6,829	5.3						13	83	16	12	
Money Transfer Sector																
Al-Harir for Money Transfer(NR)	MTAH	45,000	35	-	-	-	-	-	0.00	0.00	-	-	-	-	-	-
Al-Taif Money Transfer(NR)	MTAI	38,000	29	2.55	96,900	74.6	-	-	2.55	2.55	1	4	1	2	1	-
Al Muhej Money Transfer(NR)	MTAM	15,000	12	-	-	-	-	-	0.00	0.00	-	-	-	-	-	-
Al-Iraqia for Money Transfer(NR)	MTIR	100,000	77	1.00	100,000	77.0	-	-	1.00	1.00	1	2	1	1	1	-
Al-Manafaa Co. for Money Trans.(NR)	MTMA	45,000	35	-	-	-	-	-	0.00	0.00	-	-	-	-	-	-
Mouta for Remittance(NR)	MTMO	45,000	35	-	-	-	-	-	0.00	0.00	-	-	-	-	-	-
Al-Motaman for Money Transfer(NR)	MTMT	100,000	77	1.00	100,000	77.0	-	-	1.00	1.00	-	-	-	-	-	Suspend/ISC
Al Nibal Al Arabya for Money Tra. (NR)	MTNI	45,000	35	-	-	-	-	-	0.00	0.00	-	-	-	-	-	-
Alnoor for Money Transfer (NR)	MTNN	45,000	35	-	-	-	-	-	0.00	0.00	-	-	-	-	-	-
Nobles for Money Transfer(NR)	MTNO	30,000	23	-	-	-	-	-	0.00	0.00	-	-	-	-	-	-
Al-Rabita Al-Maliya Co.(NR)	MTRA	45,000	35	-	-	-	-	-	0.00	0.00	-	-	-	-	-	Suspend/GA
Sama Baghdad Finance Transfer(NR)	MTSB	45,000	35	-	-	-	-	-	0.00	0.00	-	-	-	-	-	Suspend/ISC
United Arab Money Transfer(NR)	MTUA	45,000	35	1.00	45,000	34.6	-	-	1.00	1.00	-	-	-	-	-	Suspend/ISC
Al-Waeel for Money Transfer(NR)	MTWA	45,000	35	-	-	-	-	-	0.00	0.00	-	-	-	-	-	-
Total		688,000	530		296,900	229						6	2	3	2	
Grand Total		9,210,942	7,092		10,744,856	8,273						9,563	156,459	37,873	29,161	

Source: RS, ISX

*As of 31/05/2016

***When the original shares resume trading, we start using the number of shares that the company will reach after the capital increase with the assumption that the capital increase was reflected to the price of the shares. We use the new capital in calculating Mcap.

Note: "(NR)": These are the companies which are trading in the Non-Regular market (in compliance with Iraq Securities Commission law numbered 132/9 on 20/12/2012). These companies were moved to the secondary market (non-regular) because of the decrease in their trading volume and the number of days that these companies are being traded for. Please note, according to the Regulations of the Secondary Market, in each trading session, the average share price will be calculated for each share. The maximum increase and decrease of +/- 20% will be based on the average price in the previous session. The price should be valid during three effective trading sessions after the listing, and it will be free in the first trading session after capital increasing.

For any inquiries, contact:

Research

Aysegul Ozge Ozgur (SVP, Head of Research)

aozgur@rs.iq

Tugba Tan (Analyst)

ttan@rs.iq

Ahmed Abdul - Ameer (Associate)

aameer@rs.iq

research@rs.iq

Tel: +90 212 219 2524

Trading

traders@rs.iq

Tel: +964 727 002 0407


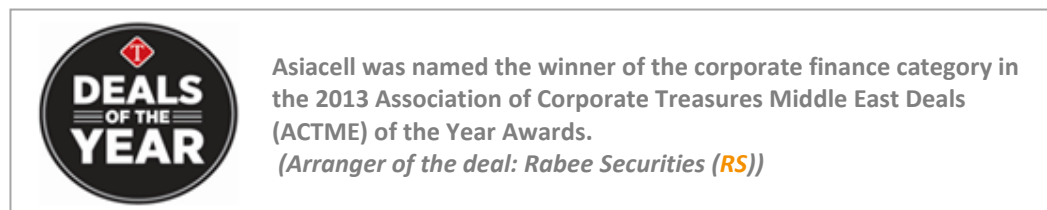
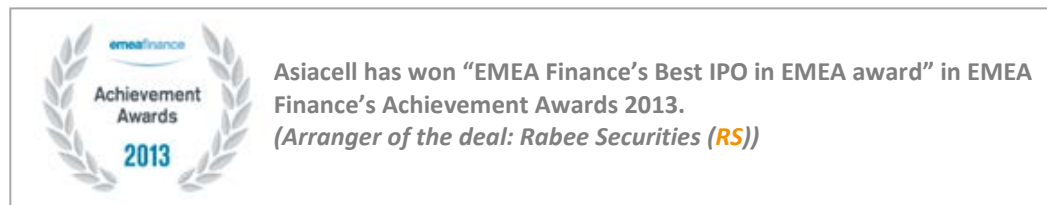
Info

info@rs.iq

Tel: +964 (790) 133 1492

RS Bloomberg page: <RSIQ>

RS Website: RS.IQ



Baghdad, HQ

903/14/19

Karada

Baghdad, Iraq

Tel: +964 (727) 002 0407

Erbil

Italian Village Offices

Office No: 32

Erbil, Iraq

Tel: +964 (770) 473 9999

Suleymani

Rand Gallery

Office No: 9, Floor:3

Suleymani, Iraq

Tel: +964 (770) 651 9944

Istanbul Rep. Office

Halaskargazi cad. No:103/7A

Osmanbey, Istanbul, Turkey

Tel: +90 (212) 219 2524

Mob: +90 539 456 4566

DISCLAIMER

This publication may not be reproduced, modified, or re-disseminated in whole or in part without the prior written permission of Rabee Securities. The information provided herein is of a general nature and for informational purposes only and is not intended to serve as an offer or solicitation with respect to the purchase or sale of any security, or as a recommendation to adopt any particular trading strategy. Such information is subject to change without prior notice. Although Rabee Securities obtains information from sources it considers reliable, Rabee Securities makes no representations or warranties, express or implied, as to the information's accuracy or completeness. Furthermore, such information may be incomplete or condensed. Rabee Securities, its affiliates, directors, employees, assigns, agents, and successors bear no liability for any errors or omissions in this publication or for any losses arising from the use of or reliance upon this information. This limitation on liability applies to direct, indirect, consequential, special, punitive, or other damages, as well as damages for loss of profits or business interruption. Investors shall bear all responsibility for investment decisions taken on the basis of the contents of this report. Rabee Securities strongly advises potential investors to seek financial guidance when determining whether an investment is appropriate to their needs. All estimates included in this report constitute Rabee Securities' opinion as of the date published on the report and are subject to change without notice.