

For any inquiries, contact:

Research

Aysegul Ozge Ozgur

SVP, Head of Research (aozgur@rs.iq)

Tugba Tan

Analyst (ttan@rs.iq)

Ahmed Abdul - Ameer

Associate (aameer@rs.iq)

research@rs.iq

Trading

traders@rs.iq

Address: 903/14/19

Karada, Baghdad-Iraq

Tel: +964 (0) 727 002 0407

info@rs.iq

RS Website: RS.IQ

RS Bloomberg page: <RSIQ>

Closing prices for the shares traded on the ISX are now available on Bloomberg.

DISCLAIMER

This publication may not be reproduced, modified, or re-disseminated in whole or in part without the prior written permission of Rabee Securities. The information provided herein is of a general nature and for informational purposes only and is not intended to serve as an offer or solicitation with respect to the purchase or sale of any security, or as a recommendation to adopt any particular trading strategy. Such information is subject to change without prior notice. Although Rabee Securities obtains information from sources it considers reliable, Rabee Securities makes no representations or warranties, express or implied, as to the information's accuracy or completeness. Furthermore, such information may be incomplete or condensed. Rabee Securities, its affiliates, directors, employees, agents, and successors bear no liability for any errors or omissions in this publication or for any losses arising from the use of or reliance upon this information. This limitation on liability applies to direct, indirect, consequential, special, punitive, or other damages, as well as damages for loss of profits or business interruption. Investors shall bear all responsibility for investment decisions taken on the basis of the contents of this report. Rabee Securities strongly advises potential investors to seek financial guidance when determining whether an investment is appropriate to their needs. All estimates included in this report constitute Rabee Securities' opinion as of the date published on the report and are subject to change without notice.

Weekly Bulletin

Table (1.0): Weekly Value Traded

IQD15,186,566,000

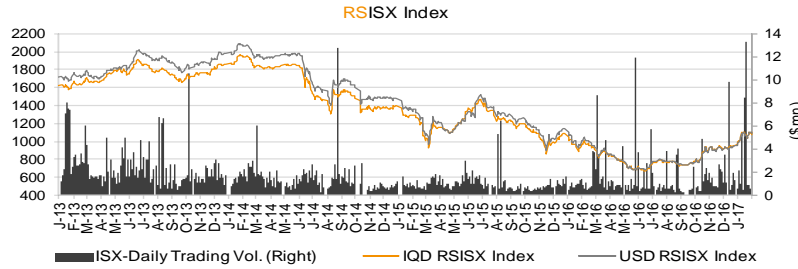


Table (1.1): ISX - Total Monthly Trading Vol. (\$ mn) & Foreigners' Share in Total T. Vol. (%)

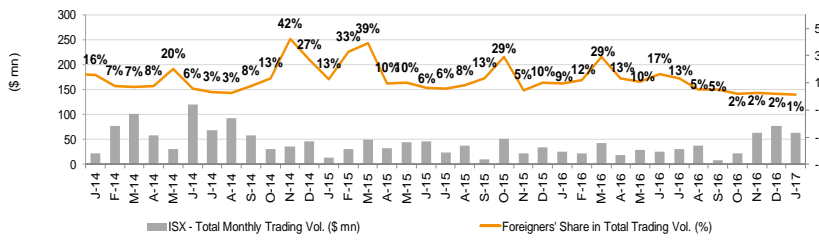


Table (1.2): Best Performers - Weekly

Code	Price (IQD)	Price Chg/w
BNOI	0.590	7.3%
BIME	0.580	5.5%
IITC	6.350	5.0%
HSAD	18.700	4.5%
BBOB	1.070	3.9%

Table (1.3): Worst Performers - Weekly

Code	Price (IQD)	Price Chg/w
NAHF	0.660	-17.5%
TASC	5.500	-12.7%
IBSD	2.600	-11.6%
BIIB	0.630	-10.0%
IRMC	11.150	-6.7%

Table (1.4): RSISX Index Vs. Neighbour Market S.E.

Index	Close	Chg. /w	Chg. /YTD
RSISX IND-IQD	1,076	-2.7%	12.1%
EGYPT	12,806	-2.0%	3.7%
KUWAIT	6,844	-0.1%	19.1%
SAUDI	7,099	-0.5%	-1.5%
MUSCAT	5,803	0.9%	0.3%
QATAR	10,570	-3.8%	1.3%
DUBAI	3,624	-2.1%	2.6%
ABUDHABI	4,446	-3.8%	-2.2%
BAHRAIN	1,308	0.6%	7.2%
TURKEY	88,389	5.4%	13.1%
IRAN	77,415	-0.8%	-2.9%

Table (1.5): Top 5 Traded Vol. - w

Code	Price	Trad.Vol./w
	IQD	IQD\$bn / \$mn
BZII	1.000	9.8 / 7.6
BKUI	1.260	0.8 / 0.6
BGUC	0.540	0.6 / 0.5
IBSD	2.600	0.5 / 0.4
BBOB	1.070	0.5 / 0.4

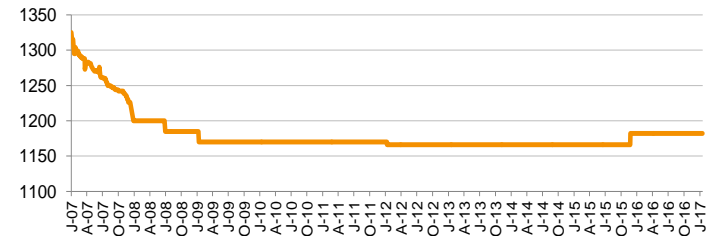
In the last session of the week (Thursday), 34 companies were able to trade and 19 companies were unable to do so mainly due to their General Assembly Meeting or ISX / ISC Instructions.

CBI auction price of Iraqi Dinar remained stable at 1182 to the dollar, while exchange rate of Iraqi Dinar realized at 1290 as end of the week. Volumes for the week reached IQD15.2bn (\$11.8mn), and the numbers of shares traded reached 15.8bn.

Foreigners executed total 400 transactions this week. They executed 171 buying transactions amounted at IQD355mn (\$275K) and 229 selling transactions amounted at IQD311mn (\$241K). Thus, net purchases of foreigners reached IQD43.6mn (\$33.8K) while their share in total trading volume was 2.2%.

Table (1.6): Iraqi Dinar Value (CBI Auction Price)

1USD= (1182)



News from Iraq

Politics

- U.S.-led Coalition forces said Iraqi forces have secured 60% of ISIS-held territory in Mosul since the Coalition-backed forces began the offensive to liberate the city. According to the Coalition spokesman, ISIS has lost trust in some of its fighters and some have subsequently been executed. (NRT tv)
- Iraq will not retaliate to U.S. President Donald Trump's travel ban against Iraqi nationals because it does not want to lose Washington's cooperation in the war on ISIS, Prime Minister Haider al-Abadi said on Tuesday. (Iraqi News)
- The Kurdistan Democratic Party (KDP) and the Patriotic Union of Kurdistan (PUK) will prepare a joint project based on current issues in the Kurdistan Region, a politician told reporters on Sunday. PUK Politburo member Saadi Ahmed Pira said the project, which aims to resolve issues and governance, will then be given to other political parties in the region. (NRT tv)

Economics

- The United Nations Development Programme (UNDP) signed a project document in Baghdad with the Office of the Prime Minister of Iraq to establish a Funding Facility for Economic Reform (FFER). Through the Facility, UNDP will support the Government of Iraq to address key economic challenges and invigorate the reform agenda. Diversifying the economy, increasing national income and improving the management of national assets will be of specific focus. (Iraq Business News)
- Iraq is looking for foreign partners to build and operate a second venture to process gas released as a by-product of oil production in its southern fields, state-run South Gas Company said on Tuesday. The new venture will collect gas currently being flared because of a lack of processing capacity, South Gas Company director said in Basra, southern Iraq. (Zawya)
- Over 700,000 people who are currently on the Kurdish government's payroll have so far registered in the electronic payment system, which is designed to reduce corruption in workplaces and enhance transparency in the Kurdistan Region, officials said Tuesday. (Iraq D. J.)

ISX, ISC & CBI Announcements

- Al-Kindi of Veterinary Vaccines Drugs (IKLV) will hold AGM* on Feb. 12, 2017 to discuss and approve 2015 annual financial results. ISX will suspend trading of IKLV starting on Feb. 7, 2017.
- A cross transaction occurred on 9.75bn shares of Zain Al-Iraq Islamic Bank for Investment (BZII) on Feb. 1, 2017, which represents 3.9% of BZII capital.
- Zain Iraq (TZNI), a unit of Kuwait's Zain Group, has appointed Ali al-Zahid as chief executive officer effective Feb. 1, the company said on Tuesday. An Austrian national with Iraqi roots, Al-Zahid most recently held the position of Chief Commercial Officer of Zain Iraq, which he assumed in June 2015 having joined the organization as Director of Sales in Sep. 2013. (Zawya)
- Babylon Bank (BBAY) will hold AGM* on Feb. 4, 2017 to discuss and approve 2014 and 2015 annual financial results. ISX suspended trading of BBAY starting on Jan. 31, 2017.
- ISX requested Metallic & Bicycles Industries (IMIB)'s 2015 annual financial results that will be discussed in their AGM* on Feb. 28, 2017.
- Babylon Hotel (HBAY) announced that shareholders who did not receive their dividends from 1997 to 2001 should visit the company and collect their cash dividends.
- Al-Junoob Islamic Bank for Investment applied on Jan. 30, 2017 to be listed on the ISX. ISX replied the bank on Jan. 31, 2017 and asked the bank to submit a number of documents for the board of governors to review the application.
- National Company for Publication and Distribution (delisted) will hold a GA on Feb. 22, 2017 to discuss the current situation of the company, liquidating the company and electing a new BoD if liquidation wasn't voted for.

Table (1.7): Dividend Distributions by ISX Listed Companies (2014-2015-2016-2017)

Company Name	ISX Code	Ex-dividend date	Ex-dividend date closing share price (IQD per share)	Dividend (IQD per share)	Dividend Yield (%)
Al-Ahliya for Agricultural Production	AAHP	19-Oct-16	1.47	0.034	2.3%
Iraqi Agricultural Products	AIRP	11-Jul-16	7.70	0.250	3.2%
		11-Jun-15	9.72	0.500	5.1%
		7-Aug-14	13.60	0.500	3.7%
Iraqi for Seed Production	AISP	25-Sep-16	6.05	0.750	12.4%
		29-Mar-15	8.30	0.600	7.2%
		6-Mar-14	8.25	0.500	6.1%
Middle East for Prod.- Fish	AMEF	25-Aug-16	7.10	0.200	2.8%
		8-Jul-15	7.36	0.250	3.4%
		16-Oct-14	8.58	0.200	2.3%
Ashur Bank	BASH	5-Jul-15	0.60	0.039	6.5%
		24-Jun-14	0.86	0.050	5.9%
Bank of Baghdad	BBOB	21-Jun-15	1.58	0.080	5.1%
		15-Jul-14	1.45	0.110	7.6%
Commercial Bank	BCOI	2-Dec-15	0.45	0.033	7.3%
		29-Dec-14	0.66	0.037	5.6%
Gulf Commercial Bank	BGUC	22-Aug-16	0.39	0.010	2.6%
		25-Jun-15	0.95	0.110	11.6%
Investment Bank	BIBI	27-Aug-15	0.81	0.080	9.9%
		27-Aug-14	1.00	0.102	10.2%
Islamic Bank	BIIB	24-Jul-16	0.45	0.060	13.3%
		3-Jul-14	1.07	0.090	8.4%
Iraqi Middle East Bank	BIME	18-Jul-16	0.41	0.010	2.3%
		10-Jul-14	0.98	0.100	10.2%
Al-Mansour Bank	BMNS	3-Mar-16	0.87	0.060	6.9%
		15-Mar-15	0.86	0.050	5.8%
		17-Feb-14	1.85	0.060	3.2%
National Islami Bank	BNAI	7-Aug-16	1.15	0.100	8.7%
		22-Jun-15	1.20	0.100	8.3%
National Bank	BNOI	5-Jul-15	0.81	0.020	2.5%
		16-Jun-14	0.77	0.040	5.2%
Trans Iraq Bank for Investment	BTRI	14-Mar-16	0.70	0.030	4.3%
United Bank	BUND	29-Nov-15	0.42	0.020	4.8%
		10-Dec-14	0.77	0.090	11.7%
Baghdad Hotel	HBAG	10-Sep-15	7.65	0.100	1.3%
Ishtar Hotel	HISH	22-Dec-16	13.3	0.200	1.5%
National for Tourist Invest.	HNTI	4-Jul-16	8.51	0.060	0.7%
		4-Sep-14	21.00	0.166	0.8%
Palastine Hotel	HPAL	13-Dec-15	9.45	0.400	4.2%
Baghdad Soft Drinks	IBSD	12-Jun-16	1.97	0.100	5.1%
		11-Jun-14	2.97	0.050	1.7%
Iraqi For Tufted Carpets	IITC	20-Oct-16	5.1	0.350	6.9%
		2-Jun-15	4.05	0.250	6.2%
		5-Jun-14	4.25	0.250	5.9%
Al-Mansour Pharma. Ind.	IMAP	26-Sep-16	0.62	0.047	7.6%
		28-May-15	0.73	0.040	5.5%
		8-May-14	0.83	0.070	8.4%
Modern Chemical Industries(NR)	IMCI	28-Aug-16	70.00	0.600	0.9%
		23-Apr-15	95.00	0.500	0.5%
		12-Jun-14	39.80	0.500	1.3%
Modern Sewing	IMOS	24-Jul-16	3.21	0.250	7.8%
Al-Noor for Money Transfer	MTNN	29-Aug-16	-	0.550	-
Al-Nobles for Money Transfer	MTNO	30-Aug-16	-	0.600	-
Al-Hamraa Insurance	NHAM	11-Oct-16	0.64	0.216	33.8%
Baghdad Passengers Transport	SBPT	26-Oct-16	13.40	0.800	6.0%
		2-Nov-15	16.80	0.400	2.4%
Iraqi Land Transport	SILT	27-Jan-14	2.27	0.100	4.4%
Asiacell Communications PJSC	TASC	8-Jan-17	6.80	0.250	3.7%
		15-May-14	19.00	1.500	7.9%
Al-Khatem Telecom	TZNI	15-May-16	3.05	0.118	3.9%

Note: According to Iraqi securities rules, the ex-date is the last trading session before the Annual General Assembly Meeting (AGM). Shareholders who own the shares before or at the market close on the ex-date have the right to receive dividend and/or bonus shares and participate in the rights issue at the book value. We calculate dividend yields by dividing dividend per share to the closing price before the AGM.

Source: Iraq Stock Exchange (ISX), Iraqi Securities Commission (ISC), Rabee Securities (RS)

Table (1.8): Iraq Stock Exchange (ISX) Dividend Yields

Iraq Stock Exchange (ISX) - Dividend Yields				
	2013	2014	2015	12 month trailing
Average Dividend Yield (%) of All ISX Stocks	0.7%	1.2%	1.0%	1.4%
Average Dividend Yield (%) of Non-Zero Dividend Yields of ISX Stocks	5.8%	6.4%	5.5%	6.5%
Average Dividend Yield (%) of All Top-20 ISX Stocks (by Mcap)	1.0%	3.8%	2.5%	2.5%
Average Dividend Yield (%) of Non-Zero Dividend Yields of Top-20 ISX stocks	6.7%	7.6%	7.1%	5.6%

Note While calculating the dividend yields for the ISX for different periods, we grouped the ISX listed companies based on the date when the shares resumed trading following the dividend distribution decision taken in the AGM.

Source: Iraq Stock Exchange (ISX), Iraqi Securities Commission (ISC), Rabee Securities (RS)

Table (1.9): Financial Statement Announcements (this week)

Sector / Company Name	ISX Code	Profit (Loss) Before Tax (IQD '000)			Profit (Loss) Before Tax (\$)		
		FY15	FY16	Y/Y Change (%)	FY15	FY16	Y/Y Change (%)
Banking Sector							
Dar Es Salaam Inv. Bank	BDSI	8,510,550	7,495,908	-12%	6,781,956	5,819,457	-14%
Investment Bank of Iraq	BIBI	20,864,891	12,111,000	-42%	16,626,984	9,402,389	-43%
North Bank	BNOR	-5,531,000	-23,354,000	-	-4,407,588	-18,130,905	-
Insurance Sector							
Dar Al-Salam for Insurance	NDSA	281,699	169,340	-40%	224,482	131,467	-41%
Money Transfer Sector							
Nobles for Money Transfer	MTNO	290,240	137,488	-53%	231,289	106,739	-54%
Average IQD/US\$*					1,255	1,288	3%

Source: Iraq Stock Exchange (ISX), Iraqi Securities Commission (ISC), Rabee Securities (RS)

* We calculate average IQD/US\$ by calculating the average market price of IQD.

Note: Follow Rabee Securities (RS) on Twitter, join Facebook and LinkedIn groups.



Table (2.0): Performance of Traded Shares

Code	Paid-in Capital (IQD mn)		Closing Price (IQD)	Market Cap (IQD mn)		Weekly Chg (%)	YTD Chg (%)	Wk. Turnover (IQD'000)	Last Fin.*	P/E				P/BV				Profit Before Tax (IQD mn)				BV (IQD mn)				Note				
	(\$ mn)	(\$ mn)		(\$ mn)	(\$ mn)					FY13	FY14	FY15	Last*	FY13	FY14	FY15	Last*	FY12	FY13	FY14	FY15	Last*	FY12	FY13	FY14		FY15	Last*		
Telecom Sector																														
Asiacell Communications PJSC	TASC	310,000	240.3	5.50	1,705,000	1,321.7	-12.7%	-9.8%	307,133	6M16	8.6	10.2	41.5	58.5	2.6	1.9	1.2	0.9	662,170	580,505	344,709	53,522	27,860	1,896,231	1,936,712	1,876,403	1,929,873	1,957,733	-	
Al-Khatem Telecom	TZNI	1,829,783	1,418.4	4.25	7,776,576	6,028.4	-1.6%	30.4%	903	6M16	-	-	40.1	142.6	-	-	2.5	3.7	-	-	299,659	142,003	31,311	-	2,102,044	2,401,703	2,271,919	2,114,338	-	
Total		2,139,783	1,659		9,481,576	7,350.1			308,036										662,170	580,505	644,368	195,525	59,171	1,896,231	4,038,756	4,278,106	4,201,792	4,072,071		
Banking Sector																														
Al-Arabiya Islamic Bank	BAAI	250,000	193.8	1.00	250,000	193.8	-	-	0	-	-	-	-	-	-	-	-	-	-	-	-	-	-	-	-	-	-	-	-	-
Ashur International Bank	BASH	250,000	193.8	0.46	115,000	89.1	-	35.3%	46,221	FY16	9.9	24.1	10.0	-	0.7	0.9	0.4	0.4	19,796	19,186	13,367	14,425	-4,161	170,524	230,926	269,274	270,190	262,311	-	
Babylon Bank	BBAY	250,000	193.8	0.44	110,000	85.3	2.3%	33.3%	449,984	FY16	29.5	14.4	20.3	14.3	0.7	0.4	0.3	0.4	5,877	4,901	5,744	5,328	9,069	111,969	160,932	190,145	244,724	266,934	Suspend/GA	
Bank of Baghdad	BBOB	250,000	193.8	1.07	267,500	207.4	3.9%	17.6%	500,468	9M16	16.1	13.9	51.2	-	1.8	1.3	1.1	0.9	29,638	38,797	32,847	13,261	19,726	207,253	291,262	292,419	268,488	287,684	-	
Commercial Bank of Iraq	BCOI	250,000	193.8	0.63	157,500	122.1	3.3%	31.3%	164,387	9M16	15.5	17.9	14.1	23.0	0.7	0.6	0.4	0.6	14,310	10,689	10,462	8,109	6,062	143,200	196,579	284,385	274,201	279,850	-	
Dijah & Furat Bank	BDFD	112,000	86.8	0.25	28,000	21.7	-	-10.7%	0	9M16	16.8	167.6	0.6	0.6	0.8	1.4	0.2	0.2	8,390	6,440	1,138	54,944	950	115,418	120,638	118,239	166,612	167,562	Suspend/ISC	
Dar Es Salaam Inv. Bank***	BDSI	250,000	193.8	0.13	32,500	25.2	-	-	0	FY16	10.2	11.8	9.3	5.1	1.0	0.8	0.4	0.2	19,158	19,543	13,655	8,511	7,496	127,088	168,881	180,480	189,020	185,244	Suspend/ISC	
Economy Bank	BEFI	250,000	193.8	0.72	180,000	139.5	-	-	0	3M14	33.0	-	-	23.3	0.9	-	-	0.8	32,188	7,385	-	-	5,143	138,692	216,051	-	-	230,938	Suspend/ISC	
Elaf Islamic Bank	BELF	250,000	193.8	0.36	90,000	69.8	-2.7%	24.1%	1,652	9M16	15.1	25.6	-	-	0.7	0.8	0.4	0.3	12,663	9,317	6,739	418	3,478	133,382	173,248	178,974	254,622	258,191	-	
Gulf Commercial Bank	BGUC	300,000	232.6	0.54	162,000	125.6	3.8%	20.0%	645,990	FY16	6.1	7.5	15.5	32.6	0.9	0.8	0.5	0.5	36,343	56,027	42,753	13,913	5,855	149,088	303,984	345,974	321,626	325,269	-	
Investment Bank of Iraq	BIBI	250,000	193.8	0.66	165,000	127.9	-	10.0%	283,125	FY16	9.0	8.7	9.7	15.4	1.3	0.9	0.6	0.6	3,417	31,540	34,842	20,865	12,111	118,558	186,357	283,749	281,262	291,489	-	
Iraqi Islamic Bank	BIIB	250,000	193.8	0.63	157,500	122.1	-10.0%	5.0%	2,773	FY16	9.4	35.8	15.8	21.1	1.1	0.9	0.5	0.6	26,720	33,385	8,547	9,610	8,785	175,494	231,727	263,857	273,434	262,900	-	
Iraqi Middle East Bank	BIME	250,000	193.8	0.58	145,000	112.4	5.5%	34.9%	194,301	9M16	11.5	41.6	23.5	19.7	1.2	0.5	0.5	0.5	28,588	24,468	4,291	6,621	13,404	187,746	202,780	307,074	276,968	290,008	-	
Iraq Noor Islamic Bank (NR)	BINI	250,000	193.8	-	-	-	-	-	0	-	-	-	-	-	-	-	-	-	-	-	-	-	-	-	-	-	-	-	-	
International Islamic Bank (NR)	BINT	100,000	77.5	-	-	-	-	-	0	-	-	-	-	-	-	-	-	-	-	-	-	-	-	-	-	-	-	-	-	
Kurdistan Int. Bank	BKUI	400,000	310.1	1.26	504,000	390.7	-	-	830,760	9M16	18.4	20.1	13.7	12.1	1.6	1.6	1.1	0.9	40,056	42,783	44,388	49,854	43,746	390,065	426,431	464,161	506,537	551,882	-	
Mosul Bank	BMFI	252,500	195.7	0.51	128,775	99.8	-	-8.9%	90,745	9M16	5.7	101.2	-	-	0.8	0.7	0.2	0.5	19,130	45,517	2,171	-332	2,790	222,430	261,119	262,940	262,608	265,398	-	
Al-Mansour Bank	BMNS	250,000	193.8	1.09	272,500	211.2	0.9%	10.1%	54,559	9M16	17.2	12.4	11.0	15.8	1.6	0.7	0.8	0.9	13,892	30,001	20,596	24,203	15,558	250,420	280,106	281,792	288,723	288,710	-	
National Islamic Bank	BNAI	251,000	194.6	1.05	263,550	204.3	-	-4.5%	22	9M16	-	-	8.7	15.8	-	-	0.9	0.9	32,116	39,635	37,172	35,386	9,011	177,201	285,821	285,461	288,665	297,389	-	
National Bank of Iraq	BNOI	250,000	193.8	0.59	147,500	114.3	7.3%	43.9%	2,581	9M16	14.8	32.4	59.9	13.3	1.2	0.9	0.5	0.5	18,196	16,610	8,956	4,166	13,705	154,664	168,480	263,429	260,396	274,055	-	
North Bank	BNOR	300,000	232.6	0.12	36,000	27.9	-	-	0	FY16	13.8	16.9	-	-	1.7	0.9	0.2	0.1	68,813	49,118	23,747	-5,531	-23,354	275,375	315,484	334,504	329,117	305,763	Suspend/ISC	
Credit Bank of Iraq	BROI	250,000	193.8	0.86	215,000	166.7	3.6%	14.7%	78,320	9M16	52.2	19.5	12.7	43.2	3.1	0.9	0.5	0.7	25,280	13,746	16,016	13,914	3,537	175,547	197,079	290,171	301,810	307,663	-	
Sumer Commercial Bank	BSUC	250,000	193.8	0.90	225,000	174.4	-	-	343,939	9M16	187.7	126.9	65.7	62.3	1.3	1.0	0.9	0.8	1,404	1,567	2,318	4,250	4,218	158,735	196,483	259,853	263,349	268,204	-	
Trans Iraq Bank for Investment (NR)	BTRI	264,000	204.7	0.70	184,800	143.3	-	-	0	FY16	-	-	22.1	16.6	-	-	0.7	0.7	452	2,050	-	11,141	13,070	66,261	68,380	216,510	274,862	276,180	-	
United Bank	BUND	300,000	232.6	0.39	117,000	90.7	-	25.8%	52,046	9M16	11.7	9.8	5.6	-	1.0	0.7	0.3	0.4	55,818	37,059	26,334	22,831	4,956	310,265	338,833	316,915	321,717	321,717	-	
Union Bank	BUOI	252,000	195.3	0.41	103,320	80.1	2.5%	2.5%	4,510	9M16	7.9	16.4	-	-	1.6	0.9	0.7	0.4	22,008	52,943	18,636	274	4,958	120,405	215,426	271,691	260,875	268,357	-	
Zain Al-Iraq Islamic Bank	BZII	250,000	193.8	1.00	250,000	193.8	-	-	9,750,100	-	-	-	-	-	-	-	-	-	-	-	-	-	-	-	-	-	-	-	-	-
Total		6,781,500	5,257		4,307,445	3,339			13,496,561										534,254	592,707	374,718	316,161	180,114	4,079,780	5,237,007	5,961,998	6,179,805	6,533,697		
Industry Sector																														
Baghdad for Packing Materials	IBPM	1,080	0.8	1.65	1,782	1.4	-	-10.3%	3,326	9M16	73.1	-	-	-	2.6	1.7	2.1	1.8	6	40	-	-84	6	550	1,130	1,087	1,003	1,009	-	
Baghdad Soft Drinks	IBSD	177,333	137.5	2.60	461,067	357.4	-11.6%	4.0%	509,180	9M16	18.5	15.2	14.6	13.8	2.3	1.6	1.8	1.9	19,518	24,043	22,011	26,747	37,781	167,198	175,717	189,327	216,680	237,407	-	
Electronic Industries	IELI	18,000	14.0	1.01	18,180	14.1	-	-	0	6M16	-	-	-	-	1.0	1.3	1.0	1.2	-1,209	-6,497	-5,002	-	-2,421	31,692	25,249	22,706	18,927	15,186	Suspend/ISC	
Fallujah for Construction Mat.	IFCM	3,120	2.4	1.51	4,711	3.7	-	-	0	9M13	-	-	-	87.4	-	-	-	-	209	-	-	-	40	2,898	-	-	-	2,896	Suspend/ISC	
Nationality Househ. Furniture(NR)	IHFI	1,260	1.0	0.90	1,134	0.9	-	-	0	3M14	-	-	-	-	-	-	-	-	49	-	-	-	-27	1,891	-	-	-	1,952	Suspend/ISC	
Al-Hilal Industries	IHLI	12,375	9.6	0.37	4,579	3.5	2.8%	5.7%	28,772	9M16	-	-	-	-	-	-	-	-	-3,634	-4,385	-4,851	-3,642	-2,357	-3,206	-7,591	-4,441	-8,083	-9,044	-	
Iraqi for Carton Manufact. & Trading	IICM	7,590	5.9	0.37	2,808	2.2	-	-	16,103	6M16	-	-	-	-	-	-	-	-	-1,341	-1,693	-1,311	-	-587	-233	1,074	-608	-1,910	-2,483	-2,646	-
Iraqi Date Processing&Mark.***	IIDP	27,600	21.4	1.60	44,160	34.2	-																							

Table (2.1): Performance of Traded Shares

Industry Sector	Code	Paid-in Capital		Closing Price (IQD)	Market Cap		Weekly Chg (%)	YTD Chg (%)	Wk. Turnover (IQD'000)	Last Fin.*	P/E				P/BV				Net Profit (IQD mn)					BV (IQD mn)					Note
		(IQD mn)	(\$ mn)		(IQD mn)	(\$ mn)					FY13	FY14	FY15	Last*	FY13	FY14	FY15	Last*	FY12	FY13	FY14	FY15	Last*	FY12	FY13	FY14	FY15	Last*	
Industry Sector (Cont.)																													
Al-Mansour Pharma. Ind.	IMAP	6,469	5.0	0.67	4,334	3.4	-1.5%	-	49,162	9M16	22.0	14.5	10.9	-	0.8	0.7	0.7	0.6	373	298	423	451	85	3,894	7,394	7,272	7,549	7,634	-
Modern Chemical Industries(NR)	IMCI	180	0.1	69.40	12,492	9.7	-	-	0	6M16	27.6	35.6	-	198.9	1.1	2.1	2.7	2.4	104	219	345	14	-	4,850	5,026	5,265	5,137	5,137	-
Modern Construction Mat.(NR)	IMCM	5,371	4.2	0.47	2,524	2.0	-	-	0	9M13	-	-	-	-	-	-	-	0.5	164	-	-	-	1	4,686	-	-	-	4,687	Suspend/ISC
Metallic Ind. and Bicycles	IMIB	7,500	5.8	0.50	3,750	2.9	-	-	0	6M16	-	-	-	-	2.3	2.7	-	-	-711	-1,849	-1,199	-	-965	4,232	2,938	1,768	-	-1,221	Suspend/ISC
Modern Sewing	IMOS	1,000	0.8	4.40	4,400	3.4	0.2%	6.3%	1,914	6M16	22.7	26.8	10.0	31.6	2.8	3.0	2.1	3.3	3	116	139	279	-62	798	914	1,035	1,316	1,314	-
Modern Paint Industries	IMPI	9,214	7.1	1.25	11,517	8.9	-	-	0	9M15	-	-	-	-	1.3	-	-	2.3	-1,020	-1,286	-	-	-894	9,510	8,242	-	-	5,083	Suspend/ISC
National Chemical Industries	INCP	15,188	11.8	0.61	9,264	7.2	1.7%	-1.6%	9,893	6M16	-	-	-	-	1.5	2.2	2.0	1.8	-2,583	-1,025	-2,744	-2,310	-550	8,430	8,634	5,944	4,012	5,137	-
Ready Made Clothes	IRMC	1,593	1.2	11.15	17,765	13.8	-6.7%	-24.1%	4,661	6M16	-	-	-	-	5.2	7.8	12.9	10.5	41	5	-139	-129	55	1,497	1,547	1,728	1,690	1,690	-
The Light Industries	ITLI	16,800	13.0	0.31	5,208	4.0	-	-	0	3M16	-	-	-	-	-	-	-	-	-4,381	-4,989	-5,406	-4,273	-308	-3,985	-8,837	-13,967	-15,907	-16,215	Suspend/ISC
Total		320,713	248.6		620,343	480.9			681,829										7,833	3,542	2,114	15,462	28,916	246,576	248,714	245,790	258,644	290,006	
Hotel & Tourism Sector																													
Ashour Hotel(NR)	HASH	376	0.3	7.50	2,823	2.2	-3.1%	-1.6%	2,082	3M14	-	-	-	6.4	16.4	-	-	12.6	41	-25	-	-	110	248	232	-	-	224	-
Baghdad Hotel	HBAG	3,844	3.0	9.30	35,749	27.7	0.5%	-7.0%	35,391	9M16	47.3	45.8	19.2	24.1	11.4	9.0	4.4	6.0	-337	1,123	1,212	1,388	2,481	2,919	3,869	4,628	6,015	6,002	-
Babylon Hotel	HBAY	2,000	1.6	32.00	64,000	49.6	-3.0%	-1.5%	79,040	9M16	-	-	103.7	164.5	-	-	46.5	46.6	12	5	9	695	-190	167	174	192	1,548	1,373	-
Ishtra Hotels	HISH	3,500	2.7	13.30	46,550	36.1	-1.8%	1.5%	31,911	9M16	28.1	32.5	51.0	38.4	12.8	9.6	4.8	4.8	2,147	1,983	1,824	943	-271	2,362	4,341	6,165	10,045	9,774	-
Karbala Hotels	HKAR	5,000	3.9	1.65	8,250	6.4	3.1%	3.1%	483	6M16	35.4	57.6	-	-	1.2	1.4	1.4	1.4	-47	199	157	1	-18	2,050	5,629	5,768	5,769	5,763	-
Mansour Hotel	HMAN	2,923	2.3	19.50	56,999	44.2	-2.5%	-7.1%	71,405	9M16	-	-	-	151.3	42.3	51.5	28.9	25.5	-1,590	-953	-55	59	648	2,326	1,923	1,411	1,529	2,239	-
National for Tourist Invest.	HNTI	6,253	4.8	8.64	54,027	41.9	-0.7%	1.6%	3,027	9M16	60.8	132.0	180.5	90.9	9.5	13.7	7.3	5.0	1,370	1,180	762	312	894	6,261	7,452	7,329	7,753	10,743	-
Palestine Hotel	HPAL	4,470	3.5	14.50	64,815	50.2	1.0%	-6.5%	145,253	9M16	31.1	22.0	28.6	-	17.6	9.4	5.4	9.5	-163	2,508	3,356	1,471	-627	1,901	4,435	7,818	7,711	6,791	-
Al-Sadeer Hotel	HSAD	1,239	1.0	18.70	23,169	18.0	4.5%	11.0%	1,266	6M16	-	-	-	-	22.8	34.0	26.2	23.9	-447	-37	-	-16	-38	957	1,019	1,021	1,005	971	-
Mosul Dam Tourist Village(NR)	HTVM	240	0.2	6.80	1,632	1.3	0.7%	5.4%	409	9M15	-	-	-	-	-	-	-	-	111	4	-	-	-45	-572	-478	-	-	-45	-
Total		29,846	23.1		358,014	277.5			370,266										1,096	5,986	7,263	4,853	2,945	18,622	28,596	34,331	41,375	43,835	
Services Sector																													
Al-Ameen Estate Inv.(NR)	SAEI	6,960	5.4	0.55	3,828	3.0	-	22.2%	0	6M16	-	-	-	-	1.0	0.7	0.5	0.6	-17	-98	-47	-177	-185	6,943	6,846	6,802	6,625	6,626	-
AL-Badia for General Trans	SBAG	2,200	1.7	0.90	1,980	1.5	-1.1%	23.3%	9,239	6M16	-	-	-	-	2.1	0.9	0.6	0.6	159	-262	-353	-399	-433	4,235	3,975	3,628	3,300	3,300	-
Baghdad Passengers Transport	SBPT	1,000	0.8	12.95	12,950	10.0	-	0.8%	0	6M16	24.3	115.7	17.4	9.4	12.2	17.2	7.3	3.7	173	684	238	863	1,404	660	1,358	1,597	2,064	3,487	-
Iraqi for General Transp.***	SIGT	3,900	3.0	1.64	6,396	5.0	-	-	0	6M15	-	-	-	-	2.1	-	-	-	-291	-435	-	-	-120	5,180	5,143	-	-	-	Suspend/ISC
Iraqi Land Transport	SILT	14,000	10.9	1.13	15,820	12.3	1.8%	13.0%	45,480	6M16	-	-	-	-	1.6	1.3	1.1	1.0	1,735	-1,257	-1,609	-745	-335	20,089	18,747	15,867	15,310	15,310	-
Kharkh Tour Amusement City	SKTA	1,000	0.8	5.44	5,440	4.2	-0.7%	-0.2%	154,014	9M16	16.3	73.9	-	-	4.5	11.5	5.5	4.4	173	199	117	-190	173	459	633	750	1,060	1,234	-
Al-Mosul for Furfairs	SMOF	400	0.3	14.52	5,808	4.5	-	-	0	3M14	-	-	-	5.0	-	-	-	2.5	674	-	-	-	290	1,822	-	-	-	2,369	Suspend/ISC
Mamoura Real-estate Inv.	SMRI	19,200	14.9	2.56	49,152	38.1	-0.8%	10.3%	94,565	9M16	-	84.8	198.0	102.8	3.9	4.3	3.7	2.5	419	223	950	375	-39	13,716	16,072	18,558	20,089	20,050	-
AL-Nukhba for Construction	SNUC	2,066	1.6	0.41	847	0.7	-2.4%	-	31	9M16	100.8	36.0	-	-	0.7	0.5	0.5	0.3	-84	19	42	-36	-39	-	2,535	2,575	2,605	2,606	-
Total		50,726	39.3		102,221	79.2			303,330										2,940	-926	-663	-308	716	53,104	55,310	49,776	51,054	54,981	

Source: Iraq Stock Exchange

Table (2.2): Performance of Traded Shares

	Code	Paid-in Capital		Closing Price (IQD)	Market Cap		Weekly Chg (%)	YTD Chg (%)	Wk. Turnover (IQD'000)	Last Fin.*	P/E				P/BV				Net Profit (IQD mn)					BV (IQD mn)					Note
		(IQD mn)	(\$ mn)		(IQD mn)	(\$ mn)					FY13	FY14	FY15	Last*	FY13	FY14	FY15	Last*	FY12	FY13	FY14	FY15	Last*	FY12	FY13	FY14	FY15	Last*	
Agriculture Sector																													
Al-Ahliya for Agricultural Prod.	AAHP	575	0.4	1.26	725	0.6	-	3.3%	0	6M16	-	28.8	12.3	-	3.2	2.9	2.4	3.2	9	-10	22	53	-44	206	196	218	271	227	-
Iraqi Agr. Prod. Mark. Meat	AIPM	5,000	3.9	3.05	15,250	11.8	-0.7%	-17.1%	5,015	6M16	89.7	-	95.6	105.0	4.9	5.3	3.2	2.1	434	454	174	243	-83	6,518	7,124	6,729	7,206	7,123	-
Iraqi Agricultural Products	AIRP	360	0.3	7.70	2,772	2.1	-	6.2%	400	6M16	25.6	15.8	9.1	7.6	3.9	1.6	1.0	1.0	198	220	305	312	-118	1,145	1,239	2,608	2,786	2,655	-
Iraqi for Seed Production	AISP	7,500	5.8	6.33	47,475	36.8	-	3.1%	0	3M16	3.7	3.7	6.5	4.4	2.3	-	2.3	1.9	2,305	9,318	9,318	6,568	4,374	8,862	15,209	-	18,725	24,909	Suspend/ISC
Modern Animal & Agr. Production	AMAP	4,101	3.2	0.46	1,887	1.5	-4.2%	-8.0%	8,799	6M16	21.1	31.9	23.0	-	0.7	0.6	0.5	0.4	292	145	81	101	-213	2,409	4,372	4,455	4,577	4,364	-
Middle East for Prod.- Fish	AMEF	300	0.2	8.00	2,400	1.9	-	5.3%	968	6M16	35.7	15.1	15.8	18.0	2.5	1.5	1.2	1.4	182	126	182	133	158	1,452	1,487	1,576	1,706	1,750	-
Total		17,836	13.8		70,508	54.7			15,182										3,421	10,253	10,082	7,410	4,073	20,592	29,628	15,585	35,272	41,028	
Insurance Sector																													
Al-Hliya For Insurance	NAHF	2,500	1.9	0.66	1,650	1.3	-17.5%	57.1%	624	9M16	7.0	-	-	-	0.7	0.8	0.5	0.5	227	357	-207	-174	101	2,815	3,144	2,933	2,774	3,498	Suspend/GA
Al-Ameen for Insurance	NAME	5,000	3.9	0.99	4,950	3.8	-	45.6%	10,346	9M16	6.1	10.0	11.8	24.2	1.1	1.1	1.0	1.2	268	776	501	326	191	2,677	3,541	3,902	3,953	4,117	-
Dar Al-Salam for Insurance	NDSA	3,509	2.7	1.05	3,684	2.9	-	29.6%	0	6M16	20.5	16.7	15.9	-	1.5	1.2	0.7	0.8	280	363	391	222	169	3,838	4,199	4,499	4,953	4,682	-
Gulf Insurance&Reinsurance**	NGIR	5,000	3.9	0.47	2,350	1.8	-4.1%	-2.1%	470	9M16	41.1	-	30.7	160.3	0.6	2.0	0.9	1.2	71	31	-235	59	-23	2,161	2,194	2,242	1,908	1,885	-
Al-Hamraa for Insurance (NR)	NHAM	5,000	3.9	0.42	2,100	1.6	-	-	0	6M16	3.3	15.1	4.3	4.0	0.6	0.9	0.5	0.3	1,202	1,228	409	737	540	4,311	5,425	5,748	6,476	7,017	-
Total		21,009	16.3		14,734	11.4			11,440										2,048	2,755	858	1,171	979	15,802	18,504	19,324	20,064	21,200	
Investment Sector																													
Al-Ameen Financial Inv.*** (NR)	VAMF	1,500	1.2	1.43	2,145	1.7	-	-0.2%	0	9M16	-	-	-	-	2.3	2.5	2.4	3.2	-71	-10	-135	-140	-115	669	662	800	662	665	-
AL- Batek Investment(NR)	VBAT	1,000	0.8	0.72	720	0.6	-	-	0	9M16	51.9	-	-	-	0.6	0.6	0.6	0.6	41	20	-31	-45	-35	1,505	1,430	1,417	1,371	1,304	-
Al-Khair for Financial Inv. (NR)	VKHF	7,000	5.4	0.20	1,400	1.1	-	-	0	6M16	-	-	-	-	0.4	0.4	0.4	0.2	-348	-341	-128	-96	-47	7,077	6,736	6,608	6,512	6,512	Suspend/ISC
Bain Al-Nahrain Financial Inv.(NR)	VMES	1,000	0.8	1.00	1,000	0.8	-	-	0	9M16	189.6	-	46.1	-	0.9	1.0	1.0	0.0	367	6	-55	22	-51	1,236	1,125	1,033	1,048	27,471	-
AL-Wiaam for Financial Inv.	VWIF	2,000	1.6	0.89	1,780	1.4	-	-	0	9M16	31.1	-	-	-	1.4	1.3	1.0	1.1	42	113	-355	-45	-118	2,268	2,184	1,829	1,785	1,667	-
Al-Zawraa for Financial Inv.	VZAF	1,150	0.9	0.40	460	0.4	-	-	0	9M16	40.7	49.6	-	-	0.9	0.6	0.5	0.4	8	33	19	-71	-49	-	1,303	1,313	1,233	1,234	-
Total		13,650	10.6		7,505	5.8			0										39	-177	-685	-376	-415	12,755	13,441	13,000	12,611	38,854	
Money Transfer Sector																													
Al-Hair for Money Transfer(NR)	MTAH	45,000	34.9	-	-	-	-	-	0	9M16	-	-	-	-	-	-	-	-	-	49	114	203	557	-	15,228	15,374	45,523	46,079	-
Al-Taif Money Transfer(NR)	MTAI	38,000	29.5	2.55	96,900	75.1	-	-	0	6M16	-	-	-	152.8	-	-	2.6	2.1	-	186	533	584	911	-	25,500	38,930	45,947	46,858	-
Al Muhej Money Transfer(NR)	MTAM	15,000	11.6	-	-	-	-	-	0	6M16	-	-	-	-	-	-	-	-	-	189	46	108	178	-	15,230	15,272	45,380	45,515	Suspend/ISC
Al-Manafaa Co. for Money Trans.(NR)	MTMA	45,000	34.9	-	-	-	-	-	0	9M16	-	-	-	-	-	-	-	-	-	3	-35	-47	3	-	15,018	14,983	44,936	44,938	-
Mouta for Remittance(NR)	MTMO	45,000	34.9	-	-	-	-	-	0	9M16	-	-	-	-	-	-	-	-	-	45	-58	21	91	-	15,207	15,149	45,169	45,245	-
Al-Maraj Al-Alamiya for Money T. (NR)	MTMR	100,000	77.5	1.00	100,000	77.5	-	-	0	9M16	-	-	-	-	-	-	-	-	-	-	-42	10	46	-	-	-	99,884	99,923	-
Al-Nibal Al Arabia for Money Transfer (NR)	MTNI	45,000	34.9	1.00	45,000	34.9	-	-	0	9M16	-	-	-	-	-	-	1.0	1.0	-	86	69	79	22	-	15,311	25,379	45,420	45,439	-
Alnoor for Money Transfer (NR)	MTNN	45,000	34.9	-	-	-	-	-	0	9M16	-	-	-	-	-	-	-	-	-	7	62	311	12	-	10,212	20,287	45,598	45,561	-
Nobles for Money Transfer(NR)	MTNO	30,000	23.3	-	-	-	-	-	0	9M16	-	-	-	-	-	-	-	-	-	343	148	247	137	-	10,477	20,602	45,839	45,450	-
Al-Rabita Almalia for Money Tr. (NR)	MTRA	45,000	34.9	-	-	-	-	-	0	9M16	-	-	-	-	-	-	-	-	-	19	8	21	336	-	15,111	15,117	45,138	45,469	-
Al-Waael for Money Transfer(NR)	MTWA	45,000	34.9	-	-	-	-	-	0	FY15	-	-	-	-	-	-	-	-	-	96	80	517	517	-	10,119	15,199	45,716	-	Suspend/ISC
Total		498,000	386		241,900	188			0										0	1,009	926	2,053	2,809	0	147,412	196,292	554,550	510,477	
Grand Total		9,873,062	7,654		15,204,247	11,786			15,186,566										1,213,800	1,195,653	1,038,982	541,950	279,307	6,343,462	9,817,367	10,814,202	11,355,168	11,606,149	

*Last Financials: The date of the most recent financial statements.

P/E (Last): While calculating P/E (Last), we divided "Current Mcap" to "trailing net profit" when the recently announced financial statements are for the interim period. For the companies which trailing profit cannot be calculated due to lack of information, we divided "Current MCap" to "annualized YTD profit," while calculating P/E (Last). We adjusted unaudited profit before tax values by deducting 15% income tax, while calculating annualized YTD profit.

P/BV (Last): Calculated by dividing "Current Mcap" to "BV in its Last Financials".

**When the original shares resume trading, we start using the number of shares that the company will reach after the capital increase with the assumption that the capital increase was reflected to the price of the shares. We use the new capital in calculating Mcap, too.

Note: "Suspend/ISC" companies are not trading due to ISC Instructions.

"Suspend/GA" companies are not trading due to General Assembly Meetings

"(NR)": These are the companies which are trading in the Non-Regular market (in compliance with Iraq Securities Commission law numbered 132/9 on 20/12/2012). These companies were moved to the secondary market (non-regular) because of the decrease in their trading volume and the number of days that these companies are being traded for. Please note, according to the Regulations of the Secondary Market, in each trading session, the average share price will be calculated for each share. The maximum increase and decrease of +/- 20% will be based on the average price in the previous session. The price should be valid during three effective trading sessions after the listing, and it will be free in the first trading session after capital increasing.

For any inquiries, contact:

Research

Aysegul Ozge Ozgur (SVP, Head of Research)

[aозgur@rs.iq](mailto:aozgur@rs.iq)

Tugba Tan (Analyst)

ttan@rs.iq

Ahmed Abdul - Ameer (Associate)

aameer@rs.iq

research@rs.iq

Tel: +90 212 219 2524

Trading

traders@rs.iq

Tel: +964 727 002 0407

Info

info@rs.iq

Tel: +964 (790) 133 1492

RS Bloomberg page: <RSIQ>

RS Website: RS.IQ



Asiacell has won “EMEA Finance’s Best IPO in EMEA award” in EMEA Finance’s Achievement Awards 2013.
(Arranger of the deal: Rabee Securities (RS))



Asiacell was named the winner of the corporate finance category in the 2013 Association of Corporate Treasures Middle East Deals (ACTME) of the Year Awards.
(Arranger of the deal: Rabee Securities (RS))



**TMT FINANCE MIDDLE EAST & NORTH AFRICA
2013 CONFERENCE & AWARDS WINNERS**

**EQUITY CAPITAL MARKETS DEAL OF THE YEAR -
ASIACELL IPO ADVISED BY RABEE SECURITIES**



**RS is a proud supporter of the Iraq Pavilion
in the Venice Biennale 2015.**

Baghdad HQ

903/14/19
Karada, Baghdad, Iraq
Tel: +964 727 002 0407

Erbil

Italian Village offices
Office Number: 32, Erbil, Iraq
Tel: +964 770 493 9999

Suleymani

Rand Gallery
Office No: 9, Floor:3 , Suleymani, Iraq
Tel: +964 770 651 9944

Istanbul Rep. Office

Halaskargazi cad. 103
No: 7A Osmanbey, Istanbul, Turkey
Tel: +90 212 219 2524
Mob: +90 539 456 4566

DISCLAIMER

This publication may not be reproduced, modified, or re-disseminated in whole or in part without the prior written permission of Rabee Securities. The information provided herein is of a general nature and for informational purposes only and is not intended to serve as an offer or solicitation with respect to the purchase or sale of any security, or as a recommendation to adopt any particular trading strategy. Such information is subject to change without prior notice. Although Rabee Securities obtains information from sources it considers reliable, Rabee Securities makes no representations or warranties, express or implied, as to the information's accuracy or completeness. Furthermore, such information may be incomplete or condensed. Rabee Securities, its affiliates, directors, employees, assigns, agents, and successors bear no liability for any errors or omissions in this publication or for any losses arising from the use of or reliance upon this information. This limitation on liability applies to direct, indirect, consequential, special, punitive, or other damages, as well as damages for loss of profits or business interruption. Investors shall bear all responsibility for investment decisions taken on the basis of the contents of this report. Rabee Securities strongly advises potential investors to seek financial guidance when determining whether an investment is appropriate to their needs. All estimates included in this report constitute Rabee Securities' opinion as of the date published on the report and are subject to change without notice.