

For any inquiries, contact:

Research

Aysegul Ozge Ozgur

SVP, Head of Research (aozgur@rs.iq)

Tugba Tan

Analyst (ttan@rs.iq)

Ahmed Abdul - Ameer

Junior Analyst (aameer@rs.iq)

Lana Nihad

Associate (lnihad@rs.iq)

research@rs.iq

Trading

traders@rs.iq

Address: 903/14/19

Karada, Baghdad-Iraq

Tel: +964 (0) 727 002 0407

info@rs.iq

RS Website: RS.IQ

RS Bloomberg page: <RSIQ>

Closing prices for the shares traded on the ISX are now available on Bloomberg.

DISCLAIMER

This publication may not be reproduced, modified, or re-disseminated in whole or in part without the prior written permission of Rabee Securities. The information provided herein is of a general nature and for informational purposes only and is not intended to serve as an offer or solicitation with respect to the purchase or sale of any security, or as a recommendation to adopt any particular trading strategy. Such information is subject to change without prior notice. Although Rabee Securities obtains information from sources it considers reliable, Rabee Securities makes no representations or warranties, express or implied, as to the information's accuracy or completeness. Furthermore, such information may be incomplete or condensed. Rabee Securities, its affiliates, directors, employees, assigns, agents, and successors bear no liability for any errors or omissions in this publication or for any losses arising from the use of or reliance upon this information. This limitation on liability applies to direct, indirect, consequential, special, punitive, or other damages, as well as damages for loss of profits or business interruption. Investors shall bear all responsibility for investment decisions taken on the basis of the contents of this report. Rabee Securities strongly advises potential investors to seek financial guidance when determining whether an investment is appropriate to their needs. All estimates included in this report constitute Rabee Securities' opinion as of the date published on the report and are subject to change without notice.

Weekly Bulletin

Table (1.0): Weekly Value Traded

IQD52,995,123,000

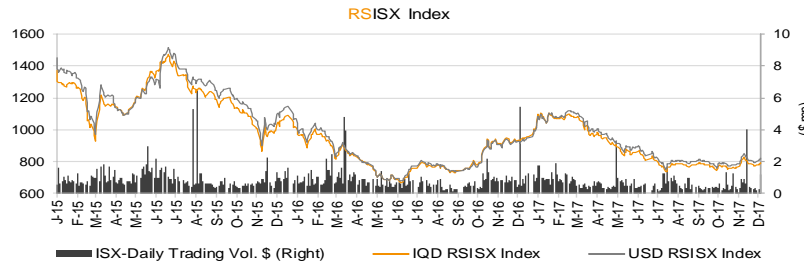


Table (1.1): Best Performers - Weekly

Code	Price (IQD)	Price Chg/w
AIPM	4.290	30.0%
BNAI	1.210	25.4%
IBPM	1.550	9.9%
IRMC	13.000	7.9%
IIDP	0.930	6.9%

Table (1.2): Worst Performers - Weekly

Code	Price (IQD)	Price Chg/w
BUND	0.230	-4.2%
IHLI	0.280	-3.4%
INCP	0.580	-1.7%
BMNS	0.730	-1.4%
BKUI	1.240	-0.8%

Table (1.3):RSISX Index Vs. Neighbour Market S.E.

Index Close	Index Close	Chg./w	Chg./YTD
RSISX IND-IQD	795	2.3%	-17.1%
EGYPT	14,733	3.0%	19.3%
KUWAIT	6,332	2.3%	10.2%
SAUDI	7,076	-0.1%	-1.9%
MUSCAT	5,062	-0.1%	-12.5%
QATAR	8,212	5.6%	-21.3%
DUBAI	3,355	-1.1%	-5.0%
ABUDHABI	4,382	2.5%	-3.6%
BAHRAIN	1,266	-0.1%	3.7%
TURKEY	109,330	1.3%	39.9%
IRAN	93,284	2.4%	17.1%

Table (1.4): Top 5 Traded Vol. - weekly

Code	Price IQD	Trad.Vol./w IQDbn	\$mn
BINI	1.000	24.7	19.6
BIDB	0.800	12.8	10.1
BMFI	0.340	4.6	3.6
BTRI	0.700	4.3	3.4
BQAB	1.000	2.8	2.2

In the last session of the week (Thursday), 35 companies were able to trade and 25 companies were unable to do so mainly due to their General Assembly Meeting or ISX / ISC Instructions.

CBI auction price of Iraqi Dinar remained stable at 1184 to the dollar, while exchange rate of Iraqi Dinar realized at 1260 as end of the week. Volumes for the week reached IQD53.0bn (\$42.1mn), and the numbers of shares traded reached 68.4bn.

Foreigners executed total 206 transactions this week. They executed 119 buying transactions amounted at IQD236mn (\$187K) and 87 selling transactions amounted at IQD237mn (\$188K). Thus, net sales of foreigners realized at IQD1.0mn (\$722) while their share in total trading volume was 0.4%.

Table (1.5): Iraq's International Bonds

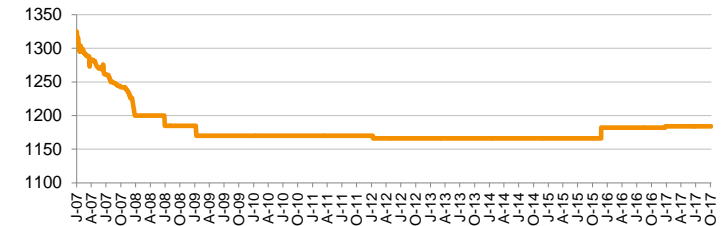
	2023 Eurobond (Coupon rate:6.75% - 2 times/year, Issue Vol.: \$1.0bn)		2028 Eurobond (Coupon rate:5.80% - 2 times per year, Issue Vol.: \$2.7bn)	
	Price	Yield	Price	Yield
Last	102.06	6.28	96.96	-
Ask	102.89	6.10	98.00	6.15
Bid	102.06	6.27	96.96	6.26

*As of Dec. 15, 2017

Source: Börse Frankfurt (Frankfurt Stock Exchange)

Table (1.6): Iraqi Dinar Value (CBI Auction Price)

1USD= (1184)



News from Iraq

Politics

- Iraqi President Fuad Masum and his deputies called for an 'immediate dialogue' between the governments of Iraq and the semi-autonomous region to resolve the outstanding issues. Masum met with two of his three vice presidents, Nouri al-Maliki and Ayad Alawi, on Wednesday at As-Salam Palace in Baghdad to discuss the political and security situations in the country. (NRT tv)
- Iraqi Prime Minister Haider al-Abadi on Tuesday evening announced that government forces had secured all parts of Iraq "disputed" between Baghdad and the Kurdish Regional Government (KRG). At a press conference held in the capital, al-Abadi also accused certain KRG-linked media outlets - which he did not identify by name - of "openly inciting violence against federal forces." (TRT World)

Economics

- The Security Council concluded on Dec. 8, 2017 that all the measures imposed in its resolutions 1958 (2010) and 2335 (2016) pursuant to Chapter VII of the Charter of the United Nations in relation to the Iraq oil-for-food programme had been fully implemented. Unanimously adopting resolution 2390 (2017), the Council welcomed the fact that the remaining funds in the escrow accounts established pursuant to resolution 1958 (2010) had been transferred to the Government of Iraq pursuant to resolution 2335 (2016). The Council acknowledged the Secretary-General's final report on the matter (document S/2017/820), which stated, among other things, that the remaining \$14,283,565 in the administrative escrow account had been transferred to Iraq. (United Nations)
- The Central Bank of Iraq (CBI) announced that the Governor of the Bank Ali Al-Alak is currently visiting Saudi Arabia at the invitation of the Saudi Arabian Monetary Agency. The prospects of cooperation between the two countries, especially with regard to the development of banking relations between Riyadh and Baghdad and the creation of investment opportunities between the two countries will be discussed. (CBI)
- The Iraqi Central Bank (CBI) concluded its third annual scientific conference held in the capital Baghdad for the period 9-10 December 2017, with an important Arab and international presence, as well as the wide participation of scholars and specialists who played an active role in achieving the objectives of the conference and enriching it with ideas that contribute to the formulation of strategies working to achieve sustainable financial and economic stability in Iraq. (CBI)
- Rafidain Bank decided on Monday to activate the service of transferring customers' money electronically between its branches whether they have a savings account or current. The bank's media office said in a statement that it was "decided for the first time to apply the system of electronic transfers," noting that "the citizen can move his money in his account located in any branch and transfer it to another branch, whether in the branches of Baghdad or provinces." The bank added that "the service also provides a citizen wishing to transfer funds from the branch of Rafidain Bank in any province to private banks," noting that "this step is achieved and accomplished on the same day without any hindrance or delay. (Economic Iraq)

ISX, ISC & CBI Announcements

- AL Arabiya Islamic Bank (BAAI) will hold AGM* on Dec. 25, 2017 to discuss and approve 2016 annual financial results. ISX will suspend trading of BAAI starting Dec. 19, 2017.
- Kharkh Tour Amusement City (SKTA) will hold AGM* on Dec. 24, 2017 to discuss and approve 2016 annual financial results. ISX will suspend trading of SKTA starting Dec. 19, 2017.
- Iraq Noor Islamic Bank for Investment (BINI) will hold AGM* on Dec. 21, 2017 to discuss and approve 2016 annual financial results. ISX will suspend trading of BINI starting Dec. 17, 2017.
- Iraqi Agricultural Products (AIRP) announced that it will start distributing 10% cash dividend (IQD0.10 dividend per share, 1.4% dividend yield) from 2016 profit starting Dec. 17, 2017.
- Asiaceil (TASC) announced that it started distributing 75% cash dividend (IQD0.75 dividend per share, 14.3% dividend yield) from 2016 profit starting Dec. 13, 2017.
- Iraqi Agricultural Products Marketing Meat (AIPM) will be suspended from trading on Dec. 17,2017 if the company fails to explain why the prices touched the higher limit in the last two trading sessions (Dec. 13-14).
- Cross Transactions: 24.7bn shares of Iraq Noor Islamic Bank (BINI) on Dec. 13 (15.0bn) and Dec.14, 2017 (9.7bn), which represent in total 9.9% of BINI capital. 16.0bn shares of International Development Bank (BIDB) on Dec. 11 (9.5bn) and Dec. 13, 2017 (6.5bn), which represent in total 6.4% of BIDB capital. 13.5bn shares of Mosul Bank (BMFI) on Dec. 11 (8.0bn) and Dec. 13, 2017 (5.5bn), which represent in total 5.4% of BMFI capital. 2.7bn shares of Al-Qabedh Islamic Bank (BQAB) on Dec. 14, 2017, which represents 1.1% of BQAB capital. 6.1bn shares of Trans Iraq Bank (BTRI) on Dec. 6, 2017, which represents 2.3% of BTRI capital. 500mn shares of Cihan Bank for Islamic Inv. & Finance (BCIH) on Dec. 11, 2017, which represents 0.2% of BCIH capital.

Table (1.7): Dividend Distributions by ISX Listed Companies (2015-2016-2017)

Company Name	ISX Code	Ex-dividend date	Ex-dividend date closing share price (IQD per share)	Dividend (IQD per share)	Dividend Yield (%)
Al-Ahliya for Agricultural Production	AAHP	19-Oct-16	1.47	0.017	1.2%
Iraqi Agr. Products Marketing Meat	AIPM	6-Sep-17	3.00	0.050	1.7%
Iraqi Agricultural Products	AIRP	15-Aug-17	7.40	0.100	1.4%
		11-Jul-16	7.70	0.250	3.2%
		11-Jun-15	9.72	0.500	5.1%
Iraqi for Seed Production	AISP	9-Aug-17	7.13	0.400	5.6%
		25-Sep-16	6.05	0.750	12.4%
		29-Mar-15	8.30	0.600	7.2%
Middle East for Prod.- Fish	AMEF	9-Nov-17	8.25	0.200	2.4%
		25-Aug-16	7.10	0.200	2.8%
		8-Jul-15	7.36	0.250	3.4%
Ashur Bank	BASH	5-Jul-15	0.60	0.039	6.5%
Bank of Baghdad	BBOB	6-Jul-17	0.66	0.070	10.6%
		21-Jun-15	1.58	0.080	5.1%
Commercial Bank	BCOI	2-Aug-17	0.44	0.026	5.9%
		2-Dec-15	0.45	0.033	7.3%
Elaf Islamic Bank	BELF	16-Nov-17	0.29	0.010	3.4%
Gulf Commercial Bank	BGUC	22-Aug-16	0.39	0.010	2.6%
		25-Jun-15	0.95	0.110	11.6%
Investment Bank	BIBI	18-Jun-17	0.54	0.060	11.1%
		27-Aug-15	0.81	0.080	9.9%
Islamic Bank	BIIB	24-Jul-16	0.45	0.060	13.3%
		3-Jul-14	1.07	0.090	8.4%
Iraqi Middle East Bank	BIME	18-Jul-16	0.41	0.010	2.3%
Al-Mansour Bank	BMNS	2-Apr-17	0.98	0.050	5.1%
		3-Mar-16	0.87	0.060	6.9%
		15-Mar-15	0.86	0.050	5.8%
National Islami Bank	BNAI	30-Jul-17	1.05	0.085	8.1%
		7-Aug-16	1.15	0.100	8.7%
		22-Jun-15	1.20	0.100	8.3%
National Bank	BNOI	15-Jun-17	0.56	0.020	3.6%
		5-Jul-15	0.81	0.020	2.5%
Trans Iraq Bank for Investment	BTRI	21-May-17	0.70	0.034	4.9%
		14-Mar-16	0.70	0.030	4.3%
United Bank	BUND	29-Nov-15	0.42	0.020	4.8%
Baghdad Hotel	HBAG	30-Aug-17	9.35	0.470	5.0%
		22-Jun-17	7.80	0.250	3.2%
		10-Sep-15	7.65	0.100	1.3%
Babylon Hotel	HBAY	13-Nov-17	34.00	0.200	0.6%
Ishtar Hotel	HISH	22-Dec-16	13.3	0.200	1.5%
National for Tourist Invest.	HNTI	4-Jul-17	6.79	0.110	1.6%
		4-Jul-16	8.51	0.060	0.7%
Palastine Hotel	HPAL	13-Mar-17	14.65	0.200	1.4%
		13-Dec-15	9.45	0.400	4.2%
Baghdad Soft Drinks	IBSD	16-Jul-17	2.28	0.100	4.4%
		12-Jun-16	1.97	0.100	5.1%
Iraqi For Tufted Carpets	IITC	8-Aug-17	7.75	0.500	6.5%
		20-Oct-16	5.1	0.350	6.9%
		2-Jun-15	4.05	0.250	6.2%
Al-Mansour Pharma. Ind.	IMAP	26-Sep-16	0.62	0.047	7.6%
		28-May-15	0.73	0.040	5.5%
Modern Chemical Industries(NR)	IMCI	16-Oct-17	60.00	0.650	1.1%
		28-Aug-16	70.00	0.600	0.9%
		23-Apr-15	95.00	0.500	0.5%
Modern Sewing	IMOS	24-Jul-16	3.21	0.250	7.8%
Al-Noor for Money Transfer	MTNN	29-Aug-16	-	0.550	-
Al-Nobles for Money Transfer	MTNO	30-Aug-16	-	0.600	-
Al-Hamraa Insurance	NHAM	11-Oct-16	0.64	0.216	33.8%
Baghdad Passengers Transport	SBPT	3-Oct-17	14.00	1.300	9.3%
		26-Oct-16	13.40	0.800	6.0%
		2-Nov-15	16.80	0.400	2.4%
Asiacell Communications PJSC	TASC	13-Nov-17	5.25	0.750	14.3%
		8-Jan-17	6.80	0.250	3.7%
Al-Khatem Telecom	TZNI	15-May-16	3.05	0.118	3.9%

Note: According to Iraqi securities rules, the ex-date is the last trading session before the Annual General Assembly Meeting (AGM). Shareholders who own the shares before or at the market close on the ex-date have the right to receive dividend and/or bonus shares and participate in the rights issue at the book value. We calculate dividend yields by dividing dividend per share to the closing price before the AGM.

Source: Iraq Stock Exchange (ISX), Iraqi Securities Commission (ISC), Rabee Securities (RS)

Table (1.8): ISX - Total Monthly Trading Vol. (\$ mn) & Foreigners' Share in Total T. Vol. (%)

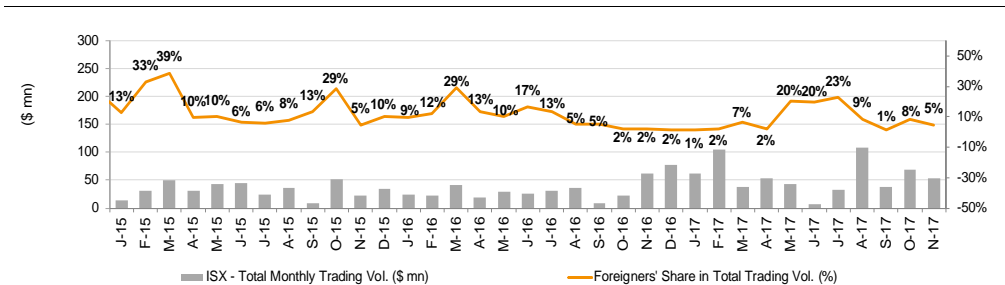


Table (1.9): Iraq Stock Exchange (ISX) Dividend Yields

Iraq Stock Exchange (ISX) - Dividend Yields					
	2013	2014	2015	2016	12 month trailing*
Average Dividend Yield (%) of All ISX Stocks	0.8%	1.3%	1.0%	1.4%	1.2%
Average Dividend Yield (%) of Non-Zero Dividend Yields of ISX Stocks	6.0%	6.1%	5.5%	6.9%	4.8%
Average Dividend Yield (%) of All Top-20 ISX Stocks (by Mcap)	1.4%	3.9%	2.5%	2.2%	3.0%
Average Dividend Yield (%) of Non-Zero Dividend Yields of Top-20 ISX stocks	7.1%	7.1%	7.1%	6.4%	6.7%

*As of Today

Note: While calculating the dividend yields for the ISX for different periods, we grouped the ISX listed companies based on the date when the shares resumed trading following the dividend distribution decision taken in the AGM.

Note: Follow Rabee Securities (RS) on Twitter, join Facebook and LinkedIn groups.



Table (2.0): Performance of Traded Shares

Code	Paid-in Capital		Closing Price (IQD)	Market Cap (IQD mn)	Weekly Chg (%)	YTD Chg (%)	Wk. Turnover (IQD/000)	Last Fin.*	P/E					P/BV					Profit Before Tax (IQD mn)					BV (IQD mn)					Note				
	(IQD mn)	(\$ mn)							FY13	FY14	FY15	FY16	Last*	FY13	FY14	FY15	FY16	Last*	FY13	FY14	FY15	FY16	Last*	FY13	FY14	FY15	FY16	Last*					
Telecom Sector																																	
Asiacell Communications PJSC	TASC	310,000	246.0	5.21	1,615,100	1,281.8	-	-2.8%	123,633	9M17	8.6	10.2	41.5	66.5	68.2	2.6	1.9	1.2	1.0	0.8	744,595	458,740	144,858	93,373	79,584	1,936,712	1,876,403	1,929,873	1,959,382	1,903,836	-		
Al-Khatem Telecom	TZNI	1,829,783	1,452.2	3.25	5,946,794	4,719.7	-	-0.3%	0	6M17	-	-	40.1	-	-	-	-	2.5	2.9	2.8	-	332,708	154,624	-9,537	12,294	2,102,044	2,401,703	2,271,919	2,072,355	2,087,115	-		
Total		2,139,783	1,698		7,561,894	6,001.5			123,633												744,595	791,448	299,482	83,836	91,878	4,038,756	4,278,106	4,201,792	4,031,737	3,990,951			
Banking Sector																																	
Al-Arabiya Islamic Bank (NR)	BAAI	250,000	198.4	1.00	250,000	198.4	-	-	0	9M17	-	-	-	-	-	-	-	-	1.0	1.0	-	-	-	-	-	-	-	-	250,903	-	-		
Ashur International Bank	BASH	250,000	198.4	0.30	75,000	59.5	-3.2%	-11.8%	46	9M17	9.9	24.1	10.0	-	-	0.7	0.9	0.4	0.3	0.3	19,186	13,367	14,425	-4,161	-194	230,926	269,274	270,190	262,311	263,845	-		
Babylon Bank	BBAY	250,000	198.4	0.30	75,000	59.5	3.4%	-9.1%	16,066	6M17	29.5	14.4	20.3	10.7	11.9	0.7	0.4	0.3	0.3	0.3	4,901	5,744	5,328	9,069	1,481	160,932	190,145	244,724	266,934	259,346	-		
Bank of Baghdad	BBOB	250,000	198.4	0.62	155,000	123.0	-	-27.4%	163,003	9M17	16.1	13.9	51.2	9.6	6.7	1.8	1.3	1.1	0.8	0.5	38,797	32,847	13,261	27,889	19,125	291,262	292,419	268,488	294,429	287,754	-		
Cihan Bank for Islamic & Finance	BCHI	250,000	202.4	2.75	701,250	556.5	-	-	1,375,000	9M17	3.7	7.4	3.8	-	28.8	0.4	0.5	0.3	-	2.1	44,139	26,331	31,597	25,603	16,509	325,878	343,780	360,892	316,097	336,447	-		
Commercial Bank of Iraq	BCOI	250,000	198.4	0.48	120,000	95.2	-4.2%	1.3%	28,437	9M17	15.5	17.9	14.1	15.8	12.2	0.7	0.6	0.4	0.4	0.4	10,689	10,462	8,109	8,500	8,831	196,579	284,385	274,201	281,941	289,691	-		
Dijlah & Furat Bank	BDFD	112,000	88.9	0.25	28,000	22.2	-	-10.7%	0	FY16	16.8	167.6	0.6	61.6	-	0.8	1.4	0.2	0.2	0.2	6,440	1,138	54,944	599	-344	120,638	118,239	166,612	131,995	131,884	Suspend/ISC		
Dar Es Salaam Inv. Bank***	BDSI	250,000	198.4	0.13	32,500	25.8	-	-	0	9M17	10.2	11.8	9.5	5.1	2.4	1.0	0.8	0.4	0.2	0.2	19,543	13,655	8,511	7,496	11,525	168,881	180,480	187,608	185,244	195,358	Suspend/ISC		
Economy Bank	BEFI	207,154	164.4	0.43	89,076	70.7	-	-38.7%	0	9M17	33.0	-	38.7	-	-	1.1	0.9	0.9	0.9	0.4	7,385	-3,249	6,092	609	1,751	177,106	204,967	207,829	206,222	252,966	Suspend/ISC		
Etal Islamic Bank	BELF	250,000	198.4	0.33	82,500	65.5	-	17.9%	99	9M17	15.1	25.6	-	16.7	16.2	0.7	0.8	0.4	0.3	0.3	9,317	6,739	418	5,112	3,692	173,248	178,974	254,622	259,000	258,619	-		
Gulf Commercial Bank	BGUC	300,000	238.1	0.35	105,000	83.3	-2.9%	-24.4%	94,050	9M17	6.1	7.5	15.5	27.1	31.3	0.9	0.8	0.5	0.4	0.3	56,027	42,753	13,913	5,855	7,993	303,984	345,974	321,626	325,269	332,164	-		
Investment Bank of Iraq	BIBI	250,000	198.4	0.42	105,000	83.3	-	-24.1%	53,189	9M17	9.0	8.7	9.7	14.7	21.3	1.3	0.9	0.6	0.5	0.4	31,540	34,842	20,865	12,111	2,962	186,357	283,749	281,262	291,489	277,312	-		
International Development Bank (NR)	BIDB	250,000	198.4	0.80	200,000	158.7	-	-	12,787,500	9M17	-	-	-	-	-	-	-	-	-	-	28,566	33,977	20,184	19,535	12,429	187,138	282,018	272,173	272,709	285,137	-		
Iraqi Islamic Bank	BIIB	250,000	198.4	0.50	125,000	99.2	-	-20.0%	17,083	9M17	9.4	35.8	15.8	20.1	13.0	1.1	0.9	0.5	0.6	0.5	33,385	8,547	9,610	8,785	9,851	231,727	263,857	273,434	262,900	268,493	-		
Iraqi Middle East Bank	BIME	250,000	198.4	0.35	87,500	69.4	-2.9%	-20.9%	189,768	9M17	11.5	41.6	23.5	7.7	8.8	1.2	0.5	0.5	0.4	0.3	24,468	4,291	6,621	16,461	8,645	202,780	307,074	276,968	291,293	292,234	-		
Iraq Noor Islamic Bank (NR)	BINI	250,000	198.4	1.00	250,000	198.4	-	-	24,748,750	9M17	-	-	-	-	41.9	-	-	-	-	-	-	-	-	256	4,937	-	-	-	250,971	45,774	-		
International Islamic Bank (NR)	BINT	100,000	79.4	1.00	100,000	79.4	-	-	0	9M17	-	-	-	-	-	-	-	-	-	-	-	-	-	-	-	-	-	-	100,275	45,922	Suspend/ISC		
Kurdistan International Bank	BKUI	400,000	317.5	1.24	496,000	393.7	-5.3%	-0.8%	6,839	9M17	18.4	20.1	13.7	9.1	8.0	1.6	1.6	1.1	0.9	0.8	42,783	44,388	49,854	55,446	43,929	426,431	464,161	506,537	563,580	607,512	-		
Al-Bitad Islamic Bank	BLAD	250,000	198.4	0.35	87,500	69.4	-2.8%	-	951,532	9M17	-	-	-	-	-	-	-	-	-	-	-	-	-	-	-	-	-	-	-	258,705	257,445	-	
Mosul Bank	BMTI	252,500	200.4	0.34	85,850	68.1	-5.9%	-42.9%	4,570,735	9M17	5.7	101.2	-	41.0	15.5	0.8	0.7	0.2	0.5	0.3	45,517	2,171	-332	4,053	5,235	261,119	262,940	262,608	266,660	271,895	-		
Al-Mansour Bank	BMNS	250,000	198.4	0.73	182,500	144.8	-1.3%	-21.3%	16,803	9M17	17.2	12.4	11.0	17.2	14.4	1.6	0.7	0.8	0.9	0.6	30,001	20,596	24,203	16,967	11,486	280,106	281,792	288,723	290,111	286,076	-		
National Islamic Bank	BNAI	251,000	199.2	1.21	303,710	241.0	-	-4.9%	255	9M17	-	-	8.7	12.8	9.9	-	-	0.9	1.0	1.0	39,635	37,172	35,386	26,810	19,849	285,821	285,461	288,665	284,832	309,936	-		
National Bank of Iraq	BNOI	250,000	198.4	0.46	115,000	91.3	-4.3%	15.4%	1,446	9M17	14.8	32.4	59.9	4.4	6.7	1.2	0.9	0.5	0.4	0.5	16,610	8,956	4,166	27,782	7,644	168,480	263,429	260,396	287,733	250,000	-		
North Bank	BNOR	300,000	238.1	0.20	60,000	47.6	-	66.7%	0	9M17	13.8	16.9	-	-	-	1.7	0.9	0.2	0.1	0.2	49,118	23,747	-5,532	-23,354	-7,577	315,484	334,504	329,116	305,763	298,184	Suspend/ISC		
Al-Qabedh Islamic Bank (NR)	BQAB	250,000	198.4	1.00	250,000	198.4	-	-	2,800,000	9M17	-	-	-	-	-	-	-	-	-	-	-	-	-	-	-	-	-	-	-	247,483	-		
Credit Bank of Iraq	BROI	250,000	198.4	0.69	172,500	136.9	-	-9.3%	1,620	9M17	52.2	19.5	12.7	37.7	26.6	3.1	0.9	0.5	0.6	0.6	13,746	16,016	13,914	6,382	5,303	197,079	290,171	301,810	308,278	312,183	-		
Region Trade Bank (NR)	BRTB	250,000	198.4	1.00	250,000	198.4	-	-	0	9M17	-	-	-	-	-	-	-	-	-	-	-26,042	11,981	12,382	11,641	8,930	-	-	-	-	-	258,705	257,445	-
Sumer Commercial Bank	BSUC	250,000	198.4	0.90	225,000	178.6	-	-	57,158	9M17	2.9	9.1	10.5	59.8	-	1.3	1.0	0.9	0.8	0.8	87,413	27,726	23,166	4,424	4,078	196,483	259,853	263,349	267,773	271,851	-		
Trans Iraq Bank for Investment (NR)	BTRI	264,000	209.5	0.70	184,800	146.7	-	5.1%	4,295,200	9M17	-	-	22.1	19.8	17.7	-	-	-	0.7	0.7	2,050	6,256	11,141	13,070	9,396	68,380	216,510	274,862	276,180	275,616	-		
United Bank	BUND	300,000	238.1	0.23	69,000	54.8	-	-22.6%	9,883	9M17	11.7	9.8	5.6	87.8	64.8	1.0	0.7	0.3	0.3	0.2	37,059	26,334	22,831	1,246	4,962	338,833	316,915	321,717	322,776	327,734	-		
Union Bank	BUOI	252,000	200.0	0.29	73,080	58.0	-	-27.5%	0	9M17	7.9	16.4	-	-	-	1.6	0.9	0.7	0.4	0.3	52,943	18,636	274	-826	2,915	215,426	271,691	260,875	264,195	263,207	Suspend/ISC		
World Islamic Bank for Inv. & Fin. (NR)	BWOR	250,000	198.4	-	-	-	-	-	0	9M17	-	-	-	-	-	68.9	47.9	2.9	-	-	-	-	-	130	3,530	4,935	4,894	60,020	250,150	254,308	-		
Zain Al-Iraq Islamic Bank (NR)	BZII	250,000	198.4	1.00	250,000	198.4	-	-	0	9M17	-	-	-	-	-	-	-	-	-	-	-	-	-	-	-	-	-	-	249,479	100,127	-		
Total																																	

Table (2.2): Performance of Traded Shares

Code	Paid-in Capital		Closing Price (IQD)	Market Cap		Weekly Chg (%)	YTD Chg (%)	Wk. Turnover (IQD'000)	Last Fin.*	P/E					P/BV					Profit Before Tax (IQD mn)					Note							
	(IQD mn)	(\$ mn)		(IQD mn)	(\$ mn)					FY13	FY14	FY15	FY16	Last*	FY13	FY14	FY15	FY16	Last*	FY13	FY14	FY15	Last*	FY13		FY14	FY15	FY16	Last*			
Agriculture Sector																																
Al-Ahliya for Agricultural Prod.	AAHP	575	0.5	1.20	690	0.5	-2.4%	-1.6%	0	3M17	-	28.8	12.3	29.5	14.6	3.2	2.9	2.4	2.4	2.3	-10	22	53	24	5	196	218	271	295	300	-	
Iraqi Agr. Prod. Mark. Meat	AIPM	5,000	4.0	4.29	21,450	17.0	1.5%	-9.1%	220,083	9M17	89.7	-	95.6	-	88.4	4.9	5.3	3.2	2.5	2.9	454	174	286	17	145	7,124	6,729	7,206	7,271	7,403	-	
Iraqi Agricultural Products	AIRP	360	0.3	7.70	2,772	2.2	1.3%	7.7%	116	9M17	25.6	15.8	9.1	42.9	6.3	3.9	1.6	1.0	1.0	1.1	220	305	367	72	260	1,239	2,608	2,786	2,573	2,573	-	
Iraqi for Seed Production	AISP	10,500	8.3	4.10	43,050	34.2	-	-	0	6M17	3.7	3.7	6.5	7.5	70.8	2.3	-	2.3	1.8	2.0	9,318	9,318	6,568	6,173	-1,404	15,209	-	18,725	24,909	21,597	Suspend/ISC	
Modern Animal & Agr. Production	AMAP	4,101	3.3	0.31	1,271	1.0	-6.1%	-38.0%	4	9M17	21.1	31.9	23.0	-	-	0.7	0.6	0.5	0.5	0.3	145	81	101	-110	-105	4,372	4,455	4,577	4,467	4,375	-	
Middle East Prod. & Mark. - Fish	AMEF	300	0.2	8.05	2,415	1.9	-	8.8%	135	6M17	35.7	15.1	13.6	17.1	26.0	2.5	1.5	1.3	1.3	1.5	126	182	182	158	-12	1,487	1,576	1,576	1,706	1,628	-	
Total		20,836	16.5		71,648	56.9			220,338												10,253	10,082	7,556	6,333	-1,112	29,628	15,585	35,142	41,222	37,874		
Insurance Sector																																
Al-Hiya For Insurance	NAHF	2,500	2.0	0.38	950	0.8	-	-9.5%	0	9M17	7.0	-	-	-	-	0.7	0.8	0.5	0.4	0.3	357	-207	-174	-45	-91	3,144	2,933	2,774	2,729	2,729	-	
Al-Ameen for Insurance***	NAME	3,819	3.0	0.48	1,833	1.5	-	-20.9%	24	9M17	6.1	10.0	11.8	19.5	18.1	1.1	1.1	1.0	0.8	0.4	776	501	385	206	101	3,541	3,902	3,953	4,065	4,167	-	
Dar Al-Salam for Insurance***	NDSA	5,000	4.0	0.98	4,895	3.9	-	13.0%	0	9M17	20.5	16.7	15.9	24.8	68.7	1.5	1.2	0.7	0.6	1.1	363	391	282	138	-36	4,199	4,499	4,953	4,683	4,647	-	
Gulf Insurance&Reinsurance	NGIR	2,000	1.6	0.54	1,080	0.9	-3.6%	12.5%	610	6M17	41.1	-	30.7	40.7	19.6	0.6	2.0	0.9	1.2	0.6	31	-235	65	65	5	2,194	2,242	1,908	1,957	1,835	-	
Al-Hamraa for Insurance (NR)	NHAM	5,000	4.0	0.42	2,100	1.7	-	-	0	9M17	3.3	15.1	4.3	4.4	2.8	0.6	0.9	0.5	0.3	0.3	1,228	409	867	480	821	5,425	5,748	6,476	6,940	7,761	-	
Total		18,319	14.5		10,858	8.6			634							2,755	858	1,425	843	799	2,755	858	1,425	843	799	18,504	19,324	20,064	20,374	21,138		
Investment Sector																																
Al-Ameen Financial Inv. (NR)	VAMF	1,500	1.2	1.00	1,500	1.2	-	-30.2%	0	9M17	-	-	-	-	-	2.3	2.5	2.4	2.8	2.5	-10	-135	-140	-74	-203	662	800	662	588	588	Suspend/GA	
AL- Batek Investment (NR)	VBAT	1,000	0.8	0.72	720	0.6	-	-	0	6M17	51.9	-	-	-	-	0.6	0.6	0.6	0.6	0.6	20	-31	-45	-80	-20	1,430	1,417	1,371	1,291	1,270	-	
Al-Khair for Financial Inv. (NR)	VKHF	7,000	5.6	0.22	1,540	1.2	-	10.0%	0	9M16	-	-	-	-	-	0.4	0.4	0.4	-	0.2	-341	-128	-96	-	-62	6,736	6,608	6,512	-	6,512	Suspend/ISC	
Bain Al-Nahrain Financial Inv. (NR)	VMES	1,000	0.8	1.00	1,000	0.8	-	-	0	9M17	189.6	-	46.1	-	-	0.9	1.0	1.0	1.2	1.2	6	-55	26	-189	-92	1,125	1,033	1,048	859	859	-	
AL-Wiaam for Financial Inv.	VWIF	2,000	1.6	0.89	1,780	1.4	-	-	0	9M17	31.1	-	-	-	65.9	1.4	1.3	1.0	1.0	1.1	113	-355	-45	-2	-89	2,184	1,829	1,785	1,783	1,694	-	
Al-Zawraa for Financial Inv.	VZAF	1,150	0.9	0.40	460	0.4	-	-	0	9M17	40.7	49.6	-	-	-	0.9	0.6	0.5	0.4	0.4	33	19	-80	-49	-36	1,303	1,313	1,233	1,184	1,147	-	
Total		13,650	10.8		7,000	5.6			0							-177	-685	-381	-394	-502	13,441	13,000	12,611	5,705	12,071							
Money Transfer Sector																																
Al-Hairir for Money Transfer (NR) ***	MTAH	100,000	79.4	0.65	65,000	51.6	-	-	0	9M17	-	-	-	-	107.2	-	-	-	-	1.4	49	114	239	516	678	15,228	15,374	45,523	45,952	46,630	-	
Al-Taif Money Transfer (NR)	MTAI	38,000	30.2	3.00	114,000	90.5	-	17.6%	0	9M17	-	-	-	-	-	-	-	2.6	2.1	2.6	186	533	691	278	-1,736	25,500	38,930	45,947	46,177	44,440	Suspend/ISC	
Al-Manafaa for Money Trans. (NR)(NR)	MTMA	45,000	35.7	-	-	-	-	-	0	9M17	-	-	-	-	-	-	-	-	-	-	3	-35	-47	3	321	15,018	14,983	44,936	44,938	45,259	-	
Mouta for Remittance (NR)(NR)	MTMO	45,000	35.7	-	-	-	-	-	0	9M17	-	-	-	-	-	-	-	-	-	-	45	-58	24	91	285	15,207	15,149	45,169	45,245	45,530	-	
Al-Maraj Al-Alamiya for Money T. (NR)	MTMR	100,000	79.4	1.00	100,000	79.4	-	-	0	FY16	-	-	-	-	-	-	-	-	-	-	-	-42	10	46	46	-	-	-	99,884	99,923	99,923	-
Al-Nibal Al Arabyia for Money Transfer (NR)	MTNI	45,000	35.7	1.00	45,000	35.7	-	-	0	9M17	-	-	-	-	-	-	-	1.0	1.0	1.0	86	69	89	82	-30	15,311	25,379	45,436	45,469	45,439	-	
Alnoor for Money Transfer (NR)	MTNN	45,000	35.7	1.00	45,000	35.7	-	-	0	9M17	-	-	-	-	57.6	-	-	-	-	-	-7	62	366	30	800	10,212	20,287	45,598	45,571	46,428	-	
Nobles for Money Transfer (NR)(NR)	MTNO	30,000	23.8	1.00	30,000	23.8	-	-	0	9M17	-	-	-	-	88.3	-	-	-	-	-	343	148	290	161	249	10,477	20,602	45,839	45,520	45,757	-	
Al-Rabita Almalia for Money Tr. (NR)	MTRA	100,000	79.4	0.50	50,000	39.7	-	-9.1%	0	9M17	-	-	-	-	-	-	-	-	-	-	19	8	24	315	-11	15,111	15,117	45,138	45,400	46,014	-	
Total		548,000	435		449,000	356			0							724	799	1,687	1,522	600	122,063	165,822	463,470	464,195	465,420							
Grand Total		11,381,256	9,033		14,467,590	11,482			52,995,123							1,491,967	1,283,898	732,017	415,421	349,115	10,271,024	11,630,147	12,416,972	13,646,406	13,420,273							

Source: Iraq Stock Exchange

*Last Financials: The date of the most recent financial statements.

P/E (Last): While calculating P/E (Last), we divided "Current Mcap" to "trailing net profit" when the recently announced financial statements are for the interim period. For the companies which trailing profit cannot be calculated due to lack of information, we divided "Current Mcap" to "annualized YTD profit," while calculating P/E (Last). We adjusted unaudited profit before tax values by deducting 15% income tax, while calculating annualized YTD profit.

P/BV (Last): Calculated by dividing "Current Mcap" to "BV in its Last Financials".

**When the original shares resume trading, we start using the number of shares that the company will reach after the capital increase with the assumption that the capital increase was reflected to the price of the shares. We use the new capital in calculating Mcap, too.

Note: "Suspend/ISC" companies are not trading due to ISC Instructions.

"Suspend/GA" companies are not trading due to General Assembly Meetings

"(NR)": These are the companies which are trading in the Non-Regular market (in compliance with Iraq Securities Commission law numbered 132/9 on 20/12/2012). These companies were moved to the secondary market (non-regular) because of the decrease in their trading volume and the number of days that these companies are being traded for. Please note, according to the Regulations of the Secondary Market, in each trading session, the average share price will be calculated for each share. The maximum increase and decrease of +/- 20% will be based on the average price in the previous session. The price should be valid during three effective trading sessions after the listing, and it will be free in the first trading session after capital increasing.

For any inquiries, contact:

Research

Aysegul Ozge Ozgur (SVP, Head of Research)

aozgur@rs.iq

Tugba Tan (Analyst)

ttan@rs.iq

Ahmed Abdul - Ameer (Junior Analyst)

aameer@rs.iq

Lana Nihad (Associate)

lnihad@rs.iq

research@rs.iq

Tel: +90 212 219 2524

Trading

traders@rs.iq

Tel: +964 727 002 0407

Info

info@rs.iq

Tel: +964 (790) 133 1492

RS Bloomberg page: <RSIQ>

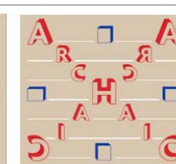
RS Website: RS.IQ



Asiacell has won "EMEAFINANCE's Best IPO in EMEA award" in EMEA Finance's Achievement Awards 2013.
(Arranger of the deal: Rabee Securities (RS))



Asiacell was named the winner of the corporate finance category in the 2013 Association of Corporate Treasures Middle East Deals (ACTME) of the Year Awards.
(Arranger of the deal: Rabee Securities (RS))



RS is a proud supporter of the Iraq Pavilion in the Venice Biennale .
2011 - 2013 - 2015 - 2017

Baghdad HQ

903/14/19
Karada, Baghdad, Iraq
Tel: +964 727 002 0407

Erbil

Italian Village offices
Office Number: 32, Erbil, Iraq
Tel: +964 770 493 9999

Suleymani

Rand Gallery
Office No: 9, Floor:3 , Suleymani, Iraq
Tel: +964 770 651 9944

Istanbul Rep. Office

Halaskargazi cad. 103
No: 7A Osmanbey, Istanbul, Turkey
Tel: +90 212 219 2524
Mob: +90 539 456 4566

DISCLAIMER

This publication may not be reproduced, modified, or re-disseminated in whole or in part without the prior written permission of Rabee Securities. The information provided herein is of a general nature and for informational purposes only and is not intended to serve as an offer or solicitation with respect to the purchase or sale of any security, or as a recommendation to adopt any particular trading strategy. Such information is subject to change without prior notice. Although Rabee Securities obtains information from sources it considers reliable, Rabee Securities makes no representations or warranties, express or implied, as to the information's accuracy or completeness. Furthermore, such information may be incomplete or condensed. Rabee Securities, its affiliates, directors, employees, assigns, agents, and successors bear no liability for any errors or omissions in this publication or for any losses arising from the use of or reliance upon this information. This limitation on liability applies to direct, indirect, consequential, special, punitive, or other damages, as well as damages for loss of profits or business interruption. Investors shall bear all responsibility for investment decisions taken on the basis of the contents of this report. Rabee Securities strongly advises potential investors to seek financial guidance when determining whether an investment is appropriate to their needs. All estimates included in this report constitute Rabee Securities' opinion as of the date published on the report and are subject to change without notice.