

**For any inquiries, contact:**

**Research**  
**Aysegul Ozge Ozgur**  
SVP, Head of Research ([aozgur@rs.iq](mailto:aozgur@rs.iq))

**Tugba Tan**  
Analyst ([ttan@rs.iq](mailto:ttan@rs.iq))

**Ahmed Abdul - Ameer**  
Junior Analyst ([aameer@rs.iq](mailto:aameer@rs.iq))

**Lana Nihad**  
Associate ([lnihad@rs.iq](mailto:lnihad@rs.iq))  
[research@rs.iq](mailto:research@rs.iq)

**Trading**  
[traders@rs.iq](mailto:traders@rs.iq)

Address: 903/14/19  
Karada, Baghdad-Iraq  
Tel: +964 (0) 727 002 0407  
[info@rs.iq](mailto:info@rs.iq)

**RS Website: [RS.IQ](http://RS.IQ)**  
**RS Bloomberg page: [RSIQ](https://www.bloomberg.com/quote/RSIQ:RSIQ)**

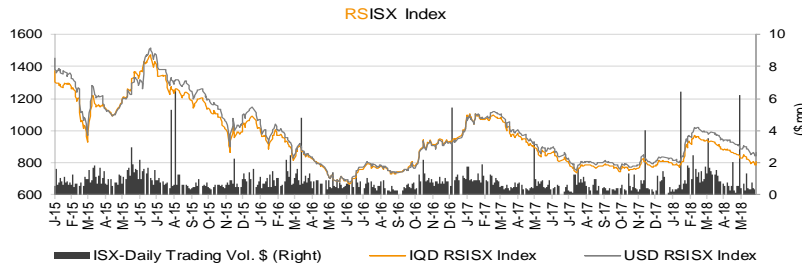
**Closing prices for the shares traded on the ISX are now available on Bloomberg.**

**DISCLAIMER**  
This publication may not be reproduced, modified, or re-disseminated in whole or in part without the prior written permission of Rabee Securities. The information provided herein is of a general nature and for informational purposes only and is not intended to serve as an offer or solicitation with respect to the purchase or sale of any security, or as a recommendation to adopt any particular trading strategy. Such information is subject to change without prior notice. Although Rabee Securities obtains information from sources it considers reliable, Rabee Securities makes no representations or warranties, express or implied, as to the information's accuracy or completeness. Furthermore, such information may be incomplete or condensed. Rabee Securities, its affiliates, directors, employees, assigns, agents, and successors bear no liability for any errors or omissions in this publication or for any losses arising from the use of or reliance upon this information. This limitation on liability applies to direct, indirect, consequential, special, punitive, or other damages, as well as damages for loss of profits or business interruption. Investors shall bear all responsibility for investment decisions taken on the basis of the contents of this report. Rabee Securities strongly advises potential investors to seek financial guidance when determining whether an investment is appropriate to their needs. All estimates included in this report constitute Rabee Securities' opinion as of the date published on the report and are subject to change without notice.

# Weekly Bulletin

**Table (1.0): Weekly Value Traded**

**IQD1,676,064,000**



**Table (1.1): Best Performers - Weekly**

Code	Price (IQD)	Price Chg/w
IKLV	1.900	12.4%
HTVM	5.440	9.9%
SMOF	14.000	7.7%
IMOS	5.700	7.5%
IIDP	1.280	6.7%

**Table (1.2): Worst Performers - Weekly**

Code	Price (IQD)	Price Chg/w
BZII	0.950	-24.6%
MTNN	0.320	-20.0%
BBAY	0.190	-13.6%
HASH	6.750	-13.4%
HBAY	55.000	-12.7%

**Table (1.3): RSISX Index Vs. Neighbour Market S.E.**

Index Close	Index Close	Chg./w	Chg./YTD
RSISX IND-IQD	806	0.5%	-0.6%
EGYPT	15,924	-3.0%	6.8%
KUWAIT	4,806	1.5%	-25.0%
SAUDI	8,344	2.2%	15.4%
MUSCAT	4,597	-0.2%	-8.9%
QATAR	9,242	4.1%	8.4%
DUBAI	3,042	2.6%	-9.7%
ABUDHABI	4,663	1.2%	6.7%
BAHRAIN	1,264	-0.2%	-3.2%
TURKEY	95,875	-3.3%	-16.9%
IRAN	95,999	0.4%	-1.9%

**Table (1.4): Top 5 Traded Vol. - weekly**

Code	Price IQD	Trad.Vol./w IQDbn	\$mn
BBOB	0.450	0.3	0.3
BASH	0.260	0.2	0.2
IBSD	4.120	0.1	0.1
BIME	0.200	0.1	0.1
HNTI	7.580	0.1	0.1

In the last session of the week (Thursday), 31 companies were able to trade and 25 companies were unable to do so mainly due to their General Assembly Meeting or ISX / ISC Instructions.

CBI auction price of Iraqi Dinar remained stable at 1184 IQD per USD during this week while market exchange rate of Iraqi Dinar remained stable at 1210 IQD per USD during this week. Volumes for the week reached IQD1.7 bn (\$1.4 mn), and the numbers of shares traded reached 3.2 bn.

Foreigners executed total 92 transactions this week. They executed 28 buying transactions amounted at IQD79 mn (\$65 K) and 64 selling transactions amounted at IQD124 mn (\$103 K). Thus, net sales of foreigners realized at IQD45 mn (\$37 K) while their share in total trading volume was 6.1%.

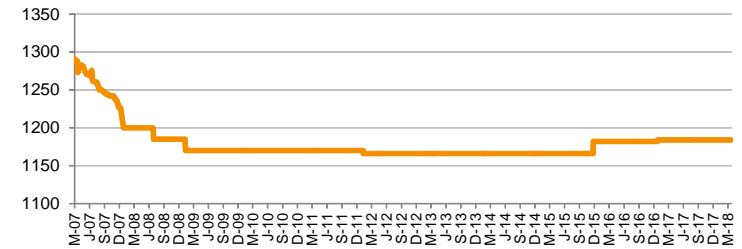
**Table (1.5): Iraq's International Bonds**

	2023 Eurobond (Coupon rate:6.75% - 2 times/year, Issue Vol.: \$1.0bn)		2028 Eurobond (Coupon rate:5.80% - 2 times per year, Issue Vol.: \$2.7bn)	
	Price	Yield	Price	Yield
Last	98.41	7.15	92.24	-
Ask	99.14	6.89	93.52	6.68
Bid	98.41	7.06	92.24	6.86

\*As of June 8, 2018  
Source: Börse Frankfurt (Frankfurt Stock Exchange)

**Table (1.6): Iraqi Dinar Value (CBI Auction Price)**

**1USD= (1190)**



**News from Iraq**

**Politics**

- Iraqi Kurdistan Prime Minister Nechirvan Barzani said Wednesday his government is exerting efforts to have good relations with the Baghdad-based federal government. Speaking during a press conference in Erbil, he said that "the region will pay every effort to normalize relations with Baghdad, ensuring rights and resolving all problems according to the constitution". Relations deteriorated between Baghdad and Erbil after the autonomous region voted in a popular poll in September for independence from Iraq, a step Baghdad deemed unconstitutional. (Iraqi News, Alsumaria)
- Iraq's Supreme Judicial Council said it would meet on Sunday (June 10) to implement the amended elections law approved by Iraqi parliament on Wednesday. The judicial council released a statement on Thursday saying it will select the judges who will carry out the duties of the Council of Commissioners of the Iraqi Independent High Electoral Commission (IHEC), who will not participate in the recount. "The judges will supervise the manual recount of the votes," the statement read. (NRT tv)
- The President Fuad Masum received on Tuesday Mr. Iraj Masjedi, the ambassador of the Islamic Republic of Iran to Iraq, in Baghdad. During the meeting, they stressed the importance of developing relations between the two neighboring countries at various levels to serve the common interests of both countries and peoples and enhance security, stability and cooperation in the region. (Presidency.iq)

**Economics**

- Iraqi oil minister Jabbar al-Luabi disclosed that the oil bartering with Iran did not start yet for technical reasons, thus denying Iranian statement. Last year, Iraq agreed to barter Kirkuk's crude oil to Iran to be used in its northern refineries, provided that Iran will hand over the same quantity of crude oil to Iraqi southern ports. (Iraq Trade Link)
- Turkey's ambassador to Iraq Fatih Yildiz said his country would release "sufficient quantities of water" to the Tigris in Iraq, urging the public to remain calm. (Kurdistan 24)
- Basra Multi-purpose Terminal (BMT), the largest multi-purpose port facility in Iraq, will be increasing their total investment in Umm Qasr Port to over \$200 mn, aimed to further advance the port in the international trade and transport sector. (Iraq Business News)
- Following the signing of an agreement with the KRG's Ministry of Natural Resources in May to build a new gas pipeline, Rosneft is planning to export 20 bn cubic meters of gas to Turkey and Europe. (Iraq Daily Journal)

**ISX, ISC & CBI Announcements**

- The Central Bank of Iraq (CBI) announced the formation of the Iraqi National Payments Council. Governor of the CBI, Ali Muhsin Ismail, pointed that a representative of the World Bank attended the meeting that announced the formation of the council. The governor said that the council will be the guide to monitor the payment systems through the participation of visions and proposals by the members of the Council. It is expected that the work of the council will enhance electronic payments in the country, as well as strengthening relations among the organs of banking in Iraq. (CBI.iq, Iraq Trade Link)
- Palestine Hotel (HPAL) will hold AGM\* on June 28, 2018 to discuss and approve 2016 annual financial results. ISX will suspend trading of HPAL starting June 25, 2018.
- Iraqi Date Processing and Marketing (IIDP) will hold AGM\* on June 25, 2018 to discuss and approve 2017 annual financial results. ISX will suspend trading of IIDP starting June 20, 2018.
- Mamoura Real-estate Investment (SMRI) will hold AGM\* on June 24, 2018 to discuss and approve 2017 annual financial results. ISX will suspend trading of SMRI starting June 19, 2018.
- International Islamic Bank (BINT) will resume trading on June 10, 2018 after providing its 2016 annual and 6M17 financial results.
- Al-Rabita Al-Maliya Company will hold AGM\* on June 12, 2018 to discuss and approve 2017 annual financial results. ISX suspended trading of MTRA starting June 7, 2018.
- Mosul Bank (BMFI) will hold AGM\* on June 10, 2018 to discuss and approve 2016 annual financial results. ISX suspended trading of BMFI starting June 6, 2018.
- Al-Mosul for Funfairs (SMOF) completed its capital increase procedure from IQD400 mn to IQD800 mn through 100% bonus issue.
- ISX decided to close the case against Union Bank (BUOI) for paying their annual subscription fees on May 15, 2018.

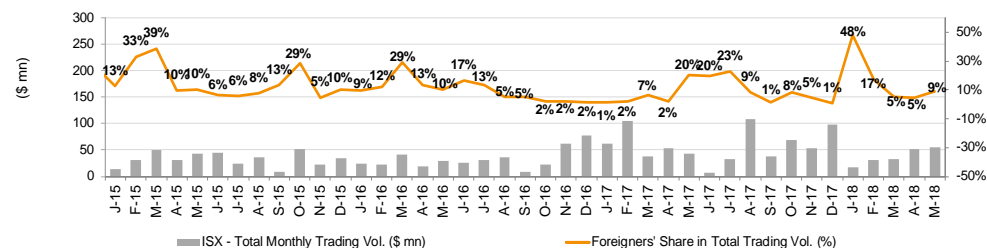
**Table (1.7): Dividend Distributions by ISX Listed Companies (2015-2016-2017)**

Company Name	ISX Code	Ex-dividend date	Ex-dividend date closing share price (IQD per share)	Dividend (IQD per share)	Dividend Yield (%)
Al-Ahliya for Agricultural Production	AAHP	19-Oct-16	1.47	0.017	1.2%
Iraqi Agr. Products Marketing Meat	AIPM	6-Sep-17	3.00	0.050	1.7%
Iraqi Agricultural Products	AIRP	15-Aug-17	7.40	0.100	1.4%
		11-Jul-16	7.70	0.250	3.2%
Iraqi for Seed Production	AISP	9-Aug-17	7.13	0.400	5.6%
		25-Sep-16	6.05	0.750	12.4%
Middle East for Prod.- Fish	AMEF	9-Nov-17	8.25	0.200	2.4%
		25-Aug-16	7.10	0.200	2.8%
Bank of Baghdad	BBOB	6-Jul-17	0.66	0.070	10.6%
Commercial Bank	BCOI	10-May-18	0.47	0.048	10.1%
		2-Aug-17	0.44	0.026	5.9%
Elaf Islamic Bank	BELF	16-Nov-17	0.29	0.010	3.4%
Gulf Commercial Bank	BGUC	22-Aug-16	0.39	0.010	2.6%
Investment Bank	BIBI	18-Jun-17	0.54	0.060	11.1%
Islamic Bank	BIB	24-Jul-16	0.45	0.060	13.3%
Iraqi Middle East Bank	BIME	3-Jan-18	0.35	0.005	1.4%
		18-Jul-16	0.41	0.010	2.3%
Al-Mansour Bank	BMNS	25-Mar-18	0.89	0.050	5.6%
		2-Apr-17	0.98	0.050	5.1%
		3-Mar-16	0.87	0.060	6.9%
National Islami Bank	BNAI	30-Jul-17	1.05	0.085	8.1%
		7-Aug-16	1.15	0.100	8.7%
National Bank	BNOI	15-Jun-17	0.56	0.020	3.6%
Credit Bank of Iraq	BROI	22-Apr-18	0.63	0.030	4.8%
Trans Iraq Bank for Investment	BTRI	10-May-18	0.70	0.034	4.9%
		21-May-17	0.70	0.034	4.9%
		14-Mar-16	0.70	0.030	4.3%
Baghdad Hotel	HBAG	30-Aug-17	9.35	0.470	5.0%
		22-Jun-17	7.80	0.250	3.2%
Babylon Hotel	HBAY	13-Nov-17	34.00	0.200	0.6%
Ishtar Hotel	HISH	7-Dec-17	12.30	0.350	2.8%
		22-Dec-16	13.30	0.200	1.5%
National for Tourist Invest.	HNTI	4-Jul-17	6.79	0.110	1.6%
		4-Jul-16	8.51	0.060	0.7%
Palastine Hotel	HPAL	13-Mar-17	14.65	0.200	1.4%
Baghdad Soft Drinks	IBSD	26-Apr-18	4.00	0.100	2.5%
		16-Jul-17	2.28	0.100	4.4%
		12-Jun-16	1.97	0.100	5.1%
Iraqi For Tufted Carpets	IITC	8-Aug-17	7.75	0.500	6.5%
		20-Oct-16	5.1	0.350	6.9%
Al-Mansour Pharma. Ind.	IMAP	26-Sep-16	0.62	0.047	7.6%
Modern Chemical Industries(NR)	IMCI	16-Oct-17	60.00	0.650	1.1%
		28-Aug-16	70.00	0.600	0.9%
Modern Sewing	IMOS	24-Jul-16	3.21	0.250	7.8%
Al-Noor for Money Transfer	MTNN	29-Aug-16	-	0.550	-
Al-Nobles for Money Transfer	MTNO	30-Aug-16	-	0.600	-
Al-Hamraa Insurance	NHAM	11-Oct-16	0.64	0.216	33.8%
Baghdad Passengers Transport	SBPT	3-Oct-17	14.00	1.300	9.3%
		26-Oct-16	13.40	0.800	6.0%
Asiacell Communications PJSC	TASC	13-Nov-17	5.25	0.750	14.3%
		8-Jan-17	6.80	0.250	3.7%
Al-Khatem Telecom	TZNI	15-May-16	3.05	0.118	3.9%

Note: According to Iraqi securities rules, the ex-date is the last trading session before the Annual General Assembly Meeting (AGM). Shareholders who own the shares before or at the market close on the ex-date have the right to receive dividend and/or bonus shares and participate in the rights issue at the book value. We calculate dividend yields by dividing dividend per share to the closing price before the AGM.

Source: Iraq Stock Exchange (ISX), Iraqi Securities Commission (ISC), Rabee Securities (RS)

**Table (1.8): ISX - Total Monthly Trading Vol. (\$ mn) & Foreigners' Share in Total T. Vol. (%)**



**Table (1.9): Iraq Stock Exchange (ISX) Dividend Yields**

Iraq Stock Exchange (ISX) - Dividend Yields	2013	2014	2015	2016	12 month trailing*
Average Dividend Yield (%) of All ISX Stocks	0.8%	1.3%	1.0%	1.4%	1.3%
Average Dividend Yield (%) of Non-Zero Dividend Yields of ISX Stocks	6.0%	6.1%	5.5%	6.9%	5.1%
Average Dividend Yield (%) of All Top-20 ISX Stocks (by Mcap)	1.4%	3.9%	2.5%	2.2%	2.7%
Average Dividend Yield (%) of Non-Zero Dividend Yields of Top-20 ISX stocks	7.1%	7.1%	7.1%	6.4%	5.4%

\*As of Today

Note: While calculating the dividend yields for the ISX for different periods, we grouped the ISX listed companies based on the date when the shares resumed trading following the dividend distribution decision taken in the AGM.

**Table (2.0): Financial Statement Announcements (this week)**

Sector / Company Name	ISX Code	Profit (Loss) Before Tax (IQD '000)			Profit (Loss) Before Tax (\$)		
		3M17	3M18	Y/Y Change (%)	3M17	3M18	Y/Y Change (%)
<b>Banking Sector</b>							
International Islamic Bank	BINT	-612,955	-1,396,795	-	-476,953	-1,125,843	-
World Islamic Bank for Investment & Finance	BWOR	1,051,000	1,695,000	61%	817,805	1,366,202	67%
Zain Al-Iraq Islamic Bank	BZII	453,006	1,736,275	283%	352,494	1,399,470	297%
<b>Telecom Sector</b>							
Al Khatem Telecom	TZNI	209,637	13,393,853	6289%	163,123	10,795,697	6518%
<b>Industry Sector</b>							
Iraqi for Carton Manufact. & Trading	IICM	-22,155	28,577	-	-17,239	23,034	-
Average IQD/US\$***					1,285	1,241	-3%

Sector / Company Name	ISX Code	Profit (Loss) Before Tax (IQD '000)			Profit (Loss) Before Tax (\$)		
		FY16	FY17	Y/Y Change (%)	FY16	FY17	Y/Y Change (%)
<b>Banking Sector</b>							
United Bank	BUND**	1,245,851	869,128	-30%	967,218	685,243	-29%
World Islamic Bank for Investment & Finance	BWOR**	130,000	1,247,000	859%	100,926	983,167	874%
<b>Telecom Sector</b>							
Al Khatem Telecom	TZNI*	-9,537,348	33,695,422	-	-7,404,331	26,566,336	-
<b>Industry Sector</b>							
Baghdad for Packing Materials	IBPM*	3,850	2,626	-32%	2,989	2,070	-31%
Average IQD/US\$***					1,288	1,268	-2%

Source: Iraq Stock Exchange (ISX), Iraqi Securities Commission (ISC), Rabee Securities (RS)

\* According to audited financial results prepared according to Iraqi accounting rules.

\*\* According to audited financial results prepared according to IFRS

\*\*\* We calculate average IQD/US\$ by calculating the average market price of IQD.

Note: Follow Rabee Securities (RS) on Twitter, join Facebook and LinkedIn groups.



Table (2.1): Performance of Traded Shares

Code	Paid-in Capital		Closing Price (IQD)	Market Cap (IQD mn)	Market Cap (\$ mn)	Weekly Chg (%)	YTD Chg (%)	Wk. Turnover (IQD'000)	Last Fin.*	P/E					P/BV					Profit Before Tax (IQD mn)					BV (IQD mn)					Note		
	(IQD mn)	(\$ mn)								FY13	FY14	FY15	FY16	Last*	FY13	FY14	FY15	FY16	Last*	FY13	FY14	FY15	FY16	Last*	FY13	FY14	FY15	FY16	Last*			
<b>Telecom Sector</b>																																
Asiacell Communications PJSC	TASC	310,000	256.2	8.75	2,712,500	2,241.7	2.9%	66.7%	12,475	3M18	8.6	10.2	41.5	66.5	31.8	2.6	1.9	1.2	1.0	1.6	744,595	458,740	144,858	93,373	73,954	1,936,712	1,876,403	1,929,873	1,959,382	1,719,034	-	
Al-Khatem Telecom	TZNI	1,829,783	1,512.2	3.30	6,038,283	4,990.3	-	1.5%	0	9M17	-	-	40.1	-	-	-	-	2.5	2.9	2.9	-	332,708	154,624	-9,537	27,689	2,102,044	2,401,703	2,271,919	2,072,355	2,102,509	-	
<b>Total</b>		<b>2,139,783</b>	<b>1,768</b>		<b>8,750,783</b>	<b>7,232.1</b>			<b>12,475</b>												<b>744,595</b>	<b>791,448</b>	<b>299,482</b>	<b>83,836</b>	<b>101,643</b>	<b>4,038,756</b>	<b>4,278,106</b>	<b>4,201,792</b>	<b>4,031,737</b>	<b>3,821,543</b>		
<b>Banking Sector</b>																																
Al-Arabiya Islamic Bank (NR)	BAAI	250,000	206.6	1.00	250,000	206.6	-	-	0	3M18	-	-	-	-	-	-	-	-	1.0	1.0	-	-	-	-	866	-	-	-	250,903	-	-	
Ashur International Bank	BASH	250,000	206.6	0.26	65,000	53.7	-	-13.3%	182,026	3M18	9.9	24.1	10.0	-	-	0.7	0.9	0.4	0.3	0.2	19,186	13,367	14,425	-4,161	1,404	230,926	269,274	270,190	262,311	267,097	-	
Babylon Bank	BBAY	250,000	206.6	0.19	47,500	39.3	-13.6%	-36.7%	5,463	3M18	29.5	14.4	20.3	10.7	7.9	0.7	0.4	0.3	0.3	0.2	4,901	5,744	5,328	9,069	1,409	160,932	190,145	244,724	266,934	259,274	-	
Bank of Baghdad	BBOB	250,000	206.6	0.45	112,500	93.0	4.7%	-26.2%	320,439	3M18	16.1	13.9	51.2	9.6	-	1.8	1.3	1.1	0.8	0.4	38,797	32,847	13,261	27,889	2,025	291,262	292,419	268,488	294,429	274,216	-	
Cihan Bank for Islamic & Finance	BCIH	255,000	210.7	2.65	675,750	558.5	-	-3.6%	0	3M18	3.7	7.4	3.8	-	46.6	0.4	0.5	0.3	-	2.1	44,139	26,331	31,597	25,603	-	325,878	343,780	360,892	316,097	322,326	-	
Commercial Bank of Iraq	BCOI	250,000	206.6	0.43	107,500	88.8	-	-2.8%	94,615	3M18	15.5	17.9	14.1	15.8	9.6	0.7	0.6	0.4	0.4	0.4	10,689	10,462	8,109	8,500	3,968	196,579	284,385	274,201	281,941	288,512	-	
Dijlah & Furat Bank	BDFD	112,000	92.6	0.25	28,000	23.1	-	-	0	FY16	16.8	167.6	0.6	61.6	-	0.8	1.4	0.2	0.2	0.2	6,440	1,138	54,944	599	-209	120,638	118,239	166,612	131,995	122,815	Suspend/ISC	
Dar Es Salaam Inv. Bank**	BDSI	250,000	206.6	0.13	32,500	26.9	-	-	0	3M18	10.2	11.8	9.5	5.1	-	1.0	0.8	0.4	0.2	0.4	19,543	13,655	8,511	7,496	2,770	168,881	180,480	187,608	185,244	82,201	Suspend/ISC	
Economy Bank	BEFI	250,000	206.6	0.53	132,000	109.1	-	0.1%	0	3M18	33.0	-	38.7	-	-	1.1	0.9	0.9	0.9	0.6	7,385	-3,249	6,092	609	-13,800	177,106	204,967	207,829	206,222	239,835	Suspend/ISC	
Elaf Islamic Bank	BELF	250,000	206.6	0.24	60,000	49.6	4.3%	-20.0%	36	3M18	15.1	25.6	-	16.7	29.6	0.7	0.8	0.4	0.3	0.2	9,317	6,739	418	5,112	1,105	173,248	178,974	254,622	259,000	260,105	-	
Erbil Bank for Invest. & Finance (NR)	BERI	265,000	219.0	-	-	-	-	-	0	FY16	-	-	-	-	-	-	-	-	-	-	-	-	-	-	10,507	-	-	286,898	283,240	283,240	-	
Gulf Commercial Bank	BGUC	300,000	247.9	0.23	69,000	57.0	-	-41.0%	37,325	3M18	6.1	7.5	15.5	27.1	39.2	0.9	0.8	0.5	0.4	0.2	56,027	42,753	13,913	5,855	925	303,984	345,974	321,626	325,269	322,623	-	
Investment Bank of Iraq	BIBI	250,000	206.6	0.42	105,000	86.8	2.4%	-	8,804	3M18	9.0	8.7	9.7	14.7	38.1	1.3	0.9	0.6	0.5	0.4	31,540	34,842	20,865	12,111	884	186,357	283,749	281,262	291,489	283,833	-	
International Development Bank (NR)	BIDB	250,000	206.6	0.86	215,000	177.7	-	7.5%	0	3M18	-	-	-	-	20.5	-	-	-	-	0.8	28,566	33,977	20,184	19,535	-	187,138	282,018	272,173	272,709	270,374	-	
Iraqi Islamic Bank	BIIB	250,000	206.6	0.44	110,000	90.9	2.3%	-12.0%	8,630	3M18	9.4	35.8	15.8	20.1	16.7	1.1	0.9	0.5	0.6	0.4	33,385	8,547	9,610	8,785	2,339	231,727	263,857	273,434	262,900	271,538	-	
Iraqi Middle East Bank	BIME	250,000	206.6	0.20	50,000	41.3	-	-42.0%	112,174	3M18	11.5	41.6	23.5	8.9	31.6	1.2	0.5	0.5	0.4	0.2	24,468	4,291	6,621	14,133	87	202,780	307,074	276,968	272,093	279,434	-	
Iraq Noor Islamic Bank (NR)	BINI	250,000	206.6	1.00	250,000	206.6	-	-	0	3M18	-	-	-	-	26.9	-	-	-	-	-	-	-	-	256	3,544	-	-	250,971	45,774	-		
International Islamic Bank (NR)	BINT	100,000	82.6	1.00	100,000	82.6	-	-	0	3M18	-	-	-	-	-	-	-	-	-	1.0	-	-	-	87	-1,397	-	-	100,275	45,922	Suspend/ISC		
Kurdistan International Bank	BKUI	400,000	330.6	1.29	516,000	426.4	-	0.8%	0	FY17	18.4	20.1	13.7	9.1	10.6	1.6	1.6	1.1	0.9	0.9	42,783	44,388	49,854	55,446	48,818	426,431	464,161	506,537	563,580	604,083	-	
Al-Bilad Islamic Bank	BLAD	250,000	206.6	0.35	87,500	72.3	-	-2.8%	0	3M18	-	-	-	-	-	-	-	-	-	-	-	-	-	-8,365	-	-	-	258,705	-	Suspend/ISC		
Mosul Bank	BMFI	252,500	208.7	0.20	50,500	41.7	5.3%	-37.5%	3,811	3M18	5.7	101.2	-	41.0	9.6	0.8	0.7	0.2	0.5	0.2	45,517	2,171	-332	4,053	1,063	261,119	262,940	262,608	266,660	273,548	Suspend/GA	
Al-Mansour Bank	BMNS	250,000	206.6	0.89	222,500	183.9	-	20.3%	4,452	3M18	17.2	12.4	11.0	17.2	14.0	1.6	0.7	0.8	0.9	0.8	30,001	20,596	24,203	16,967	4,423	280,106	281,792	288,723	290,111	294,391	-	
National Islamic Bank	BNAI	251,000	207.4	1.20	301,200	248.9	-	-0.8%	74,313	3M18	-	-	-	8.7	12.8	-	-	-	0.9	1.0	1.0	39,635	37,172	35,386	26,810	4,484	285,821	285,461	288,665	284,832	297,672	-
National Bank of Iraq	BNOI	250,000	206.6	0.53	132,500	109.5	-	12.8%	0	3M18	14.8	32.4	59.9	4.4	-	1.2	0.9	0.5	0.4	0.5	16,610	8,956	4,166	27,782	-731	168,480	263,429	260,396	287,733	250,000	-	
North Bank	BNOR	300,000	247.9	0.14	42,000	34.7	-6.7%	-30.0%	9,975	3M18	13.8	16.9	-	-	-	1.7	0.9	0.2	0.1	0.1	49,118	23,747	-5,532	-22,937	-1,275	315,484	334,504	329,116	306,180	291,841	-	
Al-Qabedh Islamic Bank (NR)	BQAB	250,000	206.6	1.00	250,000	206.6	-	-	165	3M18	-	-	-	-	-	-	-	-	-	-	-	-	-	-	-	-	-	-	-	-	-	
Credit Bank of Iraq	BROI	250,000	206.6	0.47	117,500	97.1	-	-27.7%	25,020	3M18	52.2	19.5	12.7	-	21.2	3.1	0.9	0.5	0.6	0.4	13,746	16,016	13,914	5,597	2,096	197,079	290,171	301,810	308,278	318,222	-	
Region Trade Bank (NR)	BRTB	250,000	206.6	1.00	250,000	206.6	-	-	0	3M18	-	-	-	-	-	-	-	-	-	-	-26,042	11,981	12,382	12,614	-	-	-	247,748	259,291	-	-	
Sumer Commercial Bank	BSUC	250,000	206.6	0.90	225,000	186.0	-	-	0	3M18	2.9	9.1	10.5	59.6	-	1.3	1.0	0.9	0.8	0.8	87,413	27,726	23,166	4,442	782	196,483	259,853	263,349	267,773	268,362	-	
Trans Iraq Bank for Investment	BTRI	264,000	218.2	0.67	175,824	145.3	-	0.0%	0	3M18	-	-	-	22.1	19.8	17.5	-	-	-	0.7	2,050	6,256	11,141	13,070	3,147	68,380	216,510	274,862	276,180	280,539	-	
United Bank	BUND	300,000	247.9	0.17	51,000	42.1	-5.6%	-26.1%	5,134	3M18	11.7	9.8	5.6	87.8	-	1.0	0.7	0.3	0.3	0.2	37,059	26,334	22,831	1,246	-744	338,833	316,915	321,717	322,776	322,898	-	
Union Bank	BUOI	252,000	208.3	0.29	73,080	60.4	-	-	0	3M18	7.9	16.4	-	-	-	1.6	0.9	0.7	0.4	0.3	52,943	18,636	274	-826	453	215,426	271,691	260,875	264,195	262,065	Suspend/ISC	
World Islamic Bank for Inv. & Fin. (NR)	BWOR	250,000	206.6	-	-	-	-	-	0	3M18	-	-	-	-	-	68.9	47.9	2.9	-	-	-	-	-	130	-	4,935	4,894	60,020	250,150	251,701	-	
Zain Al-Iraq Islamic Bank (NR)	BZII	250,000	206.6	0.95	237,500	196.3	-24.6%	-5.0%	417	3M18	-	-	-	-																		



**Table (2.3): Performance of Traded Shares**

Code	Paid-in Capital		Closing Price (IQD)	Market Cap		Weekly Chg (%)	YTD Chg (%)	Wk. Turnover (IQD/000)	Last Fin.*	P/E					P/BV					Profit Before Tax (IQD mn)					BV (IQD mn)					Note	
	(IQD mn)	(\$ mn)		(IQD)	(IQD mn)					(\$ mn)	FY13	FY14	FY15	FY16	Last*	FY13	FY14	FY15	FY16	Last*	FY13	FY14	FY15	Last*	FY13	FY14	FY15	FY16	Last*		
<b>Agriculture Sector</b>																															
Al-Ahliya for Agricultural Prod.	AAHP	575	0.5	1.25	719	0.6	-	4.2%	39,801	3M17	-	28.8	12.3	29.5	15.2	3.2	2.9	2.4	2.4	2.4	-10	22	53	24	5	196	218	271	295	300	-
Iraqi Agr. Prod. Mark. Meat	AIPM	5,000	4.1	4.70	23,500	19.4	0.6%	-40.8%	7,948	3M18	89.7	-	95.6	-	56.2	4.9	5.3	3.2	2.5	3.4	454	174	286	17	-108	7,124	6,729	7,206	7,271	6,837	-
Iraqi Agricultural Products	AIRP	360	0.3	8.05	2,898	2.4	-	5.2%	9,411	3M18	25.6	15.8	9.1	42.9	-	3.9	1.6	1.0	1.0	1.1	220	305	367	72	-58	1,239	2,608	2,786	2,573	2,721	-
Iraqi for Seed Production	AISP	10,500	8.7	4.10	43,050	35.6	-	-	0	6M17	3.7	3.7	6.5	7.5	70.8	2.3	-	2.3	1.8	2.0	9,318	9,318	6,568	6,173	-1,404	15,209	-	18,725	24,909	21,597	Suspend/ISC
Modern Animal & Agr. Production	AMAP	4,101	3.4	0.29	1,189	1.0	-	-9.4%	0	3M18	21.1	31.9	23.0	-	-	0.7	0.6	0.5	0.5	0.3	145	81	101	-110	-45	4,372	4,455	4,577	4,467	4,337	-
Middle East Prod. & Mark. - Fish	AMEF	300	0.2	8.77	2,631	2.2	2.0%	8.9%	335	FY17	35.7	15.1	13.6	17.1	36.5	2.5	1.5	1.3	1.3	1.6	126	182	182	158	86	1,487	1,576	1,576	1,706	1,639	-
<b>Total</b>		<b>20,836</b>	<b>17.2</b>		<b>73,987</b>	<b>61.1</b>			<b>57,496</b>												<b>10,253</b>	<b>10,082</b>	<b>7,556</b>	<b>6,333</b>	<b>-1,524</b>	<b>29,628</b>	<b>15,585</b>	<b>35,142</b>	<b>41,222</b>	<b>37,430</b>	
<b>Insurance Sector</b>																															
Al-Hiyya For Insurance	NAHF	2,500	2.1	0.40	1,000	0.8	-	-	0	FY17	7.0	-	-	-	-	0.7	0.8	0.5	0.4	0.4	357	-207	-174	-45	-121	3,144	2,933	2,774	2,729	2,607	-
Al-Ameen for Insurance**	NAME	3,819	3.2	0.45	1,719	1.4	-10.0%	-4.3%	900	3M18	6.1	10.0	11.8	19.5	-	1.1	1.1	1.0	0.8	0.4	776	501	385	206	13	3,541	3,902	3,953	4,085	4,002	-
Dar Al-Salam for Insurance	NDSA	5,000	4.1	0.93	4,650	3.8	-	-5.0%	0	FY17	20.5	16.7	15.9	24.8	73.7	1.5	1.2	0.7	0.6	1.1	363	391	282	138	76	4,199	4,499	4,963	4,683	4,267	-
Gulf Insurance&Reinsurance	NGIR	2,000	1.7	0.60	1,200	1.0	-	13.2%	0	6M17	41.1	-	30.7	40.7	21.8	0.6	2.0	0.9	1.2	0.7	31	-235	65	65	5	2,194	2,242	1,908	1,957	1,835	-
Al-Hamraa for Insurance (NR)	NHAM	5,000	4.1	0.42	2,100	1.7	-	-	0	3M18	3.3	15.1	4.3	4.4	3.3	0.6	0.9	0.5	0.3	0.2	1,228	409	867	480	563	5,425	5,748	6,476	6,940	8,730	-
<b>Total</b>		<b>18,319</b>	<b>15.1</b>		<b>10,669</b>	<b>8.8</b>			<b>900</b>							<b>2,755</b>	<b>858</b>	<b>1,425</b>	<b>843</b>	<b>534</b>	<b>2,755</b>	<b>-207</b>	<b>-174</b>	<b>-45</b>	<b>-121</b>	<b>18,504</b>	<b>19,324</b>	<b>20,064</b>	<b>20,374</b>	<b>21,441</b>	
<b>Investment Sector</b>																															
Al-Ameen Financial Inv. (NR)	VAMF	1,500	1.2	1.15	1,725	1.4	-	-	0	3M18	-	-	-	-	97.1	2.3	2.5	2.4	2.8	3.5	-10	-135	-140	-74	-1	662	800	662	588	486	-
AL- Batek Investment (NR)	VBAT	1,000	0.8	0.70	700	0.6	-	-2.8%	0	3M18	51.9	-	-	-	-	0.6	0.6	0.6	0.6	0.6	20	-31	-45	-80	-10	1,430	1,417	1,371	1,291	1,245	-
Al-Khair for Financial Inv. (NR)	VKHF	7,000	5.8	0.22	1,540	1.3	-	-	0	9M16	-	-	-	-	-	0.4	0.4	0.4	-	0.2	-341	-128	-96	-	-62	6,736	6,608	6,512	-	6,512	Suspend/ISC
Bain Al-Nahrain Financial Inv. (NR)	VMES	1,000	0.8	0.90	900	0.7	-	-10.0%	0	3M18	189.6	-	46.1	-	-	0.9	1.0	1.0	1.2	1.3	6	-55	26	-189	-44	1,125	1,033	1,048	859	684	-
AL-Wiaam for Financial Inv.	VWIF	2,000	1.7	0.88	1,760	1.5	-	-1.1%	0	3M18	31.1	-	-	-	51.2	1.4	1.3	1.0	1.0	1.0	113	-355	-45	-2	-17	2,184	1,829	1,785	1,783	1,796	-
Al-Zawraa for Financial Inv.	VZAF	1,150	1.0	0.45	518	0.4	-	12.5%	0	3M18	40.7	49.6	-	-	-	0.9	0.6	0.5	0.4	0.5	33	19	-80	-49	-6	1,303	1,313	1,233	1,184	1,149	-
<b>Total</b>		<b>13,650</b>	<b>11.3</b>		<b>7,143</b>	<b>5.9</b>			<b>0</b>							<b>-177</b>	<b>-685</b>	<b>-381</b>	<b>-394</b>	<b>-140</b>	<b>-177</b>	<b>-135</b>	<b>-140</b>	<b>-74</b>	<b>-1</b>	<b>13,441</b>	<b>13,000</b>	<b>12,611</b>	<b>5,705</b>	<b>11,871</b>	
<b>Money Transfer Sector</b>																															
Al-Harir for Money Transfer (NR) ***	MTAH	100,000	82.6	1.00	100,000	82.6	-	53.8%	0	3M18	-	-	-	-	84.5	-	-	-	-	2.1	49	114	239	516	305	15,228	15,374	45,523	45,952	47,168	-
Al-Taif Money Transfer (NR)	MTAI	38,000	31.4	3.00	114,000	94.2	-	-	0	FY17	-	-	-	-	-	-	-	2.6	2.1	2.5	186	533	691	278	293	25,500	38,930	45,947	46,177	46,201	Suspend/ISC
Al-Manafaa for Money Trans. (NR)(NR)	MTMA	45,000	37.2	-	-	-	-	-	0	FY17	-	-	-	-	-	-	-	-	-	-	3	-35	-47	3	388	15,018	14,983	44,936	44,938	45,318	-
Mouta for Remittance (NR)(NR)	MTMO	100,000	82.6	-	-	-	-	-	0	FY17	-	-	-	-	-	-	-	-	-	-	45	-58	24	91	145	15,207	15,149	45,169	45,245	100,387	Suspend/ISC
Al-Maraj Al-Alamiya for Money T. (NR)	MTMR	100,000	82.6	1.00	100,000	82.6	-	-	0	FY16	-	-	-	-	-	-	-	-	-	-	-	-42	10	46	46	-	-	99,884	99,923	99,923	-
Al-Nibal Al Arabia for Money Transfer (NR)	MTNI	45,000	37.2	1.00	45,000	37.2	-	-	0	3M18	-	-	-	-	-	-	-	1.0	1.0	1.0	86	69	89	82	-120	15,311	25,379	45,436	45,469	45,400	-
Alnoor for Money Transfer (NR)	MTNN	45,000	37.2	0.32	14,400	11.9	-20.0%	-68.0%	320	3M18	-	-	-	-	23.9	-	-	-	-	0.3	-7	62	366	30	-6	10,212	20,287	45,598	45,628	46,358	-
Nobles for Money Transfer (NR)(NR)	MTNO	30,000	24.8	1.00	30,000	24.8	-	-	0	3M18	-	-	-	-	-	-	-	-	-	0.7	343	148	290	161	-52	10,477	20,602	45,839	45,520	45,740	-
Al-Rabita Almalia for Money Tr. (NR)	MTRA	100,000	82.6	0.50	50,000	41.3	-	-	0	3M18	-	-	-	-	-	-	-	-	-	1.1	19	8	24	315	-4	15,111	15,117	45,138	45,400	45,605	Suspend/GA
<b>Total</b>		<b>603,000</b>	<b>498</b>		<b>453,400</b>	<b>375</b>			<b>320</b>							<b>724</b>	<b>799</b>	<b>1,687</b>	<b>1,522</b>	<b>994</b>	<b>724</b>	<b>799</b>	<b>1,687</b>	<b>1,522</b>	<b>994</b>	<b>122,063</b>	<b>165,822</b>	<b>463,470</b>	<b>464,252</b>	<b>522,100</b>	
<b>Grand Total</b>		<b>11,744,503</b>	<b>9,706</b>		<b>15,763,402</b>	<b>13,028</b>			<b>1,676,064</b>							<b>1,491,967</b>	<b>1,283,898</b>	<b>743,416</b>	<b>416,046</b>	<b>188,701</b>	<b>1,491,967</b>	<b>-207</b>	<b>-174</b>	<b>-45</b>	<b>-121</b>	<b>10,271,024</b>	<b>11,630,147</b>	<b>12,703,870</b>	<b>13,910,724</b>	<b>12,625,945</b>	

Source: Iraq Stock Exchange

\*Last Financials: The date of the most recent financial statements.

P/E (Last): While calculating P/E (Last), we divided "Current Mcap" to "trailing net profit" when the recently announced financial statements are for the interim period. For the companies which trailing profit cannot be calculated due to lack of information, we divided "Current Mcap" to "annualized YTD profit," while calculating P/E (Last). We adjusted unaudited profit before tax values by deducting 15% income tax, while calculating annualized YTD profit.

P/BV (Last): Calculated by dividing "Current Mcap" to "BV in its Last Financials".

\*\*When the original shares resume trading, we start using the number of shares that the company will reach after the capital increase with the assumption that the capital increase was reflected to the price of the shares. We use the new capital in calculating Mcap, too.

Note: "Suspend/ISC" companies are not trading due to ISC Instructions.

"Suspend/GA" companies are not trading due to General Assembly Meetings

"(NR)": These are the companies which are trading in the Non-Regular market (in compliance with Iraq Securities Commission law numbered 132/9 on 20/12/2012). These companies were moved to the secondary market (non-regular) because of the decrease in their trading volume and the number of days that these companies are being traded for. Please note, according to the Regulations of the Secondary Market, in each trading session, the average share price will be calculated for each share. The maximum increase and decrease of +/- 20% will be based on the average price in the previous session. The price should be valid during three effective trading sessions after the listing, and it will be free in the first trading session after capital increasing.

**For any inquiries, contact:**

**Research**

Aysegul Ozge Ozgur (SVP, Head of Research)

[aozgur@rs.iq](mailto:aozgur@rs.iq)

Tugba Tan (Analyst)

[ttan@rs.iq](mailto:ttan@rs.iq)

Ahmed Abdul - Ameer (Junior Analyst)

[aameer@rs.iq](mailto:aameer@rs.iq)

Lana Nihad (Associate)

[lnihad@rs.iq](mailto:lnihad@rs.iq)

[research@rs.iq](mailto:research@rs.iq)

Tel: +90 212 219 2524

**Trading**

[traders@rs.iq](mailto:traders@rs.iq)

Tel: +964 727 002 0407

**Info**

[info@rs.iq](mailto:info@rs.iq)

Tel: +964 (790) 133 1492

**RS Bloomberg page: <RSIQ>**

**RS Website: RS.IQ**



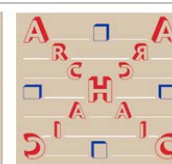
Asiacell has won "EMEA Finance's Best IPO in EMEA award" in EMEA Finance's Achievement Awards 2013.

*(Arranger of the deal: Rabee Securities (RS))*



Asiacell was named the winner of the corporate finance category in the 2013 Association of Corporate Treasures Middle East Deals (ACTME) of the Year Awards.

*(Arranger of the deal: Rabee Securities (RS))*



**RS is a proud supporter of the Iraq Pavilion in the Venice Biennale . 2011 - 2013 - 2015 - 2017**

**Baghdad HQ**

903/14/19  
Karada, Baghdad, Iraq  
Tel: +964 727 002 0407

**Erbil**

Italian Village offices  
Office Number: 32, Erbil, Iraq  
Tel: +964 770 493 9999

**Suleymani**

Rand Gallery  
Office No: 4, Floor: 6, Suleymani, Iraq  
Tel: +964 770 651 9944

**Istanbul Rep. Office**

Halaskargazi Cad. 103/16  
Osmanbey, Istanbul, Turkey  
Tel: +90 212 219 2524  
Mob: +90 539 456 4566

**DISCLAIMER**

This publication may not be reproduced, modified, or re-disseminated in whole or in part without the prior written permission of Rabee Securities. The information provided herein is of a general nature and for informational purposes only and is not intended to serve as an offer or solicitation with respect to the purchase or sale of any security, or as a recommendation to adopt any particular trading strategy. Such information is subject to change without prior notice. Although Rabee Securities obtains information from sources it considers reliable, Rabee Securities makes no representations or warranties, express or implied, as to the information's accuracy or completeness. Furthermore, such information may be incomplete or condensed. Rabee Securities, its affiliates, directors, employees, assigns, agents, and successors bear no liability for any errors or omissions in this publication or for any losses arising from the use of or reliance upon this information. This limitation on liability applies to direct, indirect, consequential, special, punitive, or other damages, as well as damages for loss of profits or business interruption. Investors shall bear all responsibility for investment decisions taken on the basis of the contents of this report. Rabee Securities strongly advises potential investors to seek financial guidance when determining whether an investment is appropriate to their needs. All estimates included in this report constitute Rabee Securities' opinion as of the date published on the report and are subject to change without notice.