

For any inquiries, contact:

Research

Aysegul Ozge Ozgur

SVP, Head of Research (aozgur@rs.iq)

Tugba Tan

Analyst (ttan@rs.iq)

Lana Nihad

Associate (lnihad@rs.iq)

research@rs.iq

Trading

traders@rs.iq

Address: 903/14/19

Karada, Baghdad-Iraq

Tel: +964 (0) 727 002 0407

info@rs.iq

RS Website: RS.IQ

RS Bloomberg page: <RSIQ>

DISCLAIMER

This publication may not be reproduced, modified, or re-disseminated in whole or in part without the prior written permission of Rabee Securities. The information provided herein is of a general nature and for informational purposes only and is not intended to serve as an offer or solicitation with respect to the purchase or sale of any security, or as a recommendation to adopt any particular trading strategy. Such information is subject to change without prior notice. Although Rabee Securities obtains information from sources it considers reliable, Rabee Securities makes no representations or warranties, express or implied, as to the information's accuracy or completeness. Furthermore, such information may be incomplete or condensed. Rabee Securities, its affiliates, directors, employees, assigns, agents, and successors bear no liability for any errors or omissions in this publication or for any losses arising from the use of or reliance upon this information. This limitation on liability applies to direct, indirect, consequential, special, punitive, or other damages, as well as damages for loss of profits or business interruption. Investors shall bear all responsibility for investment decisions taken on the basis of the contents of this report. Rabee Securities strongly advises potential investors to seek financial guidance when determining whether an investment is appropriate to their needs. All estimates included in this report constitute Rabee Securities' opinion as of the date published on the report and are subject to change without notice.

Weekly Bulletin

Table (1.0): Weekly Value Traded

IQD9,809,802,250 (\$8,132,336)

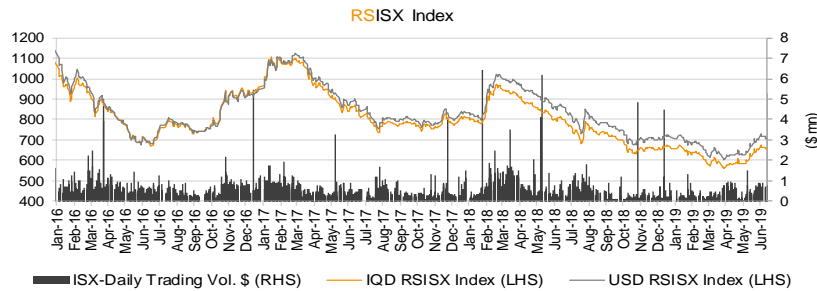


Table (1.1): Best Performers - Weekly

Code	Price (IQD)	Price Chg/w
SAEI	0.690	15.0%
VBAT	0.550	10.0%
IKLV	1.460	6.6%
AISP	5.720	4.0%
HKAR	0.870	3.6%

Table (1.2): Worst Performers - Weekly

Code	Price (IQD)	Price Chg/w
VWIF	0.700	-12.5%
BIBI	0.260	-7.1%
BGUC	0.150	-6.3%
BMFI	0.150	-6.3%
BBOB	0.370	-5.1%

Table (1.3):RSISX Index Vs. Neighbour Market S.E.

Index Close	Index Close	Chg. /w	Chg. /YTD
RSISX IND-IQD	657	-1.5%	-0.4%
EGYPT	13,788	0.1%	5.8%
KUWAIT	6,276	0.5%	19.2%
SAUDI	8,516	0.1%	9.9%
MUSCAT	3,942	0.2%	-9.3%
QATAR	10,319	0.5%	0.3%
DUBAI	2,620	0.0%	3.6%
ABUDHABI	5,004	0.0%	3.6%
BAHRAIN	1,435	0.1%	8.5%
IRAN	226,983	1.1%	40.6%

Table (1.4): Top 5 Traded Vol. - weekly

Code	Price IQD	TradingVol./ IQD	TradingVol./ IQDbn	TradingVol./ \$mn
TASC	7.950	4.9	4.03	
BNAI	0.630	2.4	1.99	
BCIH	2.650	0.8	0.69	
BBOB	0.370	0.5	0.44	
AISP	5.720	0.3	0.27	

In the last session of the week (Thursday), 33 companies were able to trade and 21 companies were unable to do so mainly due to their General Assembly Meeting or ISX / ISC Instructions.

CBI auction price of Iraqi Dinar remained stable at 1190 IQD per USD during this week and market exchange rate of Iraqi Dinar closed at 1206.5 IQD per USD as end of the week. Volumes for the week reached IQD9.8 bn (\$8.1 mn) and the numbers of shares traded reached 9.2 bn.

Foreigners executed total 214 transactions this week. They executed 130 buying transactions amounted at IQD235 mn (\$195 K) and 84 selling transactions amounted at IQD174 mn (\$144 K). Thus, net purchases of foreigners reached IQD62 mn (\$51 K) while their share in total trading volume was 2.1%.

Table (1.5): Iraq's International Bonds

	2023 Eurobond (Coupon rate:6.75%, 2 times per year, Issue Vol.: \$1.0 bn)		2028 Eurobond (Coupon rate:5.80%, 2 times per year, Issue Vol.: \$2.7 bn)	
	Price	Yield	Price	Yield
Last	100.30	6.54	95.96	-
Ask	101.33	6.30	97.32	6.19
Bid	100.30	6.52	95.96	6.41

*As of June 13, 2019

Source: Börse Frankfurt (Frankfurt Stock Exchange)

News from Iraq

Politics

- Iraqi President Barham Saleh welcomed on Wednesday a decision taken by the Sultanate of Oman to reopen the Omani Embassy in Baghdad. The president made the remarks during a meeting in Baghdad with visiting Omani Foreign Minister Yusuf bin Alawi and the accompanying delegation, the Iraqi presidency said. He hailed an Omani decision to reopen its embassy in Baghdad as "a positive step" that would contribute to deepening cooperation ties and bringing about prosperity of the two countries. "Baghdad and Muscat can play an important and influential role" in solving the regional issues, he said. (Iraqi News)
- President Barham Saleh received the Turkish Foreign Minister Mevlüt Çavuşoğlu in Erbil on Monday and discussed with him the latest political developments in the region. During the meeting, they conferred about the means to enhance and develop bilateral relations between Iraq and Turkey in a manner that serves the common interests of the two countries. (Presidency.iq)
- Nechirvan Barzani was sworn in on Monday as president of the Iraqi Kurdistan region, vowing to open a new chapter of relations with Baghdad. Barzani vowed to achieve political, security and economic stability in the Kurdistan region during the four years of his term. "We must cooperate with the federal authorities in Baghdad to find joint solutions to pending problems," he added. (Asharq Al-Awsat)
- The Prime Minister-designate of Kurdistan Region Masrour Barzani called on political parties to recognize the national responsibility to help the formation of the new cabinet. Barzani's statement came after President Nechirvan Barzani officially tasked him with the formation of the new KRG cabinet. He ensured that he has plans to conclude the process of cabinet formation within its legal framework of 30 days. (Bas News)

Economics

- Iraqi Foreign Minister Mohammed Ali al-Hakim received on Sunday the credentials of newly-appointed U.S. Ambassador in Baghdad Matthew H. Tueller. The two sides discussed ways to improve bilateral relations and enhance cooperation ties at various levels to meet aspirations of the Iraqi and American people. Hakim stressed his ministry's readiness to provide all possible facilities to enable Tueller to perform his duties as best as possible, wishing him success. (Iraqi News)
- Turkey has reportedly established a group of 51 experts to help solve Iraq's water problems. According to Anadolu Agency, Iraqi President Barham Salih visited Turkish President Recep Tayyip Erdogan last week to discuss water and infrastructure. (Iraq Business News)
- Chairman of the Iraqi parliamentary oil and energy commission Haibat al- Halbousi disclosed the date to end the electricity crisis in the country. In a statement, he put the next year will witness the end of this crisis. He pointed that Iraq does not suffer lack of energy, but the problem is in the distribution network, pointing that this year's production reached to 18,000 MW, with an increase of 3.5 thousand MW of the last year. (Iraq Trade Link)

ISX, ISC & CBI

- The Light Industries (ITLI) will hold an AGM* on Jul. 4, 2019 to discuss and approve 2014, 2015 and 2016 annual financial results. The company has been suspended since Jul. 13, 2016 for not disclosing financial results by an ISC decision.
- ISX will suspend trading of Palestine Hotel (HPAL) starting Jun. 23, 2019 due to the AGM* that will be held on Jun. 26, 2019 to discuss and approve 2017 annual financial results.
- Al-Khateem Telecoms (TZNI) will resume trading on Jun. 16, 2019 after discussing and approving 2017 and 2018 annual financial reports and deciding to distribute 3% cash dividend (IQD0.03 dividend per share, 1.1% dividend yield). The opening price will be IQD2.67 with +/-20% change.
- Subscription on IQD150 bn shares of International Islamic Bank (BINT) will be extended 60 days starting Jun. 16, 2019 to increase the capital from IQD100 bn to IQD250 bn through 150% rights issue.
- ISX suspended trading of Al-Ameen Financial Investment (VAMF) starting Jun. 11, 2019 due to the AGM* that will be held on Jun. 16, 2019 to discuss and approve 2018 annual results.
- Al Taif Islamic Bank for Investment & Finance (BTIB), with a capital of IQD100 bn, has completed the transferring procedures from money transfer company into an Islamic bank. The bank will start trading after depositing and activating 5% of the listed shares or after 21 days of depositing the company's shares.
- ISX suspended trading of Baghdad Soft Drinks (IBSD) starting Jun. 10, 2019 due to the AGM* that will be held on Jun. 13, 2019 to discuss and approve 2018 annual financial results and increasing the company's capital through bonus issue.
- Cross Transactions: 600.0 mn shares of Asiaceil (TASC) on Jun. 13, 2019, which represent 0.2% of TASC capital. 311.8 mn shares of Cihan Bank for Islamic and Finance (BCIH) on Jun. 13, 2019, which represents 0.2% of BCIH capital.

Recently Available Data for Public Budget, Iraq Banking Sector, Inflation and CBI Net Foreign Assets

- **Public Budget (2M19):** According to Central Bank of Iraq's (CBI) Economic and Statistic Data Website (cbr.iq.org), public budget revenues decreased 6% y/y to IQD13.1 trln (around \$10.8 bn) in 2M19 while public budget expenses increased 30% y/y to IQD11.4 trln (around \$9.5 bn) and thus public budget surplus decreased 68% y/y to IQD1.6 bn (around \$1.4 bn).
- **Iraq Banking Sector (FY18):** According to cbr.iq.org data, Iraqi banking sector total assets increased 11% ytd to IQD123.0 trln (\$101.7 bn) as end of FY18. Total deposits of the banking sector increased by 15% ytd to IQD76.9 trln (\$63.6 bn). Saving and fixed deposits increased 12% ytd to IQD21.4 trln (\$17.7 bn) while current deposit accounts increased 16% ytd to IQD55.5 trln (\$45.9 bn) and constituted 72% of total banking sector deposits. Iraqi banking sector total cash credit extended by commercial banks (state banks + private banks) grew by 1% ytd to IQD38.5 trln (\$31.8 bn) while private sector cash credits extended by commercial banks increased 4% ytd to IQD20.2 trln (\$16.7 bn) and constituted 53% of total banking sector credits.
- **Inflation (February 2019):** Annual Inflation occurred at +0.4% (y/y change).
- **CBI Net Foreign Assets (as of April 18, 2019):** IQD76.2 trln (\$64.5 bn), up 1.0% ytd.

Table (1.6): Dividend Distributions by ISX Listed Companies (2017-2018-2019)

Company Name	ISX Code	Ex-dividend date	Ex-dividend date closing share price (IQD per share)	Dividend (IQD per share)	Dividend Yield (%)
Al-Ahliya for Agricultural Production	AAHP	19-Nov-18	1.20	0.026	2.1%
Iraqi Agr. Products Marketing Meat	AIPM	6-Sep-17	3.00	0.050	1.7%
Iraqi Agricultural Products	AIRP	20-Dec-18	8.80	0.400	4.5%
		15-Aug-17	7.40	0.100	1.4%
Iraqi for Seed Production	AISP	9-Aug-17	7.13	0.400	5.6%
Middle East for Prod.- Fish	AMEF	29-Nov-18	9.75	0.200	2.1%
		9-Nov-17	8.25	0.200	2.4%
Ashur International Bank	BASH	25-Jul-18	0.30	0.010	3.3%
Bank of Baghdad	BBOB	6-Jul-17	0.66	0.070	10.6%
Cihan Bank for Islamic Finance	BCIH	10-Sep-18	2.65	0.118	4.5%
Commercial Bank	BCOI	7-Jan-19	0.48	0.035	7.3%
		10-May-18	0.47	0.048	10.1%
		2-Aug-17	0.44	0.026	5.9%
Elaf Islamic Bank	BELF	16-Nov-17	0.29	0.010	3.4%
Gulf Commercial Bank	BGUC	24-Sep-18	0.19	0.030	15.8%
Investment Bank	BIBI	18-Jun-17	0.54	0.060	11.1%
International Development Bank	BIDB	12-Jul-18	0.86	0.052	6.0%
Islamic Bank	BIIB	3-Sep-18	0.41	0.030	7.3%
Iraqi Middle East Bank	BIME	3-Jan-18	0.35	0.005	1.4%
Iraq Noor Islamic Bank	BINI	24-Mar-19	0.98	0.024	2.4%
		11-Jul-18	1.00	0.024	2.4%
		18-Jul-18	1.00	0.015	1.5%
International Islamic Bank	BINT	18-Jul-18	1.00	0.015	1.5%
Al Janoob Islamic Bank	BJAB	8-Nov-18	-	0.008	-
Mosul Bank	BMFI	14-Oct-18	0.15	0.004	2.7%
Al-Mansour Bank	BMNS	10-Mar-19	0.72	0.070	9.7%
		25-Mar-18	0.89	0.050	5.6%
		2-Apr-17	0.98	0.050	5.1%
National Islami Bank	BNAI	29-Nov-18	1.06	0.040	3.8%
		30-Jul-17	1.05	0.085	8.1%
National Bank	BNOI	17-Jul-18	0.41	0.080	19.5%
		15-Jun-17	0.56	0.020	3.6%
Credit Bank of Iraq	BROI	19-Feb-19	0.39	0.025	6.4%
		22-Apr-18	0.63	0.030	4.8%
Trans Iraq Bank for Investment	BTRI	14-Mar-19	0.70	0.030	4.3%
		10-May-18	0.70	0.034	4.9%
		21-May-17	0.70	0.034	4.9%
Baghdad Hotel	HBAG	1-Nov-18	8.99	0.440	4.9%
		30-Aug-17	9.35	0.470	5.0%
		22-Jun-17	7.80	0.250	3.2%
Babylon Hotel	HBAY	13-Nov-17	34.00	0.200	0.6%
Ishtar Hotel	HISH	7-Dec-17	12.30	0.350	2.8%
Mansour Hotel	HMAN	27-Nov-18	11.40	0.150	1.3%
National for Tourist Invest.	HNTI	27-Aug-18	7.60	0.070	0.9%
		4-Jul-17	6.79	0.110	1.6%
Palastine Hotel	HPAL	13-Mar-17	14.65	0.200	1.4%
Baghdad Soft Drinks	IBSD	26-Apr-18	4.00	0.100	2.5%
		16-Jul-17	2.28	0.100	4.4%
Iraqi For Tufted Carpets	IITC	19-Jul-18	7.70	0.500	6.5%
		8-Aug-17	7.75	0.500	6.5%
AL- Kindi of Veterinary Vaccines Drugs	IKLV	13-Dec-18	1.28	0.040	3.1%
Al-Mansour Pharma. Ind.	IMAP	17-Oct-17	0.69	0.060	8.7%
Modern Chemical Industries(NR)	IMCI	27-Aug-18	60.00	0.498	0.8%
		16-Oct-17	60.00	0.650	1.1%
Modern Sewing	IMOS	2-Aug-18	4.70	0.150	3.2%
Ready Made Clothes	IRMC	29-Oct-18	8.30	0.050	0.6%
Baghdad Passengers Transport	SBPT	1-Oct-18	17.00	1.500	8.8%
		3-Oct-17	14.00	1.300	9.3%
Asiacell Communications PJSC	TASC	9-Apr-19	8.20	1.000	12.2%
		19-Nov-18	8.32	1.000	12.0%
		13-Nov-17	5.25	0.750	14.3%
		8-Jan-17	6.80	0.250	3.7%

Note: According to Iraqi securities rules, the ex-date is the last trading session before the Annual General Assembly Meeting (AGM). Shareholders who own the shares before or at the market close on the ex-date have the right to receive dividend and/or bonus shares and participate in the rights issue at the book value. We calculate dividend yields by dividing dividend per share to the closing price before the AGM.

Source: Iraq Stock Exchange (ISX), Iraqi Securities Commission (ISC), Rabee Securities (RS)

Table (1.7): ISX - Total Monthly Trading Vol. (\$ mn) & Foreigners' Share in Total T. Vol. (%)

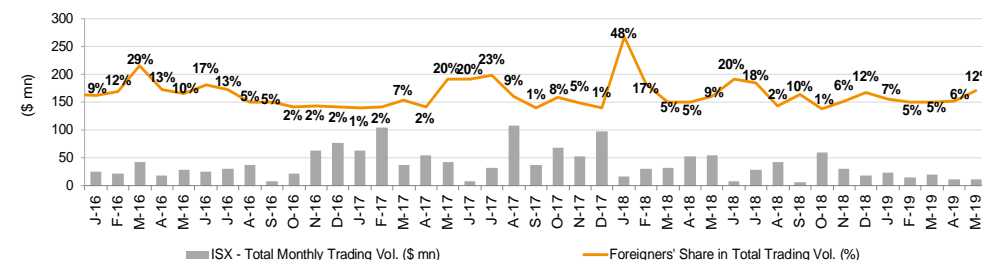


Table (1.8): Iraq Stock Exchange (ISX) Dividend Yields

Iraq Stock Exchange (ISX) - Dividend Yields	2014	2015	2016	2017	Last Twelve-Months
Average Dividend Yield (%) of All ISX Stocks	1.3%	1.0%	1.4%	1.2%	1.9%
Average Dividend Yield (%) of Non-Zero Dividend Yields of ISX Stocks	6.1%	5.5%	6.9%	4.8%	5.6%
Average Dividend Yield (%) of All Top-20 ISX Stocks (by Mcap)	3.9%	2.5%	2.2%	3.3%	3.3%
Average Dividend Yield (%) of Non-Zero Dividend Yields of Top-20 ISX stocks	7.1%	7.1%	6.4%	5.5%	5.5%

*As of Today

Note: While calculating the dividend yields for the ISX for different periods, we grouped the ISX listed companies based on the date when the shares resumed trading following the dividend distribution decision taken in the AGM.

Source: Iraq Stock Exchange (ISX), Iraqi Securities Commission (ISC), Rabee Securities (RS)

Table (1.9): Financial Statement Announcements (this week)

Sector / Company Name	ISX Code	Profit (Loss) Before Tax (IQD '000)		Profit (Loss) Before Tax (\$)			
		FY17	FY18: Y/Y Change (%)	FY17	FY18: Y/Y Change (%)		
Banking Sector							
Ashur Bank	BASH**	15,348,585	5,747,863	-63%	12,101,219	4,713,096	-61%
World Islamic Bank for Investment & Finance	BWOR**	1,247,062	-983,592	-	983,216	-806,519	-
Zain Al-Iraq Islamic Bank	BZII**	124,157	-1,721,909	-	97,889	-1,411,920	-
Agriculture Sector							
Iraqi Agr. Products Mark. Meat	AIPM*	519,715	460,418	-11%	409,757	377,530	-8%
Average IQD/US\$***					1,268	1,220	-4%

Source: Iraq Stock Exchange (ISX), Iraqi Securities Commission (ISC), Rabee Securities (RS)

*According to audited financial results prepared according to Iraqi accounting rules

**According to audited financial results prepared according to IFRS

*** We calculate average IQD/US\$ by calculating the average market price of IQD

Note: Follow Rabee Securities (RS) on Twitter, join Facebook and LinkedIn groups.



Table (2.0): Performance of Traded Shares

Code	Paid-in Capital		Closing	Market Cap		Weekly Chg (%)	YTD Chg (%)	Wk. Turnover (IQD'000)	Last Fin.*	P/E					P/BV					Profit Before Tax (IQD mn)					BV (IQD mn)					Note	
	(IQD mn)	(\$ mn)	Price (IQD)	(IQD mn)	(\$ mn)					FY14	FY15	FY16	FY17	Last*	FY14	FY15	FY16	FY17	Last*	FY14	FY15	FY16	FY17	Last*	FY14	FY15	FY16	FY17	Last*		
Telecom Sector																															
Asiacell Communications PJSC	TASC	310,000	256.9	7.95	2,464,500	2,042.7	-0.6%	18.7%	4,864,835	3M19	10.2	41.5	66.5	42.3	19.5	1.9	1.2	1.0	1.0	1.6	458,740	144,858	93,373	115,540	44,044	1,876,403	1,929,873	1,959,382	1,687,859	1,535,525	-
Al-Khaterm Telecom (NR)	TZNI	1,829,783	1,516.6	2.70	4,940,413	4,094.8	-	-5.3%	0	FY18	n.a.	40.1	n.v.	176.5	84.0	n.a.	2.5	2.9	2.8	2.3	332,708	154,624	-9,537	33,695	80,624	2,401,703	2,271,919	2,072,355	2,108,516	2,146,663	-
Total		2,139,783	1,774		7,404,913	6,137.5			4,864,835												791,448	299,482	83,836	149,235	124,668	4,278,106	4,201,792	4,031,737	3,796,375	3,682,188	
Banking Sector																															
Al-Arabiya Islamic Bank (NR)	BAAI	250,000	207.2	1.00	250,000	207.2	-	-	0	3M19	n.a.	n.a.	n.a.	n.v.	n.v.	n.a.	n.a.	1.0	1.0	1.0	-	-	-	-2,760	11	-	-	250,903	248,143	248,921	-
Asia Al Iraq Islamic Bank (NR)	BAIB	100,000	82.9	1.15	115,000	95.3	-	-	0	3M19	n.a.	n.a.	n.a.	n.v.	n.a.	n.a.	n.a.	n.a.	1.0	1.2	-	-	-	-91	-	-	-	100,501	98,464	-	
Ashur International Bank	BASH	250,000	207.2	0.20	50,000	41.4	-	-13.0%	1,080	3M19	24.1	10.0	5.8	5.6	10.4	0.9	0.4	0.3	0.3	0.2	13,367	14,425	15,477	15,349	1,235	269,274	270,190	262,311	266,126	269,565	-
Babylon Bank	BBAY	250,000	207.2	0.11	27,500	22.8	-	-42.1%	880	3M19	14.4	20.3	10.7	14.8	6.6	0.4	0.3	0.3	0.3	0.1	5,744	5,328	9,069	5,072	1,065	190,145	244,724	266,934	262,937	259,520	-
Bank of Baghdad	BBOB	250,000	207.2	0.37	92,500	76.7	-5.1%	27.6%	529,419	3M19	13.9	51.2	9.6	24.9	17.1	1.3	1.1	0.8	0.6	0.3	32,847	13,261	27,889	9,577	3,533	292,419	268,488	294,429	272,710	269,517	-
Cihan Bank for Islamic & Finance	BCIH	255,000	211.4	2.65	675,750	560.1	-	-	827,493	3M19	7.4	3.8	n.a.	32.2	241.1	0.5	0.3	n.a.	2.1	2.3	26,331	31,597	25,603	25,603	-523	343,780	360,892	316,097	329,992	292,877	-
Commercial Bank of Iraq	BCOI	250,000	207.2	0.43	107,500	89.1	-	-1.1%	11,865	FY18	17.9	14.1	15.8	12.2	9.9	0.6	0.4	0.4	0.4	0.4	10,462	8,109	8,500	11,507	11,684	284,385	274,201	281,941	291,809	283,958	-
Dijlah & Furat Bank (NR)	BDFD	112,000	92.8	0.25	28,000	23.2	-	-	0	3M19	167.6	0.6	61.6	71.3	n.v.	1.4	0.2	0.2	0.2	0.2	1,138	54,944	599	393	-129	118,239	166,612	131,995	123,100	122,360	Suspend/ISC
Dar Es Salam Inv. Bank (NR)***	BDSI	250,000	207.2	0.13	32,500	26.9	-	-	0	3M18	11.8	9.5	5.1	n.v.	n.v.	0.8	0.4	0.2	0.4	0.4	13,655	8,511	7,496	-104,401	2,770	180,480	187,608	185,244	79,431	82,201	Suspend/ISC
Economy Bank (NR)	BEFI	250,000	207.2	0.53	132,000	109.4	-	-	0	3M19	n.v.	38.7	333.9	n.a.	46.0	0.9	0.9	0.9	0.4	0.5	-3,249	6,092	609	-	717	204,967	207,829	206,222	253,510	252,567	Suspend/ISC
Elaf Islamic Bank	BELF	250,000	207.2	0.19	47,500	39.4	-	-13.6%	0	FY18	25.6	302.3	16.7	32.8	8.8	0.8	0.4	0.3	0.3	0.2	6,739	418	5,112	2,690	6,319	178,974	254,622	259,000	261,690	261,435	-
Erbil Bank for Invest. & Finance (NR)	BERI	265,000	219.6	-	-	-	-	-	0	9M18	n.a.	n.a.	n.a.	n.a.	n.a.	n.a.	n.a.	n.a.	n.a.	n.a.	12,740	11,399	10,507	8,056	-	277,209	286,898	283,240	281,396	290,789	-
Gulf Commercial Bank	BGUC	300,000	248.7	0.15	45,000	37.3	-6.3%	-21.1%	20,974	3M19	7.5	15.5	27.1	23.2	n.v.	0.8	0.5	0.4	0.4	0.1	42,753	13,913	5,855	5,041	-1,186	345,974	321,626	325,269	321,698	310,613	-
Investment Bank of Iraq	BIBI	250,000	207.2	0.26	65,000	53.9	-7.1%	-7.1%	13,434	3M19	8.7	9.7	14.7	25.9	n.v.	0.9	0.6	0.5	0.4	0.2	34,842	20,865	12,111	4,776	-612	283,749	281,262	291,489	283,146	282,533	-
International Development Bank (NR)	BIDB	250,000	207.2	0.81	202,500	167.8	-	-	4	3M19	n.a.	n.a.	n.a.	13.4	22.6	n.a.	n.a.	n.a.	0.7	0.8	33,977	20,184	19,535	14,967	872	282,018	272,173	272,709	269,431	264,952	-
Iraqi Islamic Bank	BIIB	250,000	207.2	0.40	100,000	82.9	-2.4%	-	3,350	3M19	35.8	15.8	20.1	16.0	20.3	0.9	0.5	0.6	0.5	0.4	8,547	9,610	8,785	9,196	2,012	263,857	273,434	262,900	267,312	265,693	-
Iraqi Middle East Investment Bank	BIME	250,000	207.2	0.11	27,500	22.8	-	-15.4%	3,143	3M19	41.6	23.5	8.9	n.v.	n.v.	0.5	0.5	0.4	0.3	0.1	4,291	6,621	14,133	-582	-253	307,074	276,988	270,093	270,898	267,252	-
Iraq Noor Islamic Bank (NR)	BINI	250,000	207.2	0.95	238,000	197.3	-	-	0	3M19	n.a.	n.a.	n.a.	33.7	59.5	n.a.	n.a.	n.a.	1.0	0.9	-	-	256	7,422	1,568	-	250,971	258,208	259,654	-	
International Islamic Bank (NR)***	BINT	250,000	207.2	1.00	250,000	207.2	-	1.8%	0	9M18	n.a.	n.a.	n.a.	764.6	676.7	n.a.	n.a.	n.a.	1.0	2.6	-	-	87	131	-2,815	-	100,275	100,405	96,571	-	
Al Janoob Islamic Bank (NR)	BJAB	250,000	207.2	-	-	-	-	-	0	3M19	n.a.	n.a.	n.a.	n.a.	n.a.	n.a.	n.a.	n.a.	n.a.	n.a.	-10	126	106	3,679	-	10,001	45,108	45,118	253,759	251,517	-
Kurdistan International Islamic Bank	BKUI	400,000	331.5	1.10	440,000	364.7	-	-	0	3M19	20.1	13.7	9.1	10.5	103.4	1.6	1.1	0.9	0.8	0.7	44,388	49,854	55,446	48,818	1,011	464,161	506,537	563,580	604,084	602,898	-
Al-Bilad Islamic Bank (NR)	BLAD	250,000	207.2	0.35	87,500	72.5	-	-	0	3M19	n.a.	n.a.	n.a.	1,267.6	n.v.	n.a.	n.a.	n.a.	0.3	0.4	-	-	-8,365	71	-1,652	-	-	258,705	259,602	242,733	Suspend/ISC
Mosul Bank	BMFI	252,500	209.3	0.15	37,875	31.4	-6.3%	-6.3%	1,079	3M19	101.2	n.v.	41.0	16.3	123.0	0.7	0.2	0.5	0.3	0.1	2,171	-332	4,053	5,824	756	262,940	262,608	266,660	272,484	268,853	-
Al-Mansour Bank	BMNS	250,000	207.2	0.71	177,500	147.1	-2.7%	26.8%	75,593	3M19	12.4	11.0	17.2	13.3	8.9	0.7	0.8	0.9	0.7	0.6	20,596	24,203	16,967	17,509	3,075	281,792	288,723	290,111	292,772	300,112	-
National Islamic Bank	BNAI	251,000	208.0	0.63	158,130	131.1	-	-30.0%	2,397,780	3M19	n.a.	8.7	12.8	11.9	72.3	n.a.	0.9	1.0	1.0	0.5	37,172	35,386	26,810	30,311	547	285,461	288,665	284,832	293,188	287,691	-
National Bank of Iraq	BNOI	250,000	207.2	0.38	95,000	78.7	-5.0%	11.8%	37,681	3M19	32.4	59.9	4.4	39.6	n.v.	0.9	0.5	0.4	0.5	0.4	8,956	4,166	27,782	5,876	2,044	263,429	260,396	287,733	250,000	250,000	-
North Bank	BNOI	300,000	248.7	0.11	33,000	27.4	-	-	0	3M19	16.9	n.v.	n.v.	n.v.	n.v.	0.9	0.2	0.1	0.2	0.1	23,747	-5,532	-22,937	-12,575	-3,255	334,504	329,116	306,180	293,117	274,178	Suspend/ISC
Al-Qabedh Islamic Bank (NR)	BQAB	250,000	207.2	1.00	250,000	207.2	-	-	0	3M19	n.a.	n.a.	n.a.	n.v.	877.2	n.a.	n.a.	n.a.	1.0	1.0	-	-	-62	-2,334	248	-	-	100,343	247,213	246,305	-
Al-Qurtas Islamic Bank (NR)	BQUR	250,000	207.2	-	-	-	-	-	0	3M19	n.a.	n.a.	n.a.	n.v.	n.a.	n.a.	n.a.	n.a.	1.0	n.a.	-	-	1	-965	-	-	-	100,108	248,369	253,107	-
Credit Bank of Iraq (NR)	BROI	250,000	207.2	0.39	97,500	80.8	-4.9%	4.0%	14,459	3M19	19.5	12.7	39.4	29.7	37.2	0.9	0.5	0.6	0.5	0.3	16,016	13,914	5,597	6,736	-1,131	290,171	301,810	308,278	314,801	312,300	-
Region Trade Bank (NR)	BRTB	250,000	207.2	1.00	250,000	207.2	-	-	0	3M19	n.a.	n.a.	n.a.	22.9	n.v.	n.a.	n.a.	n.a.	0.9	1.0	11,981	12,382	12,614	11,863	-32,001	236,402	247,748	259,291	270,196	250,867	-
Sumer Commercial Bank	BSUC	250,000	207.2	0.70	175,000	145.0	-	-22.2%	0	3M19	9.1	10.5	59.6	561.6	736.9	1.0	0.9	0.8	0.8	0.7	27,726	23,166	4,442	471	106	259,853	263,349	267,773	267,581	268,684	-
Trans Iraq Bank for Investment	BTRI	264,000	218.8	0.67	176,801	146.5	-	-	0	3M19	n.a.	22.1	19.8	18.0	45.3	n.a.	0.7	0.7	0.7	0.6	6,256	11,141	13,070	12,926							

Table (2.2): Performance of Traded Shares

Code	Paid-in Capital		Closing	Market Cap	Weekly Chg	YTD Chg	Wk. Turnover	Last	P/E					P/BV					Profit Before Tax (IQD mn)					BV (IQD mn)					Note		
	(IQD mn)	(\$ mn)	Price (IQD)	(IQD mn)	(\$ mn)	(%)	(%)	(IQD'000)	Fin. ^a	FY14	FY15	FY16	FY17	Last ^a	FY14	FY15	FY16	FY17	Last ^a	FY14	FY15	FY16	FY17	Last ^a	FY14	FY15	FY16	FY17		Last ^a	
Insurance Sector																															
Al-Hiya For Insurance (NR)	NAHF	2,500	2.1	0.32	800	0.7	-	-20.0%	0	3M19	n.v.	n.v.	n.v.	n.v.	n.v.	0.8	0.5	0.4	0.4	0.3	-207	-174	-45	-121	-5	2,933	2,774	2,729	2,607	2,440	-
Al-Ameen for Insurance**	NAME	3,819	3.2	0.34	1,299	1.1	-	13.3%	0	3M19	10.0	11.8	19.5	n.v.	14.0	1.1	1.0	0.8	0.4	0.3	501	385	206	-79	6	3,902	3,953	4,065	3,989	4,018	-
Dar Al-Salam for Insurance (NR)	NDSA	7,000	5.8	0.49	3,430	2.8	2.1%	-23.4%	74	3M19	16.7	15.9	24.8	77.5	94.7	1.2	0.7	0.6	1.1	0.6	391	282	138	76	-28	4,499	4,953	4,683	4,267	5,698	-
Gulf Insurance&Reinsurance	NGIR	2,000	1.7	0.61	1,220	1.0	-	5.2%	0	9M18	n.v.	30.7	40.7	5.4	6.2	2.0	0.9	1.2	0.4	0.5	-235	65	65	232	247	2,242	1,908	1,957	2,631	2,482	-
Al-Hamraa for Insurance (NR)	NHAM	7,000	5.8	0.42	2,940	2.4	-	40.0%	0	9M18	15.1	4.3	4.4	3.2	4.7	0.9	0.5	0.3	0.3	0.3	409	867	480	648	803	5,748	6,476	6,940	8,168	8,971	-
Total		22,319	18.5		9,689	8.0			74												858	1,425	843	755	1,023	19,324	20,064	20,374	21,663	23,609	
Investment Sector																															
Al-Ameen Financial Inv. (NR)	VAMF	1,500	1.2	1.32	1,980	1.6	-	-5.7%	0	3M19	n.v.	n.v.	n.v.	n.v.	n.v.	2.5	2.4	2.8	1.7	2.4	-135	-140	-74	-102	4	800	662	588	986	834	Suspend/GA
AL- Batek Investment (NR)	VBAT	1,000	0.8	0.55	550	0.5	10.0%	-23.6%	11	3M19	n.v.	n.v.	n.v.	n.v.	n.v.	0.6	0.6	0.6	0.6	0.4	-31	-45	-80	-39	-10	1,417	1,371	1,291	1,251	1,225	-
Al-Khair for Financial Inv. (NR)	VKHF	7,000	5.8	0.22	1,540	1.3	-	-	0	9M16	n.v.	n.v.	n.a.	n.a.	n.v.	0.4	0.4	n.a.	n.a.	0.2	-128	-96	-	-	-62	6,608	6,512	-	-	6,512	Suspend/ISC
Bain Al-Nahrain Financial Inv. (NR)	VMES	1,000	0.8	0.90	900	0.7	-	-	0	3M19	n.v.	46.1	n.v.	n.v.	n.v.	1.0	1.0	1.2	1.5	1.5	-55	26	-189	-176	-20	1,033	1,048	859	684	595	-
AL-Wiaam for Financial Inv. (NR)	VWIF	2,000	1.7	0.70	1,400	1.2	-12.5%	-20.5%	97	3M19	n.v.	n.v.	n.v.	59.5	55.6	1.3	1.0	1.0	1.0	0.8	-355	-45	-2	35	-16	1,829	1,785	1,783	1,813	1,821	-
Al-Zawraa for Financial Inv. (NR)	VZAF	1,150	1.0	0.36	414	0.3	-	-	0	3M19	49.6	n.v.	n.v.	n.v.	n.v.	0.6	0.5	0.4	0.4	0.4	19	-80	-49	-35	-8	1,313	1,233	1,184	1,149	1,120	-
Total		13,650	11.3		6,784	5.6			108												-685	-381	-394	-317	-112	13,000	12,611	5,705	5,883	12,106	
Money Transfer Sector																															
Al-Hair for Money Transfer (NR) ***	MTAH	100,000	82.9	1.00	100,000	82.9	-	-	0	9M18	n.a.	n.a.	n.a.	70.0	211.5	n.a.	n.a.	n.a.	1.4	2.1	114	239	516	1,092	222	15,374	45,523	45,952	46,862	47,084	Suspend/ISC
Al-Taif Money Transfer (NR)	MTAI	38,000	31.5	3.00	114,000	94.5	-	-	0	FY17	n.a.	206.9	413.6	461.9	461.9	n.a.	2.6	2.1	2.5	2.5	533	691	278	293	293	38,930	45,947	46,177	46,201	46,201	Suspend/ISC
Al-Manafaa for Money Trans. (NR)	MTMA	45,000	37.3	-	-	-	-	-	0	3M19	n.a.	n.a.	n.a.	n.a.	n.a.	n.a.	n.a.	n.a.	n.a.	n.a.	-35	-47	3	388	-60	14,983	44,936	44,938	45,318	45,273	-
Mouta for Remittance (NR)	MTMO	100,000	82.9	-	-	-	-	-	0	FY17	n.a.	n.a.	n.a.	n.a.	n.a.	n.a.	n.a.	n.a.	n.a.	n.a.	-58	24	91	145	145	15,149	45,169	45,245	100,387	100,387	Suspend/ISC
Al-Maraj Al-Alamiya for Money T. (NR)	MTMR	100,000	82.9	1.00	100,000	82.9	-	-	0	FY16	n.a.	n.a.	2,539.8	n.a.	2,539.8	n.a.	n.a.	1.0	n.a.	1.0	-42	10	46	-	46	-	99,884	99,923	-	99,923	-
Al-Nibal Al Arabia for Money Transfer (NR)	MTNI	45,000	37.3	1.00	45,000	37.3	-	-	0	3M19	n.a.	568.6	618.5	657.7	278.5	n.a.	1.0	1.0	1.0	1.0	69	89	82	80	-16	25,379	45,436	45,469	45,521	45,544	-
Alnoor for Money Transfer (NR)	MTNN	45,000	37.3	0.32	14,400	11.9	-	-	0	9M18	n.a.	n.a.	n.a.	61.1	n.v.	n.a.	n.a.	n.a.	1.0	0.3	62	366	30	736	-10	20,287	45,598	45,628	46,364	46,377	-
Nobles for Money Transfer (NR)	MTNO	30,000	24.9	1.00	30,000	24.9	-	-	0	3M19	n.a.	n.a.	n.a.	125.1	n.v.	n.a.	n.a.	n.a.	0.7	0.7	148	290	161	240	-85	20,602	45,839	45,520	45,759	45,645	-
Al-Rabita Almalia for Money Tr. (NR)	MTRA	100,000	82.9	0.50	50,000	41.4	-	-	0	3M18	n.a.	n.a.	n.a.	233.8	n.v.	n.a.	n.a.	n.a.	1.1	1.1	8	24	315	252	-4	15,117	45,138	45,400	45,609	45,605	Suspend/ISC
Total		603,000	500		453,400	376			0												799	1,687	1,522	3,226	530	165,822	463,470	464,252	422,022	522,039	
Grand Total		12,749,399	10,567		14,112,668	11,697			9,809,802												1,296,630	743,377	429,919	331,257	134,939	12,153,291	12,851,860	14,241,006	14,723,757	14,646,092	

Source: Iraq Stock Exchange

*Last Financials: The date of the most recent financial statements.

P/E (Last): While calculating P/E (Last), we divided "Current Mcap" to "trailing net profit" when the recently announced financial statements are for the interim period. For the companies which trailing profit cannot be calculated due to lack of information, we divided "Current MCap" to "annualized YTD profit," while calculating P/E (Last). We adjusted unaudited profit before tax values by deducting 15% income tax, while calculating annualized YTD profit.

P/BV (Last): Calculated by dividing "Current Mcap" to "BV in its Last Financials".

**When the original shares resume trading, we start using the number of shares that the company will reach after the capital increase with the assumption that the capital increase was reflected to the price of the shares. We use the new capital in calculating Mcap, too.

Note: "Suspend/ISC" companies are not trading due to ISC Instructions.

"Suspend/GA" companies are not trading due to General Assembly Meetings

"(NR)": These are the companies which are trading in the Non-Regular market (in compliance with Iraq Securities Commission law numbered 132/9 on 20/12/2012). These companies were moved to the secondary market (non-regular) because of the decrease in their trading volume and the number of days that these companies are being traded for. Please note, according to the Regulations of the Secondary Market, in each trading session, the average share price will be calculated for each share. The maximum increase and decrease of +/- 20% will be based on the average price in the previous session. The price should be valid during three effective trading sessions after the listing, and it will be free in the first trading session after capital increasing.

For any inquiries, contact:

Research

Aysegul Ozge Ozgur (SVP, Head of Research)

aozgur@rs.iq

Tugba Tan (Analyst)

ttan@rs.iq

Lana Nihad (Associate)

lnihad@rs.iq

research@rs.iq

Tel: +90 212 219 2524

Mob: +90 539 456 4566

Trading

traders@rs.iq

Tel: +964 727 002 0407

Info

info@rs.iq

Tel: +964 (770) 450 7463

RS Bloomberg page: <RSIQ>

RS Website: RS.IQ



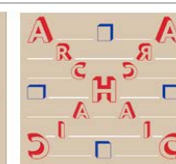
Asiacell has won “EMEA Finance’s Best IPO in EMEA award” in EMEA Finance’s Achievement Awards 2013.

(Arranger of the deal: Rabee Securities (RS))



Asiacell was named the winner of the corporate finance category in the 2013 Association of Corporate Treasures Middle East Deals (ACTME) of the Year Awards.

(Arranger of the deal: Rabee Securities (RS))



RS is a proud supporter of the Iraq Pavilion in the Venice Biennale . 2011 - 2013 - 2015 - 2017

Baghdad HQ

903/14/19
Karada, Baghdad, Iraq
Tel: +964 727 002 0407

Erbil

Italian Village offices
Office Number: 32, Erbil, Iraq
Tel: +964 770 493 9999

Suleymani

Rand Gallery
Office No: 4, Floor: 6, Suleymani, Iraq
Tel: +964 770 651 9944

Istanbul Rep. Office

Halaskargazi Cad. 103/16
Osmanbey, Istanbul, Turkey
Tel: +90 212 219 2524
Mob: +90 539 456 4566

DISCLAIMER

This publication may not be reproduced, modified, or re-disseminated in whole or in part without the prior written permission of Rabee Securities. The information provided herein is of a general nature and for informational purposes only and is not intended to serve as an offer or solicitation with respect to the purchase or sale of any security, or as a recommendation to adopt any particular trading strategy. Such information is subject to change without prior notice. Although Rabee Securities obtains information from sources it considers reliable, Rabee Securities makes no representations or warranties, express or implied, as to the information's accuracy or completeness. Furthermore, such information may be incomplete or condensed. Rabee Securities, its affiliates, directors, employees, assigns, agents, and successors bear no liability for any errors or omissions in this publication or for any losses arising from the use of or reliance upon this information. This limitation on liability applies to direct, indirect, consequential, special, punitive, or other damages, as well as damages for loss of profits or business interruption. Investors shall bear all responsibility for investment decisions taken on the basis of the contents of this report. Rabee Securities strongly advises potential investors to seek financial guidance when determining whether an investment is appropriate to their needs. All estimates included in this report constitute Rabee Securities' opinion as of the date published on the report and are subject to change without notice.