

For any inquiries, contact:

Research

Aysegul Ozge Ozgur

SVP, Head of Research (aozgur@rs.iq)

Tugba Tan

Analyst (ttan@rs.iq)

Lana Nihad

Associate (lnihad@rs.iq)

research@rs.iq

Trading

traders@rs.iq

Address: 903/14/19

Karada, Baghdad-Iraq

Tel: +964 (0) 727 002 0407

info@rs.iq

RS Website: RS.IQ

RS Bloomberg page: <RSIQ>

DISCLAIMER

This publication may not be reproduced, modified, or re-disseminated in whole or in part without the prior written permission of Rabee Securities. The information provided herein is of a general nature and for informational purposes only and is not intended to serve as an offer or solicitation with respect to the purchase or sale of any security, or as a recommendation to adopt any particular trading strategy. Such information is subject to change without prior notice. Although Rabee Securities obtains information from sources it considers reliable, Rabee Securities makes no representations or warranties, express or implied, as to the information's accuracy or completeness. Furthermore, such information may be incomplete or condensed. Rabee Securities, its affiliates, directors, employees, assigns, agents, and successors bear no liability for any errors or omissions in this publication or for any losses arising from the use of or reliance upon this information. This limitation on liability applies to direct, indirect, consequential, special, punitive, or other damages, as well as damages for loss of profits or business interruption. Investors shall bear all responsibility for investment decisions taken on the basis of the contents of this report. Rabee Securities strongly advises potential investors to seek financial guidance when determining whether an investment is appropriate to their needs. All estimates included in this report constitute Rabee Securities' opinion as of the date published on the report and are subject to change without notice.

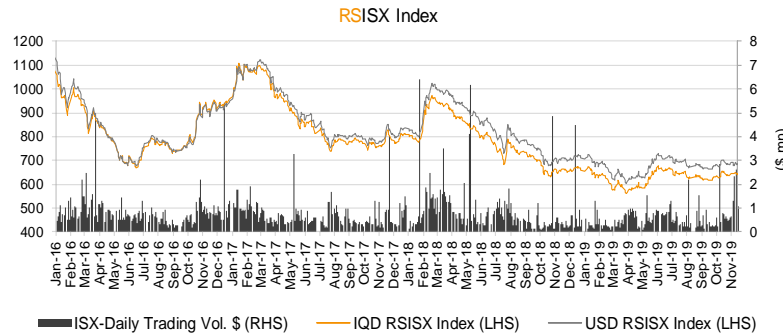
Daily Bulletin / Tuesday

Iraqi Dinar Value

(CBI Auction Price: 1190* / Market Exchange Rate: 1220)

Daily Value Traded

IQD2,817,719,396



*The CBI increased selling price of one US\$ from 1184 IQD to 1190 IQD starting from May 24, 2018 while keeping buying price of one US\$ at 1182 IQD. The CBI stated that the maximum US\$ selling price of one US\$ by banks and other financial institutions would be 1200 IQD.

The RSISX Performance

	Close	Change (d/d)	Change (YTD)
IQD RSISX	640	-0.2%	-2.9%
USD RSISX	681	-0.2%	-4.1%

News from Iraq

Politics

- U.S. Secretary of State Mike Pompeo on Monday said the United States was prepared to impose sanctions on any Iraqi officials found to be corrupt as well as those responsible for the deaths and wounding of peaceful protesters. "We will not stand idle while the corrupt officials make the Iraqi people suffer," Pompeo said. "The United States will use our legal authority to sanction corrupt individuals that are stealing Iraqis' wealth and those killing and wounding peaceful protesters." (Reuters)
- Prime Minister Adil Abdul Mahdi received US Ambassador to Iraq on Monday, Matthew H. Tueller, and the commander of US Central Forces Patrick White to discuss the development of relations between the two countries and the continuation of joint cooperation to fight the remnants of ISIS and the training of Iraqi forces. (Pmo.iq)
- Prime Minister Adil Abdul Mahdi received on Monday UN SRSG Jeanine Hennis-Plasschaert. They discussed the government's efforts to meet the demands of the demonstrators, especially the electoral law, in addition to cooperation between Iraq and the United Nations and support stability in the country. (Pmo.iq)
- As anti-government protests continue across Baghdad and the southern provinces, a group of twelve political blocs in the Council of Representatives has proposed a number of reform proposals to the government. Leaders from the main political blocs held a meeting overnight on Monday to discuss the current situation. (NRT tv)

Economics

- Protesters have blocked the entrance to Iraq's Khor al-Zubair commodities port near Basra, preventing trucks from entering, port officials said on Tuesday. Khor al-Zubair is Iraq's second main Gulf port. It is used to export cargos of gas condensates and receives construction and electrical commodities and food. (Reuters)
- Scottish-based KCA Deutag announced that its land drilling operation has won new contracts in the Middle East, Africa and Europe. In Iraq, two of the company's rigs have had their contracts extended by one year. KCA Deutag currently has three rigs in Iraq. (Iraq Business News)
- ISX will suspend trading of National Islamic Bank (BNAI) tomorrow (Nov. 20, 2019) if the company fails to explain why the prices touched the higher limit on Nov. 7, 2019 and Nov. 19, 2019.
- ISX suspended trading of Kurdistan International Islamic Bank (BKUI) starting today (Nov. 19, 2019) due to the AGM that will be held on Nov. 23, 2019 to discuss and approve 2018 annual financial statements.

Best and Worst Performers

Table (1.0): Best Performers	Code	Closing Price(IQD)	% Chg.	Trading Vol. (\$'000)/d
National Islamic Bank	BNAI	0.930	9.4%	0.16
Modern Chemical Industries (NR)	IMCI	90.000	5.9%	0.18
Iraqi For Tufted Carpets	IITC	8.750	3.2%	0.01
Ready Made Clothes	IRMC	10.830	3.1%	4.61
Modern Sewing	IMOS	5.700	1.8%	2.08

Table (1.1): Worst Performers	Code	Closing Price(IQD)	% Chg.	Trading Vol. (\$'000)/d
Commercial Bank of Iraq	BCOI	0.440	-2.2%	1.89
Metallic Ind. and Bicycles	IMIB	2.300	-2.1%	2.45
Al-Mansour Pharma. Ind.	IMAP	1.080	-0.9%	11.29
Asiacell Communications PJSC	TASC	8.090	-0.1%	1,600.43
-	-	-	-	-

Table (1.2): Top 5 Trading Volume	Code	Trading Vol. (IQDmn)/d	Trading Vol. (\$'000)/d	Share in total T. Volume
Asiacell Communications PJSC	TASC	1,952.5	1,600.4	69.3%
International Islamic Bank (NR)	BINT	499.5	409.4	17.7%
Asia Al Iraq Islamic Bank (NR)	BAIB	110.0	90.2	3.9%
National Chemical & Plastic Indust.	INCP	57.2	46.9	2.0%
Iraqi Date Processing&Marketing	IIDP	50.5	41.4	1.8%

Distribution of Trading Volumes by Sectors

Table (1.3): Sector	Trading Vol. (IQD mn)/d	Trading Vol. ('000 \$)/d	Share in Total Trading Volume (%)
Telecom Sector	1,954.5	1,602.1	69.4%
Banking Sector	643.2	527.2	22.8%
Industry Sector	167.2	137.1	5.9%
Hotels & Tourism Sec.	6.0	4.9	0.2%
Services Sector	33.3	27.3	1.2%
Agriculture Sector	8.9	7.3	0.3%
Insurance Sector	4.61	3.78	0.2%
Investment Sector	-	-	-
Money Transfer sector	-	-	-
Total	2,817.7	2,309.6	100.0%

Daily Transactions in Brief

The **RSISX** index ended the day at **IQD640 / \$681 (-0.2%) (-2.9% and -4.1% YTD change respectively)**.

The number of traded shares was **1.1 bn** and the trading volume was **IQD2.8 bn (\$2.3 mn)**.

10 out of **35** traded listed stocks' price increased while the prices of **4** stocks decreased and the price of remaining **21** stocks haven't changed.

Non-Iraqis executed 58 transactions in this session:

Buy: **IQD8.7 mn (\$7.1 K)**; **21** transactions in **3** companies operating in banking and telecom sectors.

Sell: **IQD1986.1 mn (\$1627.9 K)**; **37** transactions in **6** companies operating in industry, service and telecom sectors.

Net sell: **IQD1977.4 mn (\$1620.8 K)**. Share in total trading volume: **35.4%**

Note: Follow Rabee Securities (RS) on Twitter, join Facebook and LinkedIn groups.



Table (1.4): Non Iraqi's Transactions (IQD mn)

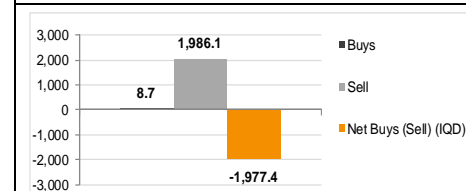


Table (1.5): Performance of Traded Shares

Company Names	ISX Code	Opening Price (IQD/share)	Price at Session Close (IQD/share)	Previous Closing Price (IQD/share)	Change in Closing Price	Highest Price (IQD/share)	Lowest Price (IQD/share)	No. of Trades (#/d)	No. of Traded Shares (mn)/d	Trading Vol. (IQD mn) /d	Avg. Daily Trading Vol. (Excluding Cross Trans.) ('000 \$)*	Mcap (\$mn)	Last Fin.**	P/E (Last)	P/BV (Last)
Telecom Sector															
Asiacell Communications PJSC	TASC	8.09	8.09	8.09	0.0%	8.09	8.09	4	0	2	268.7	2,055.7	6M19	18.9	2.0
Al-Khatem Telecom (NR)	TZNI	2.53	2.53	2.60	-2.7%	2.53	2.53	1	0	0	16.1	3,794.5	9M19	70.9	2.2
Telecom Sector Total								5	0	3		5,850.2			
Banking Sector															
Al-Arabiya Islamic Bank (NR)	BAAI	-	no trade	1.15	-	-	-	-	-	-	0.0	235.7	6M19	n.v.	1.2
Asia Al Iraq Islamic Bank (NR)	BAIB	1.10	1.10	1.10	0.0%	1.10	1.10	2	100	110	6.4	90.2	6M19	n.v.	1.1
Ashur International Bank	BASH	-	no trade	0.24	-	-	-	-	-	-	0.2	49.2	6M19	10.1	0.2
Babylon Bank	BBAY	-	Suspend/ISC	0.09	-	-	-	-	-	-	0.3	18.4	6M19	9.9	0.1
Bank of Baghdad	BBOB	0.31	0.31	0.31	0.0%	0.31	0.31	10	20	6	48.6	63.5	9M19	8.1	0.3
Cihan Bank for Islamic & Finance	BCIH	-	no trade	2.50	-	-	-	-	-	-	39.9	522.5	6M19	n.v.	2.2
Commercial Bank of Iraq	BCOI	0.45	0.44	0.45	-2.2%	0.45	0.44	7	5	2	8.0	90.2	9M19	12.2	0.4
Dijlah & Furat Bank (NR)	BDFD	-	Suspend/ISC	0.25	-	-	-	-	-	-	0	23.0	9M19	n.v.	0.2
Dar Es Salaam Inv. Bank (NR)***	BDSI	-	Suspend/ISC	0.13	-	-	-	-	-	-	0	26.6	3M18	n.v.	0.4
Economy Bank (NR)	BEFI	-	Suspend/ISC	0.53	-	-	-	-	-	-	0	108.2	9M19	144.3	0.5
Elaf Islamic Bank	BELF	0.18	0.18	0.18	0.0%	0.18	0.18	1	0	0	0.0	36.9	9M19	4.2	0.2
Erbil Bank for Invest. & Finance (NR)	BERI	-	no trade	0.60	-	-	-	-	-	-	0.0	130.3	6M19	n.v.	0.6
Gulf Commercial Bank	BGUC	-	no trade	0.14	-	-	-	-	-	-	6.8	34.4	6M19	n.v.	0.1
Investment Bank of Iraq	BIBI	0.29	0.29	0.29	0.0%	0.29	0.29	19	53	15	13.4	59.4	6M19	5,850.6	0.2
International Development Bank (NR)	BIDB	-	no trade	0.81	-	-	-	-	-	-	0.0	166.0	9M19	29.7	0.8
Iraqi Islamic Bank	BIIB	-	no trade	0.38	-	-	-	-	-	-	0.4	77.9	6M19	14.0	0.4
Iraqi Middle East Investment Bank	BIME	0.10	0.10	0.10	0.0%	0.10	0.10	10	45	5	5.7	20.5	6M19	n.v.	0.1
Iraq Noor Islamic Bank (NR)	BINI	-	no trade	0.95	-	-	-	-	-	-	-	195.1	9M19	52.0	0.9
International Islamic Bank (NR)***	BINT	1.00	1.00	1.00	0.0%	1.00	1.00	3	500	500	115.8	204.9	6M19	249.5	2.6
Al Janoob Islamic Bank (NR)	BJAB	-	no trade	1.00	-	-	-	-	-	-	-	204.9	6M19	n.v.	1.0
Kurdistan International Islamic Bank	BKUI	-	Suspend/GA	1.09	-	-	-	-	-	-	1.3	357.4	6M19	n.v.	0.7
Al-Ataa Islamic Bank (NR)	BLAD	-	no trade	0.10	-	-	-	-	-	-	61.8	20.5	6M19	n.v.	0.1
Mosul Bank	BMFI	-	no trade	0.15	-	-	-	-	-	-	1.4	31.0	6M19	80.0	0.1
Al-Mansour Bank	BMNS	0.63	0.63	0.63	0.0%	0.63	0.63	3	1	1	9.0	129.1	6M19	8.8	0.6
National Islamic Bank	BNAI	0.93	0.93	0.85	9.4%	0.93	0.93	1	0	0	99.1	191.3	6M19	68.3	0.8
National Bank of Iraq	BNOI	0.52	0.52	0.52	0.0%	0.52	0.52	2	1	0	2.2	116.8	6M19	37.8	0.5
North Bank	BNOR	-	Suspend/ISC	0.11	-	-	-	-	-	-	0	27.0	6M19	n.v.	0.1
Al-Qabedh Islamic Bank (NR)	BQAB	-	no trade	1.00	-	-	-	-	-	-	-	204.9	9M19	m.d.	1.0

Table (1.6): Performance of Traded Shares

Company Names	ISX Code	Opening Price (IQD/share)	Price at Session Close (IQD/share)	Previous Closing Price (IQD/share)	Change in Closing Price	Highest Price (IQD/share)	Lowest Price (IQD/share)	No. of Trades (#/d)	No. of Traded Shares (mn)/d	Trading Vol. (IQD mn) /d	Avg. Daily Trading Vol. (Excluding Cross Trans.) ('000 \$)*	Mcap (\$mn)	Last Fin.**	P/E (Last)	P/BV (Last)
Banking Sector (Cont.)															
Al-Qurtas Islamic Bank (NR)	BQUR	-	no trade	-	-	-	-	-	-	-	-	-	6M19	-	-
Credit Bank of Iraq (NR)	BROI	-	no trade	0.38	-	-	-	-	-	-	1.0	77.9	6M19	n.v.	0.3
Region Trade Bank (NR)	BRTB	-	no trade	1.00	-	-	-	-	-	-	0.0	204.9	9M19	144.7	0.9
Sumer Commercial Bank	BSUC	0.51	0.51	0.51	0.0%	0.51	0.51	2	6	3	0.9	104.5	9M19	137.6	0.5
Al Taif Islamic Bank for Inv. & Finance (NR)	BTIB	-	no trade	1.20	-	-	-	-	-	-	155.2	98.4	6M19	106.1	1.2
Trans Iraq Bank for Investment	BTRI	-	no trade	0.67	-	-	-	-	-	-	-	144.9	6M19	80.5	0.7
Trust International Islamic Bank (NR)	BTRU	-	no trade	0.35	-	-	-	-	-	-	-	71.7	9M19	1,190.4	0.4
United Bank	BUND	0.06	0.06	0.06	0.0%	0.06	0.06	6	18	1	9.2	14.8	6M19	n.v.	0.1
Union Bank (NR)	BUOI	-	Suspend/ISC	0.29	-	-	-	-	-	-	0	59.9	9M19	22.2	0.3
World Islamic Bank for Inv. & Fin. (NR)	BWOR	-	no trade	1.00	-	-	-	-	-	-	-	204.9	6M19	n.v.	1.0
Zain Al-Iraq Islamic Bank (NR)	BZII	-	no trade	0.37	-	-	-	-	-	-	88.7	75.8	6M19	n.v.	0.4
Banking Sector Total								46	642	529		4,483.3			
Industry Sector															
Baghdad for Packing Materials	IBPM	-	no trade	1.80	-	-	-	-	-	-	0.2	1.6	6M19	45.1	1.8
Baghdad Soft Drinks	IBSD	3.30	3.30	3.30	0.0%	3.30	3.30	7	10	32	99.5	479.7	9M19	12.6	1.6
Electronic Industries	IELI	-	Suspend/ISC	0.45	-	-	-	-	-	-	0	6.6	6M17	n.v.	0.6
Fallujah for Construction Mat. (NR)	IFCM	-	Suspend/ISC	1.51	-	-	-	-	-	-	0	3.9	9M19	182.0	1.5
Nationality H. Furniture (NR)***	IHFI	1.35	1.35	1.45	-6.9%	1.35	1.35	2	0	0	0.4	1.8	9M19	20.1	0.9
Al-Hilal Industries	IHLI	-	Suspend/ISC	0.48	-	-	-	-	-	-	23.2	4.9	9M19	n.v.	n.v.
Iraqi for Carton Manufact. & Trading	IICM	-	Suspend/ISC	0.27	-	-	-	-	-	-	0	1.7	6M18	n.v.	n.v.
Iraqi Date Processing&Marketing	IIDP	1.17	1.18	1.17	0.9%	1.18	1.16	27	10	11	14.4	16.7	FY18	n.v.	1.0
Iraqi Engineering Works	IIEW	-	Suspend/ISC	0.82	-	-	-	-	-	-	0.0	1.0	9M19	n.v.	1.1
Iraqi For Tufted Carpets	IITC	-	no trade	8.75	-	-	-	-	-	-	1.1	3.6	6M19	14.2	1.8
Al-Khazer for Construction M. (NR)	IKHC	-	no trade	1.48	-	-	-	-	-	-	0.1	1.3	6M19	99.9	1.2
AL- Kindi of Veterinary Vac.	IKLV	-	Suspend/GA	1.68	-	-	-	-	-	-	16.2	8.2	9M19	16.7	1.6
Al-Mansour Pharma. Ind.	IMAP	1.08	1.12	1.08	3.7%	1.12	1.08	66	41	45	5.5	5.9	9M19	185.6	1.0
Modern Chemical Industries (NR)	IMCI	-	no trade	90.00	-	-	-	-	-	-	11.9	13.3	6M19	n.v.	3.6
Modern Construction Mat. (NR)	IMCM	-	Suspend/ISC	0.47	-	-	-	-	-	-	0	2.1	9M13	2,275.4	0.5
Metallic Ind. and Bicycles	IMIB	2.35	2.35	2.30	2.2%	2.35	2.35	2	1	2	4.6	14.4	9M19	n.v.	n.v.
Modern Sewing	IMOS	5.85	5.85	5.85	0.0%	5.85	5.85	1	0	1	1.8	4.8	9M19	n.v.	3.1
Modern Paint Industries (NR)	IMPI	-	Suspend/ISC	1.25	-	-	-	-	-	-	0	9.4	FY15	n.v.	2.5
National Chemical & Plastic Industries	INCP	1.34	1.33	1.34	-0.7%	1.34	1.32	24	31	41	18.2	16.6	9M19	21.5	4.9
Ready Made Clothes	IRMC	11.00	11.10	11.00	0.9%	11.25	11.00	6	0	2	0.9	14.5	9M19	41.2	9.3
The Light Industries (NR)	ITLI	-	Suspend/ISC	0.31	-	-	-	-	-	-	0	4.3	FY17	n.v.	n.v.
Industry Sector Total								145	686	2,094		615.4			
Hotels & Tourism Sector															
Ashour Hotel (NR)	HASH	-	Suspend/ISC	6.40	-	-	-	-	-	-	0.1	2.0	FY18	n.v.	14.8
Baghdad Hotel	HBAG	-	no trade	8.30	-	-	-	-	-	-	1.0	26.2	6M19	14.4	4.3
Babylon Hotel	HBAY	69.85	69.90	70.00	-0.1%	69.90	69.85	4	0	1	17.8	114.6	9M19	32.8	11.6
Ishtar Hotels	HISH	-	Suspend/ISC	10.50	-	-	-	-	-	-	1.5	30.1	9M19	13.0	2.4
Karbala Hotels***	HKAR	-	Suspend/GA	0.85	-	-	-	-	-	-	0.2	5.2	6M19	n.v.	0.8

Source: Iraq Stock Exchange

Table (1.7): Performance of Traded Shares

Company Names	ISX Code	Opening Price (IQD/share)	Price at Session Close (IQD/share)	Previous Closing Price (IQD/share)	Change in Closing Price	Highest Price (IQD/share)	Lowest Price (IQD/share)	No. of Trades (#/d)	No. of Traded Shares (mn)/d	Trading Vol. (IQD mn) /d	Avg. Daily Trading Vol. (Excluding Cross Trans.) ('000 \$)*	Mcap (\$mn)	Last Fin.**	P/E (Last)	P/BV (Last)
Hotels & Tourism Sector (Cont.)															
Mansour Hotel	HMAN	-	Suspend/ISC	12.02	-	-	-	-	-	-	1.1	28.8	3M19	17.4	11.4
National for Tourist Investment	HNTI	9.00	9.00	8.85	1.7%	9.00	9.00	1	1	5	10.3	46.1	9M19	61.1	3.9
Palestine Hotel	HPAL	-	no trade	9.20	-	-	-	-	-	-	2.3	33.7	9M19	25.3	5.7
Al-Sadeer Hotel***	HSAD	-	Suspend/ISC	11.00	-	-	-	-	-	-	0.3	15.6	9M19	n.v.	n.v.
Mosul Dam Tourist Village (NR)	HTVM	-	no trade	4.90	-	-	-	-	-	-	0.0	1.0	9M19	n.v.	-
Hotel&Tourism Sector Total								5	1	6		303.5			
Services Sector															
Al-Ameen Estate Inv. (NR)	SAEI	-	no trade	0.72	-	-	-	-	-	-	0.1	4.1	9M19	11.3	0.7
AL-Badia for General Trans	SBAG	-	Suspend/ISC	0.59	-	-	-	-	-	-	0	1.1	9M16	n.v.	0.4
Baghdad Passengers Transport	SBPT	20.75	20.75	20.60	0.7%	20.75	20.75	9	1	11	3.8	17.0	9M19	12.6	4.5
Iraqi for General Transp. (NR)	SIGT	-	Suspend/ISC	0.55	-	-	-	-	-	-	0	1.8	FY15	n.v.	0.5
Iraqi Land Transport	SILT	-	Suspend/ISC	0.94	-	-	-	-	-	-	24.2	10.8	9M19	27.4	1.1
Kharkh Tour Amusement City	SKTA	3.84	3.84	3.82	0.5%	3.84	3.84	9	2	7	2.4	3.1	9M19	n.v.	3.0
Al-Mosul for Funfairs	SMOF	15.00	14.75	14.60	1.0%	15.10	14.75	18	1	14	3.8	9.7	9M19	10.2	3.7
Mamoura Real-estate Inv.	SMRI	1.69	1.69	1.69	0.0%	1.69	1.69	1	1	1	4.4	31.6	9M19	36.5	1.6
AL-Nukhba for Construction	SNUC	-	no trade	0.34	-	-	-	-	-	-	0.1	0.6	9M19	n.v.	0.3
Services Sector Total								37	4	33		79.7			
Agriculture Sector															
Al-Ahlyia for Agricultural Prod.	AAHP	1.19	1.19	1.19	0.0%	1.19	1.19	1	0	0	0.0	0.6	6M19	39.7	2.3
Iraqi Agr. Prod. Mark. Meat	AIPM	4.79	4.80	4.80	0.0%	4.80	4.79	12	2	9	2.6	19.7	9M19	121.5	3.3
Iraqi Agricultural Products	AIRP	-	no trade	9.00	-	-	-	-	-	-	1.1	2.7	9M19	31.7	1.4
Iraqi for Seed Production***	AISP	-	Suspend/ISC	5.80	-	-	-	-	-	-	34.0	64.9	6M19	n.v.	11.2
Modern Animal & Agr. Production	AMAP	-	Suspend/ISC	0.21	-	-	-	-	-	-	0.1	0.7	6M19	10.7	0.2
Middle East Prod. & Mark. - Fish	AMEF	-	Suspend/ISC	8.75	-	-	-	-	-	-	0.0	2.2	FY18	50.0	1.6
Agriculture Sector Total								13	2	9		90.6			
Insurance Sector															
AHliya For Insurance (NR)	NAHF	0.46	0.46	0.46	0.0%	0.46	0.46	3	1	1	0.6	0.9	9M19	n.v.	0.5
Al-Ameen for Insurance***	NAME	-	no trade	0.47	-	-	-	-	-	-	4.5	1.9	9M19	26.6	0.6
Dar Al-Salam for Insurance (NR)	NDSA	-	no trade	0.70	-	-	-	-	-	-	0.5	4.0	9M19	10.7	0.6
Gulf Insurance&Reinsurance	NGIR	0.58	0.58	0.58	0.0%	0.58	0.58	4	7	4	0.2	1.0	6M19	4.2	0.5
Al-Hamraa for Insurance (NR)	NHAM	-	no trade	0.42	-	-	-	-	-	-	-	2.4	6M19	4.7	0.3
Insurance Sector Total								7	8	5		10.2			

Table (1.8): Performance of Traded Shares

Company Names	ISX Code	Opening Price (IQD/share)	Price at Session Close (IQD/share)	Previous Closing Price (IQD/share)	Change in Closing Price	Highest Price (IQD/share)	Lowest Price (IQD/share)	No. of Trades (#/d)	No. of Traded Shares (mn)/d	Trading Vol. (IQD mn) /d	Avg. Daily Trading Vol. (Excluding Cross Trans.) ('000 \$)*	Mcap (\$mn)	Last Fin.**	P/E (Last)	P/BV (Last)
Investment Sector															
Al-Ameen Financial Inv. (NR)	VAMF	-	no trade	1.09	-	-	-	-	-	-	0.0	1.3	9M19	n.v.	2.0
AL- Batek Investment (NR)	VBAT	-	Suspend/ISC	0.45	-	-	-	-	-	-	0.0	0.4	9M19	n.v.	0.4
Al-Khair for Financial Inv. (NR)	VKHF	-	Suspend/ISC	0.22	-	-	-	-	-	-	0	1.3	9M16	n.v.	0.2
Bain Al-Nahrain Financial Inv. (NR)	VMES	-	no trade	0.90	-	-	-	-	-	-	-	0.7	9M19	n.v.	1.5
AL-Wiaam for Financial Inv. (NR)	VWIF	-	no trade	0.65	-	-	-	-	-	-	0.0	1.1	6M19	58.7	0.7
Al-Zawraa for Financial Inv. (NR)	VZAF	-	no trade	0.33	-	-	-	-	-	-	0.0	0.3	9M19	n.v.	0.3
Investment Sector Total												5.1			
Money Transfer Sector															
Al-Manafaa for Money Trans. (NR)	MTMA	-	no trade	-	-	-	-	-	-	-	-	-	9M19	-	-
Mouta for Remittance (NR)	MTMO	-	Suspend/ISC	-	-	-	-	-	-	-	0	-	FY17	-	-
Al Nibal Al Arabya for Money T. (NR)	MTNI	-	Suspend/ISC	1.00	-	-	-	-	-	-	-	36.9	9M19	335.0	1.0
Nobles for Money Transfer (NR)	MTNO	-	no trade	1.00	-	-	-	-	-	-	-	24.6	9M19	n.v.	0.7
Money Transfer Sector Total												61.5			
Grand Total								317	1,118	2,818		11,604.5			

Source: Iraq Stock Exchange

*Average data was calculated according to recent six months, by dividing the total trading volume (excluding cross transactions) in the last six months to total number of trading days (excluding the No. of days share were suspended due to GA or by ISC).

** Last Financials: The date of the most recent financial statements.

P/E (Last): While calculating P/E (Last), we divided "Current Mcap" to "trailing net profit" when the recently announced financial statements are for the interim period. For the companies which trailing profit cannot be calculated due to lack of information, we divide "Current Mcap" to "annualized YTD profit," while calculating P/E (Last). We adjusted unaudited profit before tax values by deducting 15% income tax, while calculating annualized YTD profit.

P/BV (Last): Calculated by dividing "Current Mcap" to "BV in its Last Financials".

Iraqi banks started to publish IFRS annual reports starting 2016; however, interim period results are available according to Iraqi accounting rules. As a result, we will continue to depend only on the financial results prepared according to Iraqi accounting rules to be able to work with consistent data till the financial statements for both quarterly and annual data will be available according to IFRS standards.

***When the original shares resume trading, we start using the number of shares that the company will reach after the capital increase with the assumption that the capital increase was reflected to the price of the shares. We use the new capital in calculating Mcap.

Note: "Suspend/ISC" companies are not trading due to ISC Instructions.

"Suspend/GA" companies are not trading due to General Assembly Meetings.

"(NR)": These are the companies which are trading in the Non-Regular market (in compliance with Iraq Securities Commission law numbered 132/9 on 20/12/2012). These companies were moved to the secondary market (non-regular) because of the decrease in their trading volume and the number of days that these companies are being traded for. Please note, according to the Regulations of the Secondary Market, in each trading session, the average share price will be calculated for each share. The maximum increase or decrease of +/- 20% will be based on the average price in the previous session. The price should be valid during three effective trading sessions after the listing, and it will be free in the first trading session after capital increasing.

"We use the FX rate given by the bank that Rabee Securities makes its banking transactions while calculating the dollar values in our research reports instead of CBI market FX rate to be more conservative."

For any inquiries, contact:

Research

Aysegul Ozge Ozgur (SVP, Head of Research)

aogur@rs.iq

Tugba Tan (Analyst)

ttan@rs.iq

Lana Nihad (Associate)

lnihad@rs.iq

research@rs.iq

Tel: +90 212 219 2524

Mob: +90 539 456 4566

Trading

traders@rs.iq

Tel: +964 727 002 0407

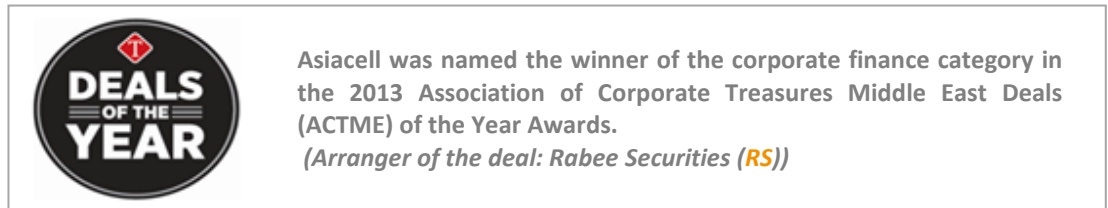
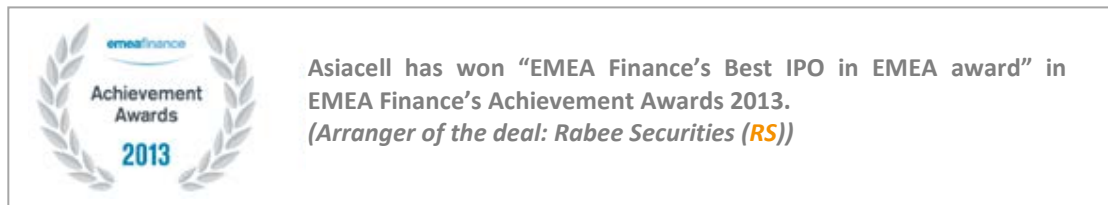
Info

info@rs.iq

Tel: +964 (770) 450 7463

RS Bloomberg page: <RSIQ>

RS Website: RS.IQ



Baghdad HQ
903/14/19
Karada, Baghdad, Iraq
Tel: +964 727 002 0407

Erbil
Italian Village offices
Office No: 32, Erbil, Iraq
Mob: +964 770 493 9999

Suleymani
Rand Gallery
Office No: 4, Floor: 6, Suleymani, Iraq
Mob: +964 770 651 9944

Istanbul Rep. Office
Halaskargazi Cad. No: 103/16
Osmanbey, Istanbul, Turkey
Tel: +90 212 219 2524
Mob: +90 539 456 4566

DISCLAIMER

This publication may not be reproduced, modified, or re-disseminated in whole or in part without the prior written permission of Rabee Securities. The information provided herein is of a general nature and for informational purposes only and is not intended to serve as an offer or solicitation with respect to the purchase or sale of any security, or as a recommendation to adopt any particular trading strategy. Such information is subject to change without prior notice. Although Rabee Securities obtains information from sources it considers reliable, Rabee Securities makes no representations or warranties, express or implied, as to the information's accuracy or completeness. Furthermore, such information may be incomplete or condensed. Rabee Securities, its affiliates, directors, employees, assigns, agents, and successors bear no liability for any errors or omissions in this publication or for any losses arising from the use of or reliance upon this information. This limitation on liability applies to direct, indirect, consequential, special, punitive, or other damages, as well as damages for loss of profits or business interruption. Investors shall bear all responsibility for investment decisions taken on the basis of the contents of this report. Rabee Securities strongly advises potential investors to seek financial guidance when determining whether an investment is appropriate to their needs. All estimates included in this report constitute Rabee Securities' opinion as of the date published on the report and are subject to change without notice.