

RS - Iraq Stock Exchange (ISX) Monthly Report

Rabee Securities (RS**)**

*Website: **RS.IQ***

*Bloomberg page: <**RS.IQ**>*

ISX - Performance

	End of May'19	Chn (m/m)	Chn (ytd)
CBI Auction Price of Iraqi Dinar (IQD/\$)	1190	-	-
Market Exchange Rate (IQD/\$)	1204	-0.2%	-0.1%
RSISX Closing (IQD)	666	14.5%	1.1%
Mcap of ISX (IQD bn)	14,209	3.6%	-1.9%
Mcap of ISX (\$ mn)	11,801	3.8%	-1.8%

	May'19	Chn (m/m)	Chn (y/y)
Trading Vol (IQD bn)	14.9	11%	-78%
Trading Vol (\$ mn)	12.3	11%	-78%
Traded Shares (bn)	32.3	79%	-50%
Number of Transactions ('000)	8.8	59%	12%
Foreigners' Share in Trading Vol. (%)	12.3%	6.5ppt	3.5ppt

	5M19	Chn (y/y)
Trading Vol (IQD bn)	99.2	-57%
Trading Vol (\$ mn)	82.3	-56%
Traded Shares (bn)	196.2	-32%
Number of Transactions ('000)	33.5	-31%
Foreigners' Share in Trading Vol. (%)	6.8%	-5.3ppt

Source: RS, ISX

*46 out of 103 listed companies are trading in the Non-Regular Market.

	End of Apr.'19	End of May'19
Number of ISX Companies*	103	103

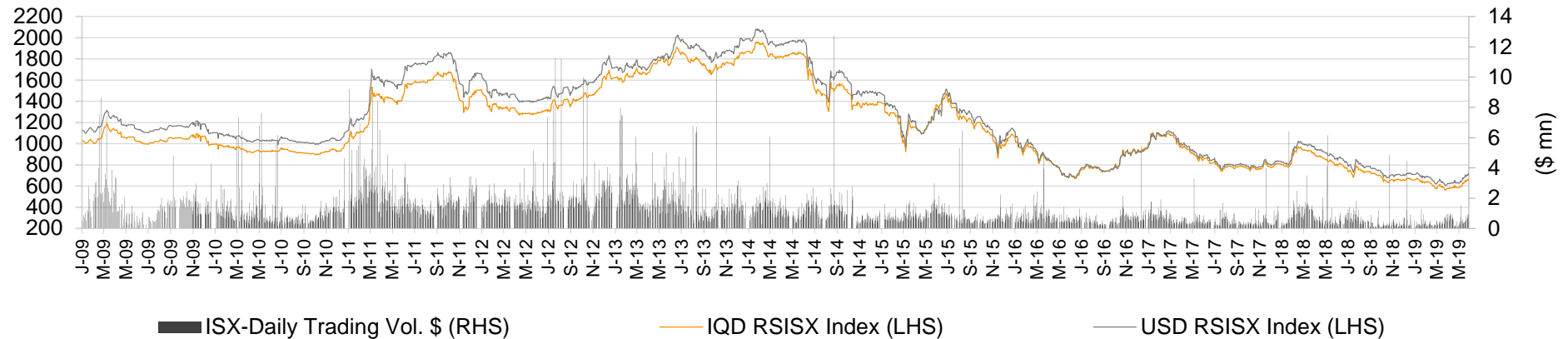
No. of Companies Suspended from Trading due to

	Apr.'19	May'19
General Assembly	2	2
ISC	26	21
Total Number of Suspended Comp.	28	23
Number of Tradable Companies	75	80

	Apr.'19 (m/m)	May'19 (m/m)
Number of Companies (Price Up)	22	26
Number of Companies (Price Down)	20	21

RSISX Index

Rabee Securities (RS) Index - RSISX Index



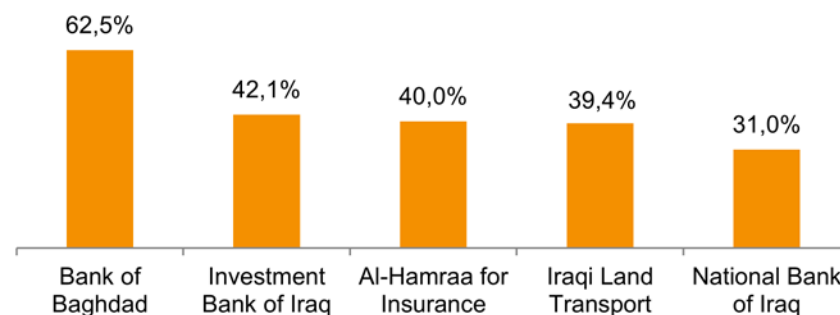
Source: RS, ISX

As of 30/05/2019

Top Five (May 2019)

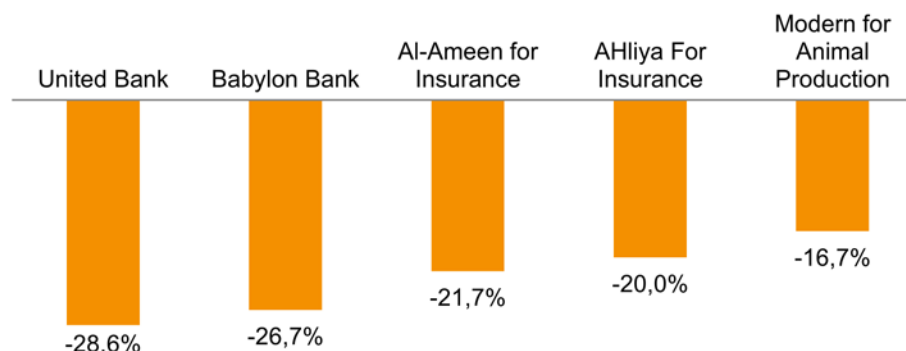
Best Performers

	ISX Code	Closing Price (IQD)	% Chg. (m/m)
Bank of Baghdad	BBOB	0.39	62.5%
Investment Bank of Iraq	BIBI	0.27	42.1%
Al-Hamraa for Insurance	NHAM	0.42	40.0%
Iraqi Land Transport	SILT	0.99	39.4%
National Bank of Iraq	BNOI	0.38	31.0%



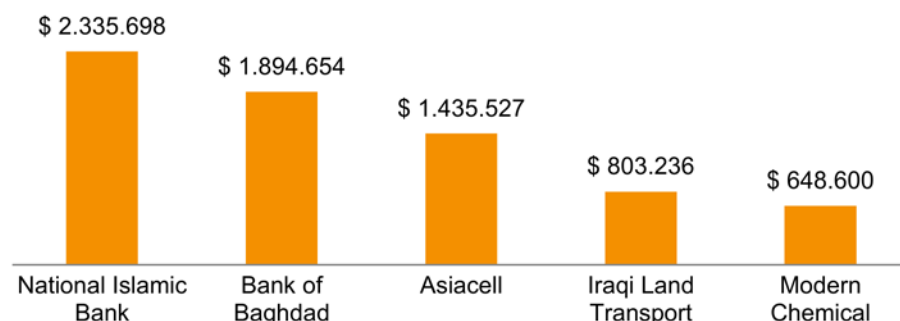
Worst Performers

	ISX Code	Closing Price (IQD)	% Chg. (m/m)
United Bank	BUND	0.05	-28.6%
Babylon Bank	BBAY	0.11	-26.7%
Al-Ameen for Insurance	NAME	0.36	-21.7%
AHliya For Insurance	NAHF	0.32	-20.0%
Modern for Animal Production	AMAP	0.25	-16.7%

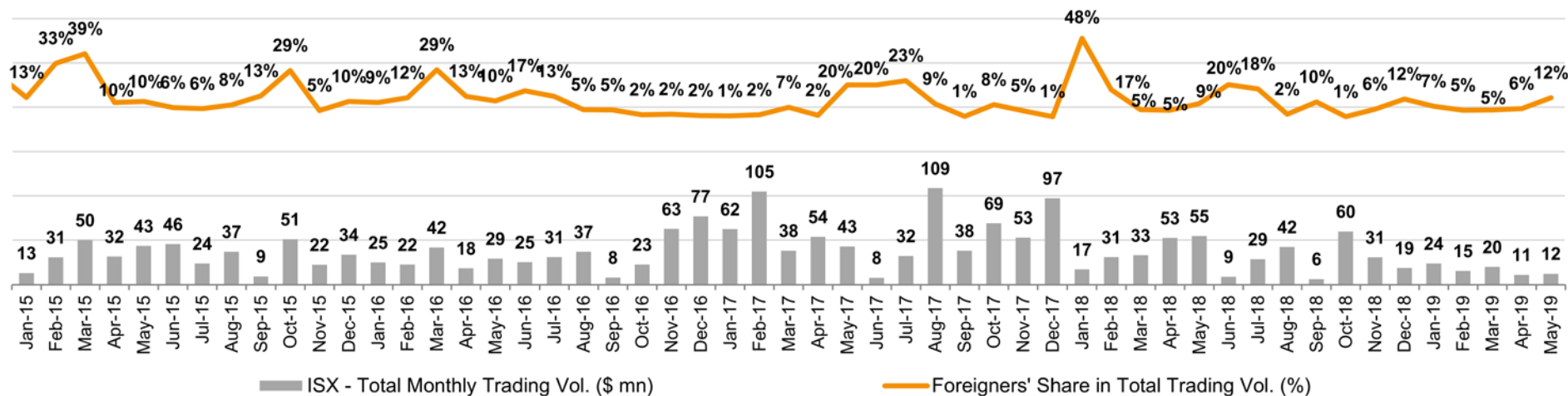


Top 5 Trading Volume

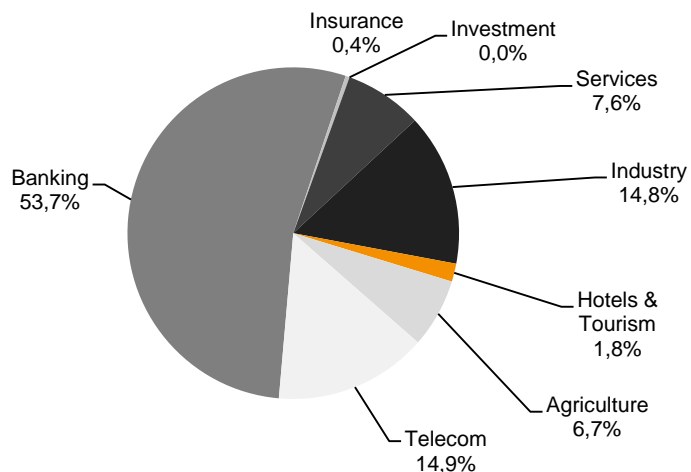
	ISX Code	Trading Vol. (\$)/m	Share in total T. Volume
National Islamic Bank	BNAI	2,335,698	19.0%
Bank of Baghdad	BBOB	1,894,654	15.4%
Asiacell	TASC	1,435,527	11.7%
Iraqi Land Transport	SILT	803,236	6.5%
Modern Chemical Industries	IMCI	648,600	5.3%



ISX - Total Monthly Trading Volume (\$ mn) & Foreigners' Share in Total Trading Vol. (%)

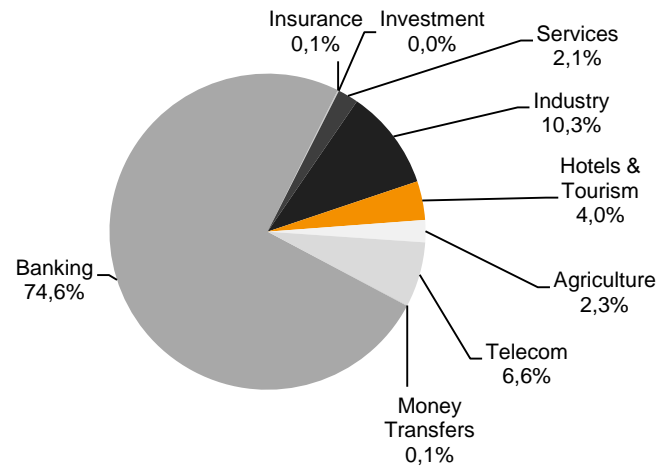


Breakdown of Total Trading Volume in May 2019 (\$12.3 mn) (including cross transactions)



Source: RS, ISX

Breakdown of Total Trading Volume in the first 5 months of 2019 (\$82.3 mn) (including cross transactions)



Source: RS, ISX

Recent Corporate Actions (Ranked based on ISX Code)

Company Name	ISX Code	Suspended from Trading	GA Date	Resumed Trading*	New Shares Resumed Trading	Rights issue (%)	Bonus issue (%)	Paid-in Capital BEFORE the increase (IQD bn)	Paid-in Capital AFTER the increase** (IQD bn)	Cash dividend (IQD per share)	Dividend Yield (%)
Al-Ahlyia for Agricultural Prod.	AAHP	21.11.2018	04.12.2018	-	05.12.2018	-	-	-	-	0.03	2.1%
Iraqi Agr. Prod. Mark. Meat	AIPM	19.12.2018	24.12.2018	07.01.2019	-	-	-	-	-	-	-
Iraqi Agricultural Products	AIRP	23.12.2018	27.12.2018	-	03.01.2019	-	-	-	-	0.40	4.5%
Iraqi for Seed Production	AISP	19.11.2018	22.11.2018	-	-	-	-	-	-	-	-
Middle East Prod. & Mark. - Fish	AMEF	02.12.2018	05.12.2018	-	18.12.2018	-	-	-	-	0.20	2.1%
Commercial Bank of Iraq	BCOI	08.01.2019	13.01.2019	-	17.01.2019	-	-	-	-	0.04	7.3%
Elaf Islamic Bank	BELF	07.11.2018	12.11.2018	27.11.2018	-	-	-	-	-	-	-
Investment Bank of Iraq	BIBI	05.11.2018	08.11.2018	21.11.2018	-	-	-	-	-	-	-
Iraq Noor Islamic Bank (NR)	BINI	25.03.2019	28.03.2019	-	04.04.2019	-	-	-	-	0.02	2.4%
International Islamic Bank (NR)***	BINT	04.03.2019	07.03.2019	12.03.2019	-	150.0%	-	100.00	250.00	-	-
Al Janoob Islamic Bank (NR)	BJAB	11.11.2018	14.11.2018	-	29.11.2018	-	-	-	-	0.01	-
Al-Mansour Bank	BMNS	11.03.2019	14.03.2019	-	20.03.2019	-	-	-	-	0.07	9.7%
National Islamic Bank	BNAI	02.12.2018	04.12.2018	-	11.12.2018	-	-	-	-	0.04	3.8%
Credit Bank of Iraq (NR)	BROI	20.02.2019	25.02.2019	-	10.03.2019	-	-	-	-	0.03	6.4%
Trans Iraq Bank for Investment	BTRI	17.03.2019	20.03.2019	-	27.03.2019	-	-	-	-	0.03	4.3%
Ashour Hotel (NR)	HASH	08.08.2018	17.03.2019	01.04.2019	-	-	-	-	-	-	-
Baghdad Hotel	HBAG	04.11.2018	07.11.2018	-	13.11.2018	-	-	-	-	0.44	4.9%
Mansour Hotel	HMAN	28.11.2018	03.12.2018	-	13.12.2018	-	-	-	-	0.15	1.3%
Iraqi Engineering Works	IIEW	29.01.2019	03.02.2019	07.02.2019	-	-	-	-	-	-	-
AL- Kindi of Veterinary Vac.	IKLV	16.12.2018	19.12.2018	-	23.12.2018	-	-	-	-	0.04	3.1%
National Chemical & Plastic Industries	INCP	18.12.2018	23.12.2018	02.01.2019	-	-	-	-	-	-	-
AHliya For Insurance (NR)	NAHF	16.01.2019	21.01.2019	-	-	-	-	-	-	-	-
Dar Al-Salam for Insurance (NR)	NDSA	08.11.2018	13.11.2018	18.11.2018	22.05.2019	40.0%	-	5.00	7.00	-	-
Al-Hamraa for Insurance (NR)	NHAM	05.09.2018	10.09.2018	19.09.2018	16.01.2019	-	40.0%	5.00	7.00	-	-
Kharkh Tour Amuzement City	SKTA	13.11.2018	18.11.2018	22.11.2018	-	-	-	-	-	-	-
Al-Mosul for Funfairs	SMOF	04.12.2018	09.12.2018	12.12.2018	-	-	-	-	-	-	-
Asiacell Communications PJSC	TASC	10.04.2019	15.04.2019	-	21.04.2019	-	-	-	-	1.00	12.2%
Al-Khatem Telecom (NR)	TZNI	27.05.2019	30.05.2019	-	-	-	-	-	-	-	-
Bain Al-Nahrain Financial Inv. (NR)	VMES	13.01.2019	16.01.2019	17.01.2019	-	-	-	-	-	-	-
AL-Wiaam for Financial Inv. (NR)	VWIF	27.05.2019	30.05.2019	-	-	-	-	-	-	-	-

Source: RS, ISX

*If there is a capital increase, this date shows the date when original shares resumed trading.

**Paid-in Capital AFTER the increase shows the capital the company reached / will reach after the completion of the capital increase processes.

***When the original shares resume trading, we start using the number of shares that the company will reach after the capital increase with the assumption that the capital increase was reflected to the price of the shares.

Capital Increase and Cash Dividend Distribution Processes:

The first step in any capital increase or dividend distribution is announcing a General Assembly meeting. Each company must notify the ISC and ISX that it will hold its General Assembly meeting 15 days prior to the meeting date. Shares are normally suspended from trading three business days before any General Assembly meeting (Please note that the ex-date for capital increases and dividend distributions is referred to as "Trading-Suspension day"). In case the meeting agenda included discussion of capital increase and/or cash dividends distribution, the General Assembly votes on the capital increase percentage and how they will raise this amount (bonus/rights). General Assemblies also vote on the percentage of cash dividend distribution. When a company decides to increase its capital through rights issue, it invites investors to subscribe for the newly offered shares. According to Iraqi Companies Law, subscription period is normally 30 days (the first 15 days are for existing shareholders, the second 15 days are for public) that could be extended to 60 days if the offered shares are not fully subscribed. The Iraqi Company Registrar must approve the capital increase (in both cases, bonus and rights issue). For cash dividend distribution, most companies decide to distribute cheques with the cash dividend amount and shareholders can go to the company to receive these cheques. There is not strict timeline for this procedure; therefore, the process could take long time.

ISX Companies which are not trading due to General Assembly Meetings*

Company Name	ISX Code	Suspended from Trading	GA Date	Rights issue (%)	Bonus issue (%)	Cash dividend (IQD per share)	Paid-in Capital BEFORE the increase (IQD bn)	Paid-in Capital AFTER the increase (IQD bn)
Telecom Sector								
Al-Khatem Telecoms	TZNI	27.05.2019	30.05.2019	-	-	-	1,829.00	1,829.00
Investment Sector								
Al-Wiaam for Financial Investment	VWIF	27.05.2019	30.05.2019	-	-	-	2.00	2.00

*As of 30/05/2019

Source: RS, ISX

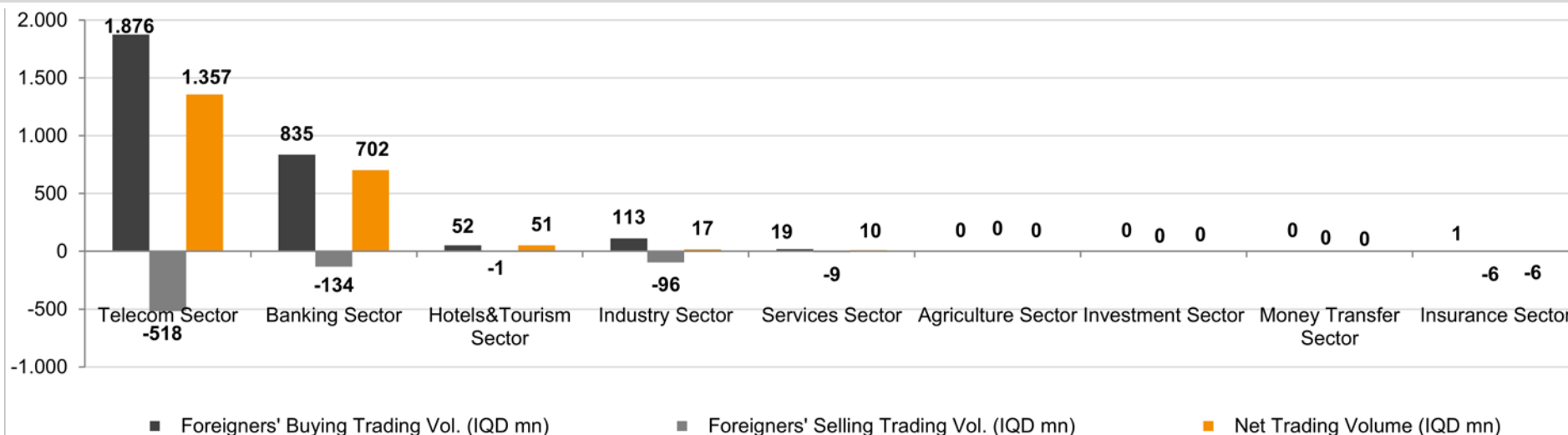
ISX Companies which are not trading due to Iraqi Securities Commission's (ISC) Decision*

Company Name / Sector Name	ISX Code	Suspended from Trading	Company Name / Sector Name	ISX Code	Suspended from Trading
Banking Sector			Industry Sector		
Dijlah & Furat Bank	BDFD	05.01.2017	Electronic Industries	IELI	06.08.2017
Dar Es Salam Bank	BDSI	09.08.2016	Fallujah for Construction Mat.	IFCM	06.07.2015
Economy Bank for Investment	BEFI	11.05.2017	Iraqi for Carton Manufact. & Trading	IICM	06.08.2017
Al-Bilad Islamic Bank	BLAD	17.05.2018	Iraqi Date Processing and Marketing	IIDP	04.04.2019
North Bank	BNOR	08.08.2018	Modern Construction Mat.	IMCM	06.07.2015
Al-Qabedh Islamic Bank	BQAB	08.08.2018	Modern Paint Industries	IMPI	06.08.2015
Union Bank	BUOI	06.08.2017	The Light Industries	ITLI	13.07.2016
Hotels&Tourism Sector			Services Sector		
Ishtar Hotels	HISH	08.08.2018	Al-Badia for General Transportation	SBAG	06.07.2017
Insurance Sector			Iraqi for General Transportation		
Ahliya for Insurance	NAHF	27.01.2019		SIGT	06.08.2017
Investment Sector			Money Transfer Sector		
Al-Khair Financial Investment	VKHF	06.07.2017	Al-Taif Money Transfer	MTAI	06.12.2017
			Mouta for Remittance	MTMO	21.01.2018

*As of 30/05/2019

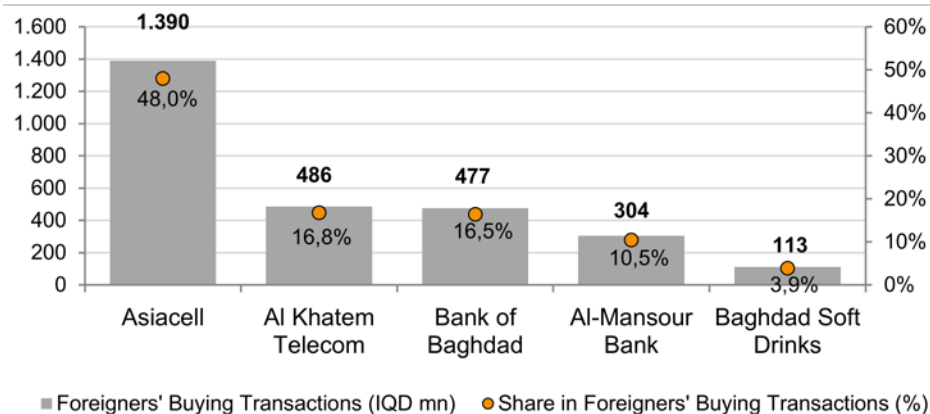
Source: RS, ISX

Foreigners' Transactions* (Ranked According to Net Trading Volumes) - May 2019

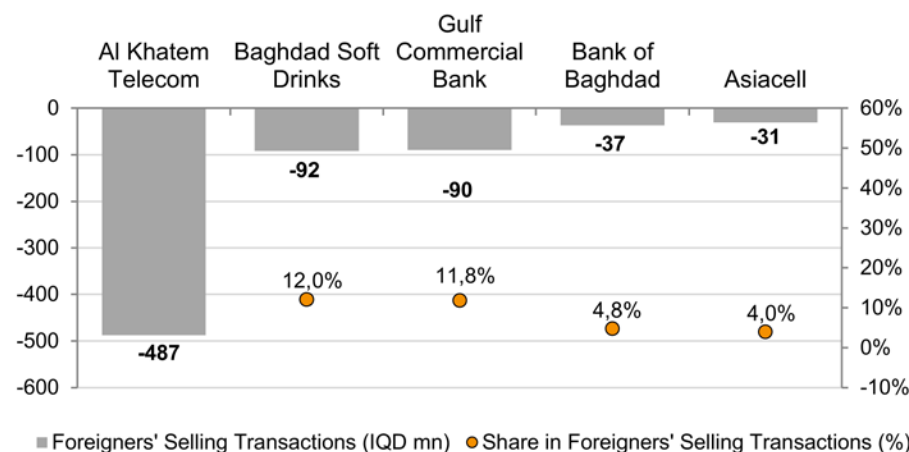


Source: RS, ISX
*Excluding Non-Regular Market

Top Five Companies according to Foreigners' Buying and Selling Transactions* (May 2019)



*Excluding Non-Regular Market



*Excluding Non-Regular Market

Foreigners' Buying Transactions (May 2019)

Company Name	ISX Code	No. of Trans	No. of Traded Shares	Trading Volume (IQD)	Trading Volume (\$)
Banking Sector					
Bank of Baghdad	BBOB	193	1,654,442,194	476,883,437	395,457
Commercial Bank of Iraq	BCOI	2	20,000,000	8,600,000	7,132
Gulf Commercial Bank	BGUC	3	10,425,000	1,668,000	1,383
Investment Bank of Iraq	BIBI	3	150,000	35,000	29
Mousil Bank	BMFI	2	4,100,000	616,000	511
Al-Mansour Bank	BMNS	155	448,340,028	304,000,819	252,094
National Islamic Bank	BNAI	1	100,000	63,000	52
National Bank of Iraq	BNOI	38	115,936,338	42,316,501	35,091
Credit Bank of Iraq	BROI	1	77,700	31,080	26
United Bank	BUND	31	21,484,550	1,185,943	983
TOTAL		429	2,275,055,810	835,399,780	692,758
Services Sector					
Al-Ameen Estate Investment	SAEI	1	245,900	147,540	122
Iraqi Land Transport	SILT	1	100,000	83,000	69
Mamoura Real Estate Investment	SMRI	29	11,750,000	18,730,181	15,532
TOTAL		31	12,095,900	18,960,721	15,723
Insurance Sector					
Dar Al-Salam for Insurance	NDSA	3	1,282,189	620,451	515
TOTAL		3	1,282,189	620,451	515
Industry Sector					
Baghdad Soft Drinks	IBSD	87	33,774,655	112,514,454	93,303
Al-Mansour Pharmaceuticals Industries	IMAP	3	541,100	362,537	301
Metallic Industries and Bicycles Industries	IMIB	2	114,700	183,520	152
TOTAL		92	34,430,455	113,060,511	93,756
Hotels&Tourism Sector					
Babylon Hotel	HBAY	48	880,855	52,347,166	43,409
TOTAL		48	880,855	52,347,166	43,409
Agriculture Sector					
Iraqi for Seed Production	AISP	1	10,000	50,000	41
TOTAL		1	10,000	50,000	41
Telecom Sector					
Asiacell Telecommunication	TASC	197	189,519,210	1,389,712,348	1,152,423
Al-Khatem Telecommunication	TZNI	33	180,000,000	486,000,000	403,017
TOTAL		230	369,519,210	1,875,712,348	1,555,440
Grand Total		834	2,693,274,419	2,896,150,977	2,401,642

Source: RS, ISX

Foreigners' Selling Transactions (May 2019)

Company Name	ISX Code	No. of Trans	No. of Traded Shares	Trading Volume (IQD)	Trading Volume (\$)
Banking Sector					
Ashur International Bank	BASH	2	1,000,000	200,000	166
Babylon Bank	BBAY	1	2,400,000	288,000	239
Bank of Baghdad	BBOB	16	109,288,473	36,764,102	30,487
Commercial Bank of Iraq	BCOI	2	800,000	352,000	292
Gulf Commercial Bank	BGUC	54	571,077,886	90,146,084	74,754
Iraqi Middle East Investment Bank	BIME	4	16,300,000	1,870,000	1,551
Kurdistan International Bank	BKUI	1	300,000	330,000	274
Mousil Bank	BMFI	3	9,000,000	1,440,000	1,194
Al-Mansour Bank	BMNS	2	600,000	426,000	353
National Bank Of Iraq	BNOI	4	3,932,465	1,435,687	1,191
Credit Bank Of Iraq	BROI	1	500,000	190,000	158
United Bank	BUND	1	1,800,000	90,000	75
TOTAL		91	716,998,824	133,531,874	110,732
Services Sector					
Iraqi Land Transport	SILT	2	4,300,000	4,055,000	3,363
Mamoura Real Estate Investment	SMRI	3	2,810,015	4,496,024	3,728
TOTAL		5	7,110,015	8,551,024	7,091
Insurance Sector					
Ahliya For Insurance	NAHF	4	4,000,000	1,280,000	1,061
Al-Ameen Insurance	NAME	10	13,300,000	5,091,000	4,222
TOTAL		14	17,300,000	6,371,000	5,283
Industry Sector					
Baghdad Soft Drinks	IBSD	94	27,191,953	92,051,077	76,334
Al -HiLal Industries	IHLI	4	2,300,000	805,000	668
Al -Khazer for Construction Materials	IKHC	2	60,000	72,000	60
AL- Kindi of Veterinary Vaccines	IKLV	3	1,247,500	1,781,550	1,477
Al-Mansour Pharmaceuticals Industries	IMAP	2	1,244,359	833,721	691
Chemical &Plastic Industries	INCP	2	1,000,000	640,000	531
TOTAL		107	33,043,812	96,183,348	79,760
Hotels&Tourism Sector					
Mansour Hotel	HMAN	1	100,000	1,300,000	1,078
TOTAL		1	100,000	1,300,000	1,078
Telecom Sector					
Asiacell Telecommunication	TASC	33	3,828,372	30,809,656	25,549
Al-Khatem Telecommunication	TZNI	43	180,555,000	487,498,500	404,260
TOTAL		76	184,383,372	518,308,156	429,809
Grand Total		294	958,936,023	764,245,402	633,753

Source: RS, ISX

Monthly Transactions – ISX Listed Companies (May 2019)

	ISX Code	Paid-in Capital (IQD mn)	Closing* (\$ mn)	Price (IQD)	Market Cap* (IQD mn)	(\$ mn)	Monthly Chg(%)**	Intra Month Closings High	Low	Trading Days	No of trans. (#)	No of traded shares (mn)	Monthly Turnover (IQD '000)	(\$)	Note
Telecom Sector															
Asiacell Communications PJSC	TASC	310,000	257	8.25	2,557,500	2,120.8	14.6%	8.25	7.50	21	487	234	1,731,109	1,435,527	-
Al-Khatem Telecom (NR)	TZNI	1,829,783	1,517	2.70	4,940,413	4,096.9	-	2.70	2.70	12	43	181	487,499	404,260	Suspend/GA
Total		2,139,783	1,774		7,497,913	6,218					530	414	2,218,607	1,839,787	
Banking Sector															
Al-Arabiya Islamic Bank (NR)	BAAI	250,000	207	1.00	250,000	207.3	-	1.00	1.00	-	-	-	0	0	-
Asia Al Iraq Islamic Bank (NR)	BAIB	100,000	83	1.15	115,000	95.4	-	1.15	1.15	-	-	-	0	0	-
Ashur International Bank	BASH	250,000	207	0.20	50,000	41.5	-	0.20	0.19	6	11	8	1,570	1,302	-
Babylon Bank	BBAY	250,000	207	0.11	27,500	22.8	-26.7%	0.15	0.11	13	37	152	18,027	14,949	-
Bank of Baghdad	BBOB	250,000	207	0.39	97,500	80.9	62.5%	0.39	0.24	20	1,147	7,247	2,284,772	1,894,654	-
Cihan Bank for Islamic & Finance	BCIH	255,000	211	2.65	675,750	560.4	-	2.65	2.65	7	9	5	13,780	11,427	-
Commercial Bank of Iraq	BCOI	250,000	207	0.44	110,000	91.2	10.0%	0.45	0.40	20	275	667	289,620	240,168	-
Dijlah & Furat Bank (NR)	BDFD	112,000	93	0.25	28,000	23.2	-	0.25	0.25	-	-	-	0	0	Suspend/ISC
Dar Es Salaam Inv. Bank (NR)***	BDSI	250,000	207	0.13	32,500	27.0	-	0.13	0.13	-	-	-	0	0	Suspend/ISC
Economy Bank (NR)	BEFI	250,000	207	0.53	132,000	109.5	-	0.53	0.53	-	-	-	0	0	Suspend/ISC
Elaf Islamic Bank	BELF	250,000	207	0.19	47,500	39.4	5.6%	0.19	0.18	4	5	2	323	268	-
Erbil Bank for Invest. & Finance (NR)	BERI	265,000	220	-	-	-	-	0.00	0.00	-	-	-	0	0	-
Gulf Commercial Bank	BGUC	300,000	249	0.16	48,000	39.8	-	0.16	0.15	18	295	2,401	375,706	311,555	-
Investment Bank of Iraq	BIBI	250,000	207	0.27	67,500	56.0	42.1%	0.27	0.19	17	225	389	92,242	76,492	-
International Development Bank (NR)	BIDB	250,000	207	0.81	202,500	167.9	-	0.81	0.81	-	-	-	0	0	-
Iraqi Islamic Bank	BIIB	250,000	207	0.38	95,000	78.8	2.7%	0.39	0.37	10	54	38	14,290	11,850	-
Iraqi Middle East Investment Bank	BIME	250,000	207	0.11	27,500	22.8	-	0.11	0.10	18	318	3,122	319,655	265,075	-
Iraq Noor Islamic Bank (NR)	BINI	250,000	207	0.95	238,000	197.4	-	0.95	0.95	-	-	-	0	0	-
International Islamic Bank (NR)***	BINT	250,000	207	1.00	250,000	207.3	-	1.00	1.00	-	-	-	0	0	-
Al Janoob Islamic Bank (NR)	BJAB	250,000	207	-	-	-	-	0.00	0.00	-	-	-	0	0	-
Kurdistan International Islamic Bank	BKUI	400,000	332	1.10	440,000	364.9	-	1.10	1.10	5	8	344	378,180	313,607	-
Al-Bilad Islamic Bank (NR)	BLAD	250,000	207	0.35	87,500	72.6	-	0.35	0.35	-	-	-	0	0	Suspend/ISC
Mosul Bank	BMFI	252,500	209	0.16	40,400	33.5	6.7%	0.16	0.15	14	111	470	73,777	61,180	-
Al-Mansour Bank	BMNS	250,000	207	0.72	180,000	149.3	20.0%	0.72	0.60	20	421	958	652,995	541,498	-
National Islamic Bank	BNAI	251,000	208	0.63	158,130	131.1	-	0.63	0.63	7	12	4,471	2,816,630	2,335,698	-
National Bank of Iraq	BNOI	250,000	207	0.38	95,000	78.8	31.0%	0.39	0.29	16	148	286	102,714	85,176	0
North Bank	BNOR	300,000	249	0.11	33,000	27.4	-	0.11	0.11	-	-	-	0	0	Suspend/ISC
Al-Qabedh Islamic Bank (NR)	BQAB	250,000	207	1.00	250,000	207.3	-	1.00	1.00	-	-	-	0	0	Suspend/ISC
Al-Qurtas Islamic Bank (NR)	BQUR	250,000	207	-	-	-	-	0.00	0.00	-	-	-	0	0	-
Credit Bank of Iraq (NR)	BRUI	250,000	207	0.40	100,000	82.9	5.3%	0.42	0.38	13	123	258	104,133	86,353	-
Region Trade Bank (NR)	BRTB	250,000	207	1.00	250,000	207.3	-	1.00	1.00	-	-	-	0	0	-
Sumer Commercial Bank	BSUC	250,000	207	0.70	175,000	145.1	-	0.70	0.70	11	12	23	15,855	13,148	-
Trans Iraq Bank for Investment	BTRI	264,000	219	0.67	176,801	146.6	-	0.67	0.67	-	-	-	0	0	-
Trust International Islamic Bank (NR)	BTRU	250,000	207	0.35	87,500	72.6	-	0.35	0.35	-	-	-	0	0	-
United Bank	BUND	300,000	249	0.05	15,000	12.4	-28.6%	0.07	0.05	20	485	8,362	427,908	354,844	-
Union Bank (NR)	BUOI	252,000	209	0.29	73,080	60.6	-	0.29	0.29	-	-	-	0	0	Suspend/ISC
World Islamic Bank for Inv. & Fin. (NR)	BWOR	250,000	207	1.00	250,000	207.3	-	1.00	1.00	-	-	-	0	0	-
Zain Al-Iraq Islamic Bank (NR)	BZII	250,000	207	0.37	92,500	76.7	-	0.37	0.37	1	2	0	1	1	-
Total		9,551,500	7,921		4,998,161	4,144.7					3,698	29,202	7,982,178	6,619,244	

Source: RS, ISX

Monthly Transactions – ISX Listed Companies (May 2019)

Industry Sector	ISX Code	Paid-in Capital (IQD mn)	Closing* (\$ mn)	Closing* Price (IQD)	Market Cap* (IQD mn)	Market Cap* (\$ mn)	Monthly Chg(%)**	Intra Month Closings High	Intra Month Closings Low	Trading Days	No of trans. (#)	No of traded shares (mn)	Monthly Turnover (IQD '000)	Monthly Turnover (\$)	Note
Baghdad for Packing Materials	IBPM	1,080	1	1.50	1,620	1.3	5.6%	1.51	1.42	13	38	18	27,103	22,475	-
Baghdad Soft Drinks	IBSD	177,333	147	3.36	595,840	494.1	7.0%	3.45	3.10	21	942	226	746,613	619,131	-
Electronic Industries	IELI	18,000	15	0.45	8,100	6.7	-	0.45	0.45	-	-	-	0	0	Suspend/ISC
Fallujah for Construction Mat. (NR)	IFCM	3,120	3	1.51	4,711	3.9	-	1.51	1.51	-	-	-	0	0	Suspend/ISC
Nationality Househ. Furniture (NR)***	IHFI	1,660	1	0.85	1,411	1.2	-5.6%	0.99	0.85	2	5	8	7,221	5,988	-
Al-Hilal Industries	IHLI	12,375	10	0.38	4,703	3.9	2.7%	0.38	0.35	21	192	491	181,360	150,393	-
Iraqi for Carton Manufact. & Trading	IICM	7,590	6	0.27	2,049	1.7	-	0.27	0.27	-	-	-	0	0	Suspend/ISC
Iraqi Date Processing&Marketing	IIDP	17,250	14	1.05	18,113	15.0	-	1.05	1.05	-	-	-	0	0	Suspend/ISC
Iraqi Engineering Works	IIEW	1,500	1	0.86	1,290	1.1	2.4%	0.86	0.84	2	4	1	666	552	-
Iraqi For Tufted Carpets	IITC	500	0	8.34	4,170	3.5	2.8%	8.34	8.00	9	41	2	19,617	16,267	-
Al -Khazer for Construction M. (NR)	IKHC	1,100	1	1.20	1,320	1.1	-5.5%	1.80	1.15	10	51	120	160,370	132,987	-
AL- Kind of Veterinary Vac.	IKLV	5,940	5	1.37	8,138	6.7	-8.7%	1.50	1.37	20	74	40	58,237	48,293	-
Al-Mansour Pharma. Ind.	IMAP	6,469	5	0.67	4,334	3.6	1.5%	0.67	0.65	19	99	80	53,376	44,262	-
Modern Chemical Industries (NR)	IMCI	180	0	41.00	7,380	6.1	7.6%	41.00	38.10	7	16	19	782,150	648,600	-
Modern Construction Mat. (NR)	IMCM	5,371	4	0.47	2,524	2.1	-	0.47	0.47	-	-	-	0	0	Suspend/ISC
Metallic Ind. and Bicycles	IMIB	7,500	6	1.53	11,475	9.5	-10.0%	1.74	1.50	17	88	18	28,060	23,269	-
Modern Sewing	IMOS	1,000	1	5.75	5,750	4.8	-	5.82	5.21	12	68	10	54,933	45,553	-
Modern Paint Industries (NR)	IMPI	9,214	8	1.25	11,517	9.6	-	1.25	1.25	-	-	-	0	0	Suspend/ISC
National Chemical & Plastic Industries	INCP	15,188	13	0.64	9,720	8.1	1.6%	0.64	0.62	19	159	132	83,531	69,269	-
Ready Made Clothes	IRMC	1,593	1	8.80	14,021	11.6	-	8.80	8.50	3	4	0	2,166	1,796	-
The Light Industries (NR)	ITLI	16,800	14	0.31	5,208	4.3	-	0.31	0.31	-	-	-	0	0	Suspend/ISC
Total		310,763	258		723,394	599.9					1,781	1,166	2,205,404	1,828,838	
Hotels&Tourism Sector															
Ashour Hotel (NR)	HASH	376	0	7.00	2,635	2.2	-	7.00	7.00	-	-	-	0	0	-
Baghdad Hotel	HBAG	3,844	3	8.30	31,905	26.5	2.5%	8.30	8.09	9	25	1	10,104	8,379	-
Babylon Hotel	HBAY	2,000	2	60.10	120,200	99.7	1.0%	61.00	58.00	20	360	3	191,404	158,723	-
Ishtar Hotels	HISH	3,500	3	10.00	35,000	29.0	-	10.00	10.00	-	-	-	0	0	Suspend/ISC
Karbala Hotels***	HKAR	7,500	6	0.80	6,000	5.0	-10.1%	0.89	0.80	5	17	4	3,720	3,085	-
Mansour Hotel	HMAN	2,923	2	12.75	37,268	30.9	-1.9%	13.00	12.75	2	2	0	2,575	2,135	-
National for Tourist Investment	HNTI	6,253	5	7.70	48,149	39.9	-3.8%	8.00	7.70	9	60	4	35,140	29,140	-
Palestine Hotel	HPAL	4,470	4	10.00	44,700	37.1	-1.0%	10.10	10.00	3	8	1	5,131	4,255	-
Al-Sadeer Hotel***	HSAD	1,735	1	10.00	17,350	14.4	-9.1%	11.00	10.00	5	23	1	12,689	10,523	-
Mosul Dam Tourist Village (NR)	HTVM	240	0	5.00	1,200	1.0	-5.7%	5.30	5.00	4	5	0	1,250	1,037	-
Total		32,842	27		344,407	285.6					500	16	262,014	217,276	

Source: RS, ISX

Monthly Transactions – ISX Listed Companies (May 2019)

	ISX Code	Paid-in Capital (IQD mn)	(\$ mn)	Closing* Price (IQD)	Market Cap* (IQD mn)	(\$ mn)	Monthly Chg(%)**	Intra Month Closings High	Low	Trading Days	No of trans. (#)	No of traded shares (mn)	Monthly Turnover (IQD '000)	(\$)	Note
Services Sector															
Al-Ameen Estate Inv. (NR)	SAEI	6,960	6	0.60	4,176	3.5	-	0.60	0.60	2	3	1	329	273	-
AL-Badia for General Trans	SBAG	2,200	2	0.59	1,298	1.1	-	0.59	0.59	-	-	-	0	0	Suspend/ISC
Baghdad Passengers Transport	SBPT	1,000	1	17.75	17,750	14.7	4.4%	17.95	17.00	9	23	1	17,870	14,819	-
Iraqi for General Transp. (NR)	SIGT	3,900	3	0.55	2,145	1.8	-	0.55	0.55	-	-	-	0	0	Suspend/ISC
Iraqi Land Transport	SILT	14,000	12	0.99	13,860	11.5	39.4%	0.99	0.71	16	988	1,106	968,626	803,236	-
Kharkh Tour Amuzement City	SKTA	1,000	1	3.75	3,750	3.1	-	3.80	3.70	13	73	13	50,086	41,534	-
Al-Mosul for Funfairs	SMOF	800	1	13.00	10,400	8.6	-1.9%	13.30	13.00	11	86	5	61,650	51,123	-
Mamoura Real-estate Inv.	SMRI	22,780	19	1.60	36,448	30.2	6.7%	1.61	1.50	13	57	19	29,444	24,417	-
AL-Nukhba for Construction	SNUC	2,066	2	0.32	661	0.5	-3.0%	0.33	0.32	1	2	1	320	265	-
Total		54,706	45		90,488	75.0					1,232	1,145	1,128,325	935,667	
Agriculture Sector															
Al-Ahlyia for Agricultural Prod.	AAHP	575	0	1.10	633	0.5	-4.3%	1.15	1.10	2	6	2	2,017	1,672	-
Iraqi Agr. Prod. Mark. Meat	AIPM	5,000	4	4.06	20,300	16.8	-1.0%	4.15	4.04	17	190	129	530,371	439,812	-
Iraqi Agricultural Products	AIRP	360	0	8.00	2,880	2.4	-1.8%	8.10	8.00	3	7	0	3,983	3,303	-
Iraqi for Seed Production	AISP	10,500	9	5.40	56,700	47.0	20.0%	5.40	4.50	8	627	89	457,345	379,255	-
Modern Animal & Agr. Production	AMAP	4,101	3	0.25	1,025	0.9	-16.7%	0.30	0.25	4	9	7	1,775	1,472	-
Middle East Prod. & Mark. - Fish	AMEF	300	0	9.45	2,835	2.4	-0.5%	9.50	9.43	3	15	1	5,123	4,248	-
Total		20,836	17		84,373	70.0					854	228	1,000,614	829,762	
Insurance Sector															
AHliya For Insurance (NR)	NAHF	2,500	2	0.32	800	0.7	-20.0%	0.40	0.32	1	4	4	1,280	1,061	-
Al-Ameen for Insurance***	NAME	3,819	3	0.36	1,375	1.1	-21.7%	0.47	0.36	13	205	138	55,336	45,888	Suspend/ISC
Dar Al-Salam for Insurance (NR)	NDSA	7,000	6	0.48	3,360	2.8	2.1%	0.49	0.47	3	5	2	1,153	957	-
Gulf Insurance&Reinsurance	NGIR	2,000	2	0.61	1,220	1.0	-	0.61	0.61	-	-	-	0	0	-
Al-Hamraa for Insurance (NR)	NHAM	7,000	6	0.42	2,940	2.4	40.0%	0.42	0.30	1	1	1	294	244	-
Total		22,319	19		9,695	8.0					215	145	58,064	48,150	

Source: RS, ISX

Monthly Transactions – ISX Listed Companies (May 2019)

	ISX Code	Paid-in Capital (IQD mn)	Closing* (\$ mn)	Closing* Price (IQD)	Market Cap* (IQD mn)	Market Cap* (\$ mn)	Monthly Chg(%)**	Intra Month Closings High	Intra Month Closings Low	Trading Days	No of trans. (#)	No of traded shares (mn)	Monthly Turnover (IQD '000)	Monthly Turnover (\$)	Note
Investment Sector															
Al-Ameen Financial Inv. (NR)	VAMF	1,500	1	1.32	1,980	1.6	-	1.32	1.32	1	1	0	13	11	-
AL- Batek Investment (NR)	VBAT	1,000	1	0.50	500	0.4	-	0.50	0.50	1	1	0	10	8	-
Al-Khair for Financial Inv. (NR)	VKHF	7,000	6	0.22	1,540	1.3	-	0.22	0.22	-	-	-	0	0	Suspend/ISC
Bain Al-Nahrain Financial Inv. (NR)	VMES	1,000	1	0.90	900	0.7	-	0.90	0.90	-	-	-	0	0	-
AL-Wiaam for Financial Inv. (NR)	VWIF	2,000	2	0.80	1,600	1.3	-	0.80	0.80	-	-	-	0	0	Suspend/GA
Al-Zawraa for Financial Inv. (NR)	VZAF	1,150	1	0.36	414	0.3	-	0.36	0.36	1	1	0	4	3	-
Total		13,650	11		6,934	5.8					3	0	27	22	
Money Transfer Sector															
Al-Taif Money Transfer (NR)	MTAI	38,000	32	3.00	114,000	94.5	-	3.00	3.00	-	-	-	0	0	Suspend/ISC
Al-Manafaa for Money Trans. (NR)	MTMA	45,000	37		-	-	-	0.00	0.00	-	-	-	0	0	-
Mouta for Remittance (NR)	MTMO	100,000	83		-	-	-	0.00	0.00	-	-	-	0	0	Suspend/ISC
Al Nibal Al Arabya for Money T. (NR)	MTNI	45,000	37	1.00	45,000	37.3	-	1.00	1.00	-	-	-	0	0	-
Alnoor for Money Transfer (NR)	MTNN	45,000	37	0.32	14,400	11.9	-	0.32	0.32	-	-	-	0	0	-
Nobles for Money Transfer (NR)	MTNO	30,000	25	1.00	30,000	24.9	-	1.00	1.00	-	-	-	0	0	-
Total		303,000	251		203,400	168.7					0	0	0	0	
Grand Total		12,449,399	10,324		13,958,766	11,575					8,813	32,315	14,855,233	12,318,745	

*As of 30/05/2019

**According to adjusted closing prices.

***When the original shares resume trading, we start using the number of shares that the company will reach after the capital increase with the assumption that the capital increase was reflected to the price of the shares. We use the new capital in calculating Mcap.

Note: "(NR)": These are the companies which are trading in the Non-Regular market (in compliance with Iraq Securities Commission law numbered 132/9 on 20/12/2012). These companies were moved to the secondary market (non-regular) because of the decrease in their trading volume and the number of days that these companies are being traded for. Please note, according to the Regulations of the Secondary Market, in each trading session, the average share price will be calculated for each share. The maximum increase and decrease of +/- 20% will be based on the average price in the previous session. The price should be valid during three effective trading sessions after the listing, and it will be free in the first trading session after capital increasing.

Source: RS, ISX

For any inquiries, contact:

Research

Aysegul Ozge Ozgur (SVP, Head of Research)

aozgur@rs.iq

Tugba Tan (Analyst)

ttan@rs.iq

Lana Nihad (Associate)

lnihad@rs.iq

research@rs.iq

Tel: +90 212 219 2524

Trading

traders@rs.iq

Tel: +964 727 002 0407


Info

info@rs.iq


Tel: +964 (770) 450 7463

RS Bloomberg page: <RSIQ>

RS Website: RS.IQ



Asiacell has won "EMEA Finance's Best IPO in EMEA award" in EMEA Finance's Achievement Awards 2013.
(Arranger of the deal: Rabee Securities (RS))



Asiacell was named the winner of the corporate finance category in the 2013 Association of Corporate Treasures Middle East Deals (ACTME) of the Year Awards.
(Arranger of the deal: Rabee Securities (RS))



Best Brokerage House In Iraq
2011 - 2013 - 2014 - 2015



Member of the Iraq Stock Exchange



TMT FINANCE MIDDLE EAST & NORTH AFRICA
2013 CONFERENCE & AWARDS WINNERS

EQUITY CAPITAL MARKETS DEAL OF THE YEAR -
ASIACELL IPO ADVISED BY RABEE SECURITIES



RS is a proud supporter of the Iraq Pavilion in Venice Biennale.
2011 - 2013 - 2015 - 2017

Baghdad, HQ

903/14/19

Karada

Baghdad, Iraq

Tel: +964 (727) 002 0407

Erbil

Italian Village Offices

Office No: 32

Erbil, Iraq

Tel: +964 (770) 473 9999

Suleymani

Rand Gallery

Office No: 4, Floor: 6

Suleymani, Iraq

Tel: +964 (770) 651 9944

Istanbul Rep. Office

Halaskargazi cad. No: 103/16

Osmanbey, Istanbul, Turkey

Tel: +90 (212) 219 2524

Mob: +90 539 456 4566

DISCLAIMER

This publication may not be reproduced, modified, or re-disseminated in whole or in part without the prior written permission of Rabee Securities. The information provided herein is of a general nature and for informational purposes only and is not intended to serve as an offer or solicitation with respect to the purchase or sale of any security, or as a recommendation to adopt any particular trading strategy. Such information is subject to change without prior notice. Although Rabee Securities obtains information from sources it considers reliable, Rabee Securities makes no representations or warranties, express or implied, as to the information's accuracy or completeness. Furthermore, such information may be incomplete or condensed. Rabee Securities, its affiliates, directors, employees, assigns, agents, and successors bear no liability for any errors or omissions in this publication or for any losses arising from the use of or reliance upon this information. This limitation on liability applies to direct, indirect, consequential, special, punitive, or other damages, as well as damages for loss of profits or business interruption. Investors shall bear all responsibility for investment decisions taken on the basis of the contents of this report. Rabee Securities strongly advises potential investors to seek financial guidance when determining whether an investment is appropriate to their needs. All estimates included in this report constitute Rabee Securities' opinion as of the date published on the report and are subject to change without notice.