

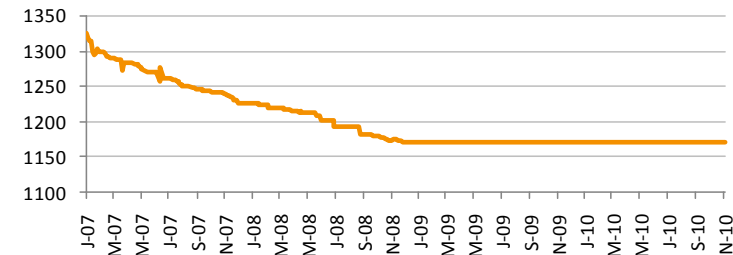
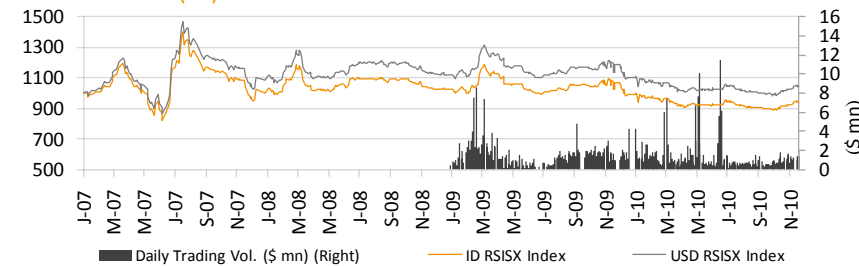
Weekly Value Traded

ID8,690,960,000

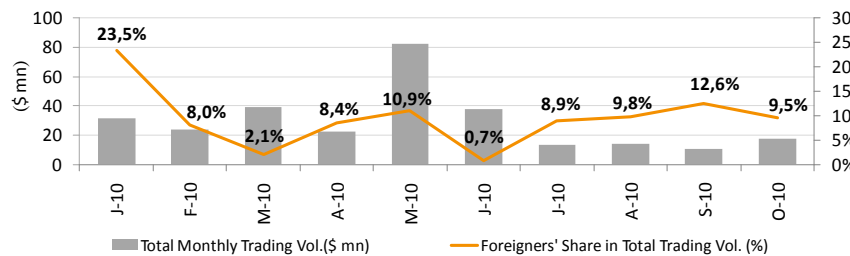
Iraqi Dinar Value

1USD=1170

Rabee Securities (RS) Index - RSISX Index



Total Monthly Trading Vol. (\$ mn) & Share of Foreign Transaction in Total T. Vol. (%)



Best Performers - Weekly

Code	Price (ID)	Price Chn/w
AISP	3.130	49.0%
AMAP	1.650	20.4%
SMRI	2.290	18.7%
INSD	0.860	16.2%
IKLV	3.020	14.8%

Worst Performers - Weekly

Code	Price (ID)	Price Chn/w
BKUI	1.410	-27.7%
NGIR	1.440	-20.0%
BCOI	1.390	-10.3%
BDFD	0.830	-5.7%
SBPT	25.000	-3.8%

RSISX Index Vs. Neighbour Market S.E.

Market	Index Close	Weekly Chg.	YTD Chg.
IRAQ (RSISX)	943	0.3%	-5.0%
EGYPT	6,838	0.2%	10.1%
KUWAIT	6,928	-0.3%	-1.1%
SAUDI	6,291	-2.4%	2.8%
MUSCAT	6,551	-0.8%	2.9%
QATAR	8,179	1.3%	17.5%
DUBAI	1,682	-0.6%	-6.7%
ABUDHABI	2,757	-0.1%	0.5%
BAHRAIN	1,439	-0.8%	-0.7%
TURKEY	66,148	-5.5%	25.2%
IRAN	18,289	1.5%	63.2%

Top 5 Traded Volume - Weekly

Code	Price (ID)	Trading Vol. (ID mn)/w	Trading Vol. (US\$mn)/w
BBOB	1.680	1,438	1.2
SMRI	2.290	916	0.8
INSD	0.860	913	0.8
ITLI	1.250	798	0.7
BGUC	0.970	555	0.5

By the end of the week, 41 companies were able to trade in this session, and 27 companies were unable to do so mainly due to their General Assembly Meeting or ISX / ISC Instructions.

The dinar remained stable for the week, trading at 1170 to the dollar. Volumes for the week reached ID8.7 bln (\$7.4 mn), and the numbers of shares

traded reached 5.6 bln, with the banking sector experiencing the highest volume and turnover.

Foreigners executed total 346 transactions this week. They executed 329 buying transactions amounted at ID1.8bln (\$1.6mn) and 17 selling transactions amounted at ID120mn (\$103ths). Thus, net purchases of foreigners reached ID1.7bln (\$1.5mn), while their share in total trading volume was 11.3%.

News from Iraq

Politics

- A number of Iraqi political blocs have presented three candidates each for the ministers' posts in the future cabinet, Prime Minister Nouri al-Maliki said on Saturday.
- Iraqi President Jalal Talabani called on U.S. President Barack Obama to implement the signed agreements between Baghdad and Washington.
- A Legislator from the Iraqi National Coalition, representing the State of Law Alliance led by Prime Minister Nouri al-Maliki, has said that his coalition would get half of the seats in the new Iraqi cabinet, according to its election rights, pointing out that Maliki had not been officially assigned to form the new cabinet yet.

Economics

- Iraq on Wednesday inaugurated a new court formed to resolve disputes between foreign investors and Iraqi companies as part of efforts to encourage investment.
- The former Iraqi government has made great achievements in many fields, particularly oil, of which Iraq is expected to be the largest producer and exporter in 2012, according to an Iraqi MP on Saturday.
- Minister of Economy of the United Arab Emirates (UAE), Sultan al-Mansouri, said on Saturday that his government "is keen to participate in the reconstruction of a new Iraq".
- Halliburton signed on Tuesday a deal with Shell Company for one year to develop the Majnoon oilfield, according to a media source from Shell. "According to the new deal, Halliburton will set up operations centers to dig 15 new wells," he added.

ISX - Recent Company Announcements

- Iraqi for Seed Production (AISP) will hold GA on December 19th, 2010 to discuss account report for 31/03/2010, dividend distribution ratio and capital increase through bonus issue. ISX will suspend trading of AISP shares starting Dec. 13th, 2010.
- Ashour Hotel (HASH) will hold GA on December 2nd, 2010 for the election of new board members from the private sector.
- Credit Bank of Iraq (BROI) will resume trading on November 28th, 2010, after completing capital increase process from ID85bln (\$72.6mn) to ID100bln (85.5mn) through 17.647% rights issue.
- Fallujah Construction Materials (IFCM) resumed trading on November 25th, 2010, after completing capital increase process from ID0.54bln (\$462ths) to ID1.08bln (\$923ths) through 100% rights issue.
- Gulf Insurance and Reinsurance (NGIR) will hold GA on December 1st, 2010 to discuss accountant account report for 31/3/2010 and capital increase through 100% rights issue. ISX suspended trading of NGIR shares starting on November 25th, 2010.
- Kurdistan International Bank (BKUI) resumed trading on November 24th, 2010, after completing capital increase process from ID50bln(\$42.7mn) to ID100bln (\$85.5mn) through 100% rights issue.

For any inquiries, contact:

Research
Aysegul Ozge Ozgur
aozgur@rabeesecurities.com

Trading
trading@rabeesecurities.com

Address: 903/14/19

Karada

Baghdad-Iraq

Tel: +964 1 7180 696

info@rabeesecurities.com

RS Bloomberg page: <RSIQ>

DISCLAIMER

This publication may not be reproduced, modified, or re-disseminated in whole or in part without the prior written permission of Rabee Securities. The information provided herein is of a general nature and for informational purposes only and is not intended to serve as an offer or solicitation with respect to the purchase or sale of any security, or as a recommendation to adopt any particular trading strategy. Such information is subject to change without prior notice. Although Rabee Securities obtains information from sources it considers reliable, Rabee Securities makes no representations or warranties, express or implied, as to the information's accuracy or completeness. Furthermore, such information may be incomplete or condensed. Rabee Securities, its affiliates, directors, employees, assigns, agents, and successors bear no liability for any errors or omissions in this publication or for any losses arising from the use of or reliance upon this information. This limitation on liability applies to direct, indirect, consequential, special, punitive, or other damages, as well as damages for loss of profits or business interruption. Investors shall bear all responsibility for investment decisions taken on the basis of the contents of this report. Rabee Securities strongly advises potential investors to seek financial guidance when determining whether an investment is appropriate to their needs. All estimates included in this report constitute Rabee Securities' opinion as of the date published on the report and are subject to change without notice.

Performance of Traded Shares

	Code	Capital ('000)	Closing Price	Wk. Closing % Change	YTD % Change	Intra Week High Low	Wk. Turnover (ID '000)	52 Week High Low	Market Cap (ID'000) (US '000)	P/E T-2 T-1	P/B T-2 T-1	DPS T-2 T-1	Dividend Yield T-2 T-1	Earnings(ID'000) T-2 T-1	Note
Banking Sector															
Commercial Bank of Iraq	BCOI	60,000,000	1.390	-10.3%	-10.3%	1.510 0.000	285,054	1.590 1.300	83,400,000 71,282	69.045 N/A	1.286 N/A			1,216,606 N/A	Suspended
Bank of Baghdad	BBOB	100,000,000	1.680	5.0%	-12.5%	1.750 1.600	1,437,680	2.140 1.180	168,000,000 143,590	10.715 N/A	2.223 N/A			15,786,861 N/A	
Iraqi Islamic Bank	BIIB	51,192,000	0.940	9.3%	-10.5%	0.940 0.000	57,135	1.000 0.750	48,120,480 41,129	NM N/A	0.835 N/A			NM N/A	
Iraqi Middle East Investment Bank	BIME	66,000,000	1.100	0.0%	-42.7%	0.000 0.000	0	2.300 0.800	72,600,000 62,051	8.230 N/A	1.886 N/A			11,561,101 N/A	Suspended
Investment Bank of Iraq	BIBI	50,400,000	1.240	0.0%	0.8%	0.000 0.000	0	1.330 0.830	62,496,000 53,415	8.113 N/A	1.605 N/A			7,703,453 N/A	Suspended
National Bank of Iraq	BNOI	50,000,000	0.860	1.2%	-1.1%	0.900 0.850	15,283	0.940 0.780	43,000,000 36,752	53.163 N/A	1.521 N/A			799,421 N/A	
Credit Bank of Iraq	BROI	85,000,000	1.980	0.0%	-15.7%	0.000 0.000	0	3.000 1.200	168,300,000 143,846	10.921 N/A	2.150 N/A	0.400	40%	15,333,101 N/A	Suspended
Dar Essalaam Investment Bank	BDSI	67,000,000	6.000	0.0%	-13.0%	0.000 0.000	0	7.100 1.380	402,000,000 343,590	324.960 N/A	9.198 N/A			1,206,150 N/A	Suspended
Sumer Commerical Bank	BSUC	70,000,000	0.810	0.0%	-18.2%	0.000 0.000	0	0.990 0.810	56,700,000 48,462	40.959 N/A	1.665 N/A			1,098,665 N/A	Suspended
Babylon Bank	BBAY	50,000,000	0.950	-2.1%	-26.9%	0.990 0.950	141,717	1.300 0.850	47,500,000 40,598	13.647 N/A	1.472 N/A			3,810,483 N/A	
Economy Bank for Investment	BEFI	76,000,000	1.300	0.0%	-29.7%	0.000 0.000	0	2.290 1.300	98,800,000 84,444	23.412 N/A	3.989 N/A			4,813,687 N/A	Suspended
Gulf Commercial Bank	BGUC	56,990,000	0.970	-3.0%	-19.2%	1.010 0.000	555,155	1.250 0.960	55,280,300 47,248	12.572 N/A	1.794 N/A			4,056,561 N/A	
Warka Bank for Investment	BWAI	75,000,000	1.260	0.0%	-9.4%	0.000 0.000	0	1.600 1.210	94,500,000 80,769	842.571 N/A	1.254 N/A			112,157 N/A	Suspended
Mosul Bank	BMFI	50,000,000	0.950	-2.1%	-14.4%	0.970 0.940	169,087	1.160 0.830	47,500,000 40,598	17.013 N/A	1.710 N/A			3,085,833 N/A	
Union Bank of Iraq	BUOI	50,000,000	0.990	0.0%	10.0%	0.000 0.000	0	1.150 0.790	49,500,000 42,308	51.757 N/A	3.136 N/A	0.130		1,062,662 N/A	Suspended
North Bank	BNOR	100,000,000	2.000	0.0%	0.0%	0.000 0.000	0	2.400 0.830	200,000,000 170,940	16.045 N/A	1.627 N/A			11,841,529 N/A	Suspended
Kurdistan International Bank	BKUI	100,000,000	1.410	-27.7%	-23.8%	1.460 0.000	164,152	1.950 1.500	141,000,000 120,513	79.765 N/A	1.728 N/A			1,203,533 N/A	
Ashur Bank	BASH	66,700,000	0.960	0.0%	-23.2%	0.990 0.950	37,346	1.250 0.820	64,032,000 54,728	15.710 N/A	2.171 N/A			4,318,848 N/A	
Mansour Bank	BMNS	75,000,000	1.400	1.4%	7.7%	1.400 0.000	21,033	1.900 1.170	105,000,000 89,744	13.260 N/A	1.523 N/A			7,522,560 N/A	Suspended
United Bank for Investment	BUND	150,000,000	1.650	0.6%	-0.6%	1.670 1.630	547,980	2.000 1.500	247,500,000 211,538	442.572 N/A	19.789 N/A			415,752 N/A	
Dija and Furat Bank	BDFD	50,000,000	0.830	-5.7%	-17.0%	0.880 0.000	63,686	1.100 0.720	41,500,000 35,470	108.128 N/A	3.025 N/A				
Total							3,495,308		2,296,728,780	1,963,016	108.128	N/A	N/A		
Insurance Sector															
Al-Ameen Insurance	NAME	1,000,000	1.230	2.5%	11.8%	1.230 0.000	1,251	1.320 1.050	1,230,000 1,051	7.435 N/A	0.918 N/A			150,639 N/A	
Dar Essalaam Insurance	NDSA	2,200,000	4.600	4.5%	84.0%	4.600 0.000	2,117	4.700 1.000	10,120,000 8,650	34.643 N/A	2.701 N/A			158,761 N/A	
Ahiya Insurance	NAHF	1,508,000	1.150	-3.4%	15.0%	1.200 0.000	5,156	1.280 1.050	1,734,200 1,482	14.600 N/A	0.911 N/A			95,272 N/A	
Al-Hamraa Insurance	NHAM	1,500,000	1.600	0.0%	60.0%	0.000 0.000	0	1.600 0.920	2,400,000 2,051	12.777 N/A	1.704 N/A			98,618 N/A	
Gulf Insurance and Reinsurance	NGIR	1,000,000	1.440	-20.0%	10.8%	1.620 0.000	284,049	2.000 1.100	1,440,000 1,231	N/A N/A	N/A N/A			N/A N/A	Suspended
Total							292,573		16,924,200	14,465	17.364	N/A	1.558	N/A	
Investment Sector															
Al-Kheir Financial Investment	VKHF	7,000,000	0.390	2.6%	-61.0%	0.390 0.000	977	0.990 0.370	2,730,000 2,333	17.343 N/A	0.385 N/A			161,450 N/A	
Al-Ameen Financial Investment	VAMF	750,000	0.900	0.0%	-5.3%	0.000 0.000	0	1.000 0.900	675,000 577	73.881 N/A	0.914 N/A			10,151 N/A	
Al-Ayaam Financial Investment	VAYF	400,000	1.000	0.0%	0.0%	0.000 0.000	0	1.000 0.950	400,000 342	NM N/A	1.624 N/A			NM N/A	
AL-Wiaam Financial Investment	VWIF	1,250,000	2.050	0.0%	-29.3%	0.000 0.000	0	3.000 1.980	2,562,500 2,190	117.055 N/A	2.439 N/A			28,833 N/A	
Mesopotamia Investment	VMES	1,000,000	1.000	0.0%	5.3%	0.000 0.000	0	1.000 0.990	1,000,000 855	NM N/A	1.031 N/A			NM N/A	
Al-Qum'a for Financial Investment	VQUF	1,000,000	0.800	0.0%	-60.0%	0.000 0.000	0	2.000 0.800	800,000 684	NM N/A	6.546 N/A			NM N/A	
Al-Khaima Financial Investment	VKHA	400,000	1.000	0.0%	0.0%	0.000 0.000	0	1.000 0.890	400,000 342	NM N/A	13.781 N/A			NM N/A	
AL-Zawraa for Financial Investment	VZAF	1,000,000	1.100	10.0%	22.2%	1.120 0.000	48,492	1.120 0.750	1,100,000 940	92.728 N/A	0.747 N/A			8,735 N/A	
AL- Batek for Financial Investment	VBAT	1,000,000	1.000	0.0%	0.0%	0.000 0.000	0	1.000 1.000	1,000,000 855	12.876 N/A	0.965 N/A	0.132	7%	77,666 N/A	
Total							49,468		10,667,500	9,118	62.776	N/A	3.159	N/A	

Source: Iraq Stock Exchange

Performance of Traded Shares

	Capital	Closing	Wk. Closing	YTD	Intra Week	Wk. Turnover	52 Week	Market Cap	P/E	P/B	DPS	Dividend Yield	Earnings(1D'000)	Note							
Code	(000)	Price	% Change	% Change	High	Low	(1D'000)	High	Low	(1D'000)	(US'000)	T-2	T-1	T-2	T-1	T-2	T-1	T-2	T-1		
Services Sector																					
Kharkh Tour Amuzement City	SKTA	99,000	13.750	1.9%	150.0%	13.750	0.000	12,812	17.950	5.000	1,361,250	1,163	NM	N/A	5.686	N/A	0.250	3%	NM	N/A	
Mosul for Furfairs	SMOF	114,750	37.000	0.0%	156.9%	0.000	0.000	0	41.000	12.000	4,245,750	3,629	30.838	N/A	9.267	N/A	0.500	8%	88,934	N/A	Suspended
Mamoura Realestate Investment	SMRI	11,726,000	2.290	18.7%	-23.4%	2.500	1.940	916,044	3.000	1.200	26,852,540	22,951	5,479.353	N/A	2.814	N/A			3,282	N/A	
Al-Ameen Estate Investment	SAEI	6,960,000	2.500	8.7%	2.0%	2.500	0.000	2,375	3.000	0.960	17,400,000	14,872	N/A	N/A	N/A	N/A			N/A	N/A	
AL-Nukhba General Contracting	SNUC	1,600,000	2.450	8.9%	-51.0%	2.740	2.400	15,166	5.750	1.450	3,920,000	3,350	N/A	N/A	N/A	N/A			N/A	N/A	
Iraqi Land Transport	SILT	3,400,000	14.550	0.0%	22.3%	0.000	0.000	0	15.900	0.740	49,470,000	42,282	N/A	N/A	N/A	N/A			N/A	N/A	Suspended
Baghdad Passengers Transport	SBPT	160,000	25.000	-3.8%	37.0%	25.000	0.000	75	30.000	17.000	4,000,000	3,419	250.121	N/A	12.917	N/A			15,992	N/A	
Iraqi for General Transportation	SIGT	1,500,000	7.210	0.0%	0.0%	0.000	0.000	0	0.000	0.000	10,815,000	9,244	22.392	N/A	4.153	N/A			482,990	N/A	Suspended
AL-Badia General Trans	SBAG	900,000	14.200	-1.0%	72.1%	14.500	14.200	82,068	26.000	7.000	12,780,000	10,923	19.744	N/A	7.651	N/A			533,324	N/A	
Baghdad Motor cars Servicing	SBMC	1,080,000	1.730	0.0%	-19.5%	0.000	0.000	0	4.230	1.250	1,868,400	1,597	NM	N/A	9.103	N/A			NM	N/A	Suspended
Total								1,028,540			132,712,940	113,430	1,160.490	N/A	7.370	N/A					
Industry Sector																					
Nineveh Food Industries	INFI	3,600,000	1.210	0.8%	10.0%	1.210	1.150	25,436	1.400	1.000	4,356,000	3,723	NM	N/A	1.410	N/A			NM	N/A	
Al-Mansour Pharmaceuticals Industries	IMAP	2,499,633	2.680	-2.5%	3.1%	2.900	2.680	26,706	3.160	2.000	6,699,016	5,726	34.655	N/A	3.615	N/A			181,892	N/A	
Modern Sewing	IMOS	1,800,000	0.740	0.0%	-32.7%	0.000	0.000	0	1.330	0.720	1,332,000	1,138	34.200	N/A	1.165	N/A			51,580	N/A	Suspended
Iraqi For Tufted Carpets &Floor	IITC	500,000	5.000	0.0%	8.7%	5.250	0.000	10,862	5.850	0.670	2,500,000	2,137	40.880	N/A	1.326	N/A	0.250	25%	48,924	N/A	
Northern Soft Drinks and Mineral Water	INSD	31,875,000	0.860	16.2%	-9.5%	0.910	0.750	913,288	1.140	0.520	27,412,500	23,429	18.155	N/A	0.650	N/A			950,165	N/A	
Eastern Brewery	IEAB	8,845,000	0.770	0.0%	-30.0%	0.000	0.000	0	1.300	0.750	6,810,650	5,821	NM	N/A	2.319	N/A			NM	N/A	Suspended
Baghdad for Packing Materials	IBPM	270,000	8.000	-3.0%	-9.1%	8.000	0.000	1,464	8.900	7.000	2,160,000	1,846	NM	N/A	7.560	N/A			NM	N/A	
Modern Chemical Industries	IMCI	60,000	55.000	0.0%	-20.3%	55.000	0.000	413	69.000	55.000	3,300,000	2,821	N/A	N/A	N/A	N/A			N/A	N/A	
Baghdad Soft Drinks	IBSD	105,000,000	1.050	0.0%	-16.7%	0.000	0.000	0	1.220	1.050	110,250,000	94,231	NM	N/A	1.839	N/A			NM	N/A	Suspended
Iraqi Date Processing and Marketing	IIDP	6,337,000	2.000	0.0%	0.0%	0.000	0.000	0	0.000	2.350	12,674,000	10,832	N/A	N/A	N/A	N/A			N/A	N/A	Suspended
Al -Hilal Industries	IHLI	12,375,000	1.150	0.0%	-33.5%	0.000	0.000	0	1.840	0.900	14,231,250	12,163	NM	N/A	8.289	N/A			NM	N/A	Suspended
The Light Industries	ITLI	16,800,000	1.250	1.6%	-45.4%	1.340	1.240	798,395	2.070	0.890	21,000,000	17,949	NM	N/A	4.429	N/A			NM	N/A	
National Chemical &Plastic Industries	INCP	7,593,750	3.650	0.3%	-2.7%	3.750	3.550	151,145	5.350	2.300	27,717,188	23,690	NM	N/A	2.435	N/A			NM	N/A	
Electronic Industries	IELI	12,000,000	3.160	0.0%	0.0%	0.000	0.000	0	0.000	0.000	37,920,000	32,410	13.758	N/A	3.029	N/A			2,756,267	N/A	Suspended
AL- Kindi for Production of Veterinary	IKLV	2,400,000	3.020	14.8%	40.5%	3.350	2.650	522,731	3.710	1.740	7,248,000	6,195	71.858	N/A	3.533	N/A			70,139	N/A	
Fallujah Construction Materials	IFCM	540,000	3.480	0.0%	-29.3%	0.000	0.000	0	7.500	3.000	1,879,200	1,606	N/A	N/A	N/A	N/A			N/A	N/A	Suspended
Iraqi Engineering Works	IIEW	1,000,000	3.250	0.0%	34.9%	3.250	0.000	46	3.250	2.300	3,250,000	2,778	10.706	N/A	1.118	N/A			118,154	N/A	
Al -khazer for Construction Materials	IKHC	1,100,000	2.750	1.5%	-8.3%	2.770	0.000	11,790	3.650	1.950	3,025,000	2,585	NM	N/A	2.176	N/A			NM	N/A	
Kirkuk for Producing	IKFP	124,000	3.500	0.0%	0.0%	0.000	0.000	0	0.000	27.000	434,000	371	NM	N/A	3.370	N/A			NM	N/A	Out of Trade
Modern Paint Industries	IMPI	9,213,750	2.800	-3.4%	-5.4%	3.000	2.800	88,097	3.190	1.500	25,798,500	22,050	224.117	N/A	1.522	N/A			78,934	N/A	
National Metallic Industries and Bicycles	IMBI	5,000,000	2.610	2.8%	-14.4%	2.700	2.500	214,816	3.250	1.700	13,050,000	11,154	20.255	N/A	1.454	N/A			506,043	N/A	
Ready Made Clothes	IRMC	720,000	2.410	0.0%	-49.3%	0.000	0.000	0	4.250	0.770	1,735,200	1,483	3.179	N/A	2.792	N/A			611,556	N/A	Suspended
Iraqi for Carton Manufacturies	IICM	3,795,000	1.660	2.5%	-36.2%	1.790	1.660	322,370	2.350	1.220	6,299,700	5,384	NM	N/A	7.500	N/A			NM	N/A	
Modern Construction Materials Industry	IMCM	2,235,894	1.200	0.0%	71.4%	0.000	0.000	0	1.470	0.800	2,683,073	2,293	NM	N/A	1.168	N/A			NM	N/A	Suspended
Nationality Household Furniture Industry	IHFI	1,260,000	1.720	6.2%	-4.4%	1.850	1.640	38,877	1.850	1.350	2,167,200	1,852	NM	N/A	1.899	N/A			NM	N/A	
Total								3,126,436			345,932,477	295,669	47.176	N/A	4.031	N/A					

Source: Iraq Stock Exchange

Performance of Traded Shares

	Capital	Closing	Wk. Closing	YTD	Intra Week	Wk. Turnover	52 Week	Market Cap	P/E	P/B	DPS	Dividend Yield	Earnings(ID'000)	Note										
Code	('000)	Price	% Change	% Change	High	Low	(ID '000)	High	Low	(ID'000)	(US '000)	T-2	T-1	T-2	T-1	T-2	T-1	T-2	T-1	T-2	T-1	T-2	T-1	
Hotel & Tourism Sector																								
Palestine Hotel	HPAL	4,470,000	19.140	-0.8%	11.0%	19.300	0.000	276,670	21.250	14.000	85,555,800	73,125	N/M	N/A	23.147	N/A					N/M	N/A		
Ishtar Hotels	HISH	1,500,000	33.500	-3.3%	9.8%	34.350	0.000	24,755	35.100	22.000	50,250,000	42,949	N/M	N/A	4.688	N/A					N/M	N/A		
Babylon Hotel	HBAY	1,350,000	41.250	3.1%	14.6%	41.250	40.000	165,808	46.580	31.000	55,687,500	47,596	N/M	N/A	34.603	N/A					N/M	N/A		
Baghdad Hotel	HBAG	1,922,000	19.350	1.8%	-15.9%	19.500	0.000	44,675	39.000	16.800	37,190,700	31,787	203.778	N/A	15.155	N/A						198,068	N/A	
National for Tourist Investments	HNTI	2,755,000	20.700	-3.1%	3.5%	21.300	20.700	25,078	26.850	17.500	57,028,500	48,742	N/M	N/A	22.319	N/A					N/M	N/A		
Ashour Hotel	HASH	376,369	12.260	0.9%	-31.9%	12.700	0.000	28,074	19.000	9.000	4,614,284	3,944	N/M	N/A	43.025	N/A					N/M	N/A		
Tourist Village of Mosul dam	HTVM	40,000	32.000	1.6%	-28.9%	32.000	0.000	1,909	50.000	6.000	1,280,000	1,094	18.238	N/A	18.696	N/A	1.500		150%		75,665	N/A		
Karbala Hotels	HKAR	1,620,000	5.450	2.8%	-29.2%	5.760	5.400	67,736	8.450	4.750	8,829,000	7,546	N/M	N/A	10.993	N/A					N/M	N/A		
AL-Mansour Hotel	HMAN	2,016,000	40.500	0.0%	23.7%	0.000	0.000	0	45.200	30.500	81,648,000	69,785	N/M	N/A	31.240	N/A					N/M	N/A		Suspended
Al-Sadeer Hotel	HSAD	708,000	46.000	2.2%	-7.5%	46.000	0.000	6,000	50.250	38.320	32,568,000	27,836	N/M	N/A	48.525	N/A					N/M	N/A		
Total								640,705			414,651,784	354,403	111.008	N/A	25.239	N/A								
Agriculture Sector																								
AL-Therar for Agricultural Production	ATHP	2,400,000	0.400	0.0%	0.0%	0.000	0.000	0	0.000	0.000	960,000	821	N/A	N/A	N/A	N/A					N/A	N/A		Out of Trade
The Modern for Animal Agricultural Production	AMAP	540,000	1.650	20.4%	32.0%	1.650	0.000	13,418	1.500	0.980	891,000	762	22.037	N/A	0.198	N/A	0.120		12%		26,955	N/A		
Al-Ahlyia for Agricultural	AAHP	575,000	0.930	0.0%	-18.4%	0.000	0.000	0	1.150	0.780	534,750	457	N/M	N/A	0.867	N/A					N/M	N/A		
Middle East for Production - Fish	AMEF	300,000	20.000	9.1%	263.6%	20.000	20.000	19,880	20.000	4.600	6,000,000	5,128	37.443	N/A	6.440	N/A						75,315	N/A	
Iraqi for Seed Production	AISP	2,000,000	3.130	49.0%	78.9%	3.130	2.300	24,381	2.650	1.400	6,260,000	5,350	N/M	N/A	3.380	N/A					N/M	N/A		
Iraqi For Meat production and marketing	AIPM	3,000,000	7.000	0.0%	-9.7%	0.000	0.000	0	9.900	5.250	21,000,000	17,949	N/M	N/A	4.368	N/A					N/M	N/A		Suspended
Iraqi Agricultural Products Marketng	AIRP	360,000	4.300	-2.3%	36.1%	4.300	0.000	249	4.400	3.000	1,548,000	1,323	N/M	N/A	2.391	N/A					N/M	N/A		
Total								57,929			37,193,750	31,790	29.740	N/A	2.941	N/A								
Grand Total								8,690,960			3,254,811,431	2,781,890	1,536.682	N/A	47.323	N/A								

Source: Iraq Stock Exchange

Note: "Suspended" companies are not trading due to General Assembly Meeting or ISX / ISC Instructions.

"Out of Trade" companies are not trading, because they haven't completed the procedures to start electronic trading yet.