

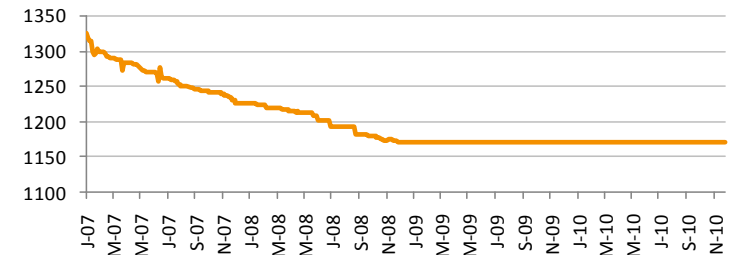
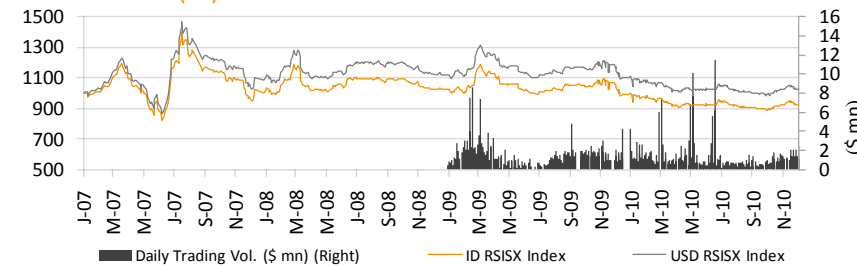
Weekly Value Traded

ID7,330,367,000

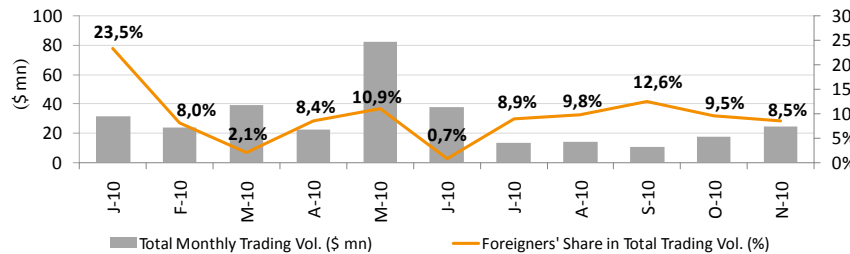
Iraqi Dinar Value

1USD=1170

Rabee Securities (RS) Index - RSISX Index



Total Monthly Trading Vol. (\$ mn) & Share of Foreign Transaction in Total T. Vol. (%)



Best Performers - Weekly

Code	Price (ID)	Price Chn/w
IKHC	3.100	19.2%
BUND	1.770	7.3%
HPAL	19.100	4.7%
HTVM	32.250	2.4%
SKTA	14.060	2.3%

Worst Performers - Weekly

Code	Price (ID)	Price Chn/w
SMOF	21.170	-42.8%
HMAN	32.450	-19.9%
INFI	1.020	-15.7%
AMAP	1.560	-13.3%
BDFD	0.700	-11.4%

RSISX Index Vs. Neighbour Market S.E.

Market	Index Close	Weekly Chg.	YTD Chg.
IRAQ (RSISX)	927	-0.5%	-6.6%
EGYPT	6,873	2.7%	10.7%
KUWAIT	6,821	0.0%	-2.6%
SAUDI	6,457	1.8%	5.5%
MUSCAT	6,717	0.8%	5.5%
QATAR	8,750	6.9%	25.7%
DUBAI	1,693	0.3%	-6.1%
ABUDHABI	2,762	0.6%	0.7%
BAHRAIN	1,426	0.5%	-1.6%
TURKEY	64,759	-3.1%	22.6%
IRAN	18,317	0.2%	63.4%

Top 5 Traded Volume - Weekly

Code	Price (ID)	Trading Vol. (ID mn)/w	Trad. Vol. (\$mn)/w
HMAN	32.450	1,496	1.3
SMRI	2.110	839	0.7
BBOB	1.480	689	0.6
BUND	1.770	615	0.5
IFCM	3.410	528	0.5

By the end of the week, 40 companies were able to trade in this session, and 23 companies were unable to do so mainly due to their General Assembly Meeting or ISX / ISC Instructions.

The dinar remained stable for the week, trading at 1170 to the dollar. Volumes for the week reached ID7.3 bln (\$6.3 mn), and the numbers of shares

traded reached 3.6 bln, with the banking sector experiencing the highest volume and turnover.

Foreigners executed total 210 transactions this week. They executed 208 buying transactions amounted at ID628mn (\$537ths) and two selling transactions amounted at ID1.6mn (\$1.4ths). Thus, net purchases of foreigners reached ID626mn (\$535ths), while their share in total trading volume was 4.3%.

News from Iraq

Politics

- Iraq's National Alliance has nominated the Interior Ministry's Inspector-General for the post of the Interior Minister in the new cabinet.
- A legislature in al-Iraqiya Coalition, led by former Prime Minister Iyad Allawi, has said on Tuesday that his Coalition had called on all political blocs to settle the issue of their candidates for the new cabinet posts.
- Iraqi Prime Minister-Designate Nouri al-Maliki pledged Saturday that the new government would be formed before the 30-day deadline expires, urging "friends of Iraq" to stand by him and help him bring Iraq out of Chapter VII of the UN Charter.

Economics

- Production at the Zubair oil field in Iraq has reached the level needed to recover costs, Italian energy company Eni said. Eni Chief Executive Officer Paolo Scaroni met Iraqi Prime Minister Nouri al-Maliki in Baghdad on the sidelines of an official state visit by Italian Foreign Minister Franco Frattini.
- Iraq's ministry of electricity will invite bids for the construction and installation of 22 gas turbines across four provinces in the country. The turbines are expected to boost the power generating capacity by 30% in the next few years.
- German Foreign Minister Guido Westerwelle says his government is seeking stronger economic and political ties with Iraq.
- Works are underway to build a waste-recycling plant in al-Muthanna at a cost of \$151mn, according to the province's investment commission chairman on Sunday.

ISX – Recent Company Announcements

- AL- Batek for Financial Investment (VBAT) will hold GA on December 15th, 2010 to discuss account report of 31/3/2010 and to determine the dividend distribution ratio. ISX suspended trading of VBAT shares starting on December 9th, 2010.
- Dar Es Salaam Investment Bank (BDSI) will resume trading on December 12th, 2010, after completing the capital increase process from ID67bln to ID72bln through bonus issue.
- Union Bank of Iraq (BUOI) resumed trading on December 9th, 2010, after finalizing the complication with ISC. BUOI shares were not trading since August 8th, 2010 due to its violence by not delivering its annual financial reports of 2009 on the due date.
- Mosul for Funfairs (SMOF) shares resumed trading on December 8th, 2010 after completing the capital increase process through 100% bonus issue from ID114.75mn (\$98.1ths) to ID229.5mn (\$196.2ths).
- Al-Mansour Hotel (HMAN) resumed trading on December 8th, 2010, after completing the capital increase process from ID2.016bln (\$1.72mn) to ID2.923bln (\$2.50mn) through 45% bonus issue.

For any inquiries, contact:

Research

Aysegul Ozge Ozgur
aozgur@rabeesecurities.com

Trading

trading@rabeesecurities.com
Address: 903/14/19

Karada
Baghdad-Iraq

Tel: +964 1 7180 696
info@rabeesecurities.com

RS Bloomberg page: <RSIQ>

DISCLAIMER

This publication may not be reproduced, modified, or re-disseminated in whole or in part without the prior written permission of Rabee Securities. The information provided herein is of a general nature and for informational purposes only and is not intended to serve as an offer or solicitation with respect to the purchase or sale of any security, or as a recommendation to adopt any particular trading strategy. Such information is subject to change without prior notice. Although Rabee Securities obtains information from sources it considers reliable, Rabee Securities makes no representations or warranties, express or implied, as to the information's accuracy or completeness. Furthermore, such information may be incomplete or condensed. Rabee Securities, its affiliates, directors, employees, assigns, agents, and successors bear no liability for any errors or omissions in this publication or for any losses arising from the use of or reliance upon this information. This limitation on liability applies to direct, indirect, consequential, special, punitive, or other damages, as well as damages for loss of profits or business interruption. Investors shall bear all responsibility for investment decisions taken on the basis of the contents of this report. Rabee Securities strongly advises potential investors to seek financial guidance when determining whether an investment is appropriate to their needs. All estimates included in this report constitute Rabee Securities' opinion as of the date published on the report and are subject to change without notice.

Performance of Traded Shares

	Code	Capital ('000)	Closing Price	Wk. Closing % Change	YTD % Change	Intra Week High	Intra Week Low	Wk. Turnover (ID '000)	52 Week High	52 Week Low	Market Cap (ID'000)	Market Cap (US '000)	Note
Banking Sector													
Commercial Bank of Iraq	BCOI	60,000,000	1.390	0.0%	-10.3%	0.000	0.000	0	1.590	1.300	83,400,000	71,282	Suspended
Bank of Baghdad	BBOB	100,000,000	1.480	-8.6%	-22.9%	1.590	0.000	688,508	2.140	1.180	148,000,000	126,496	
Iraqi Islamic Bank	BIIB	51,192,000	0.900	0.0%	-14.3%	0.900	0.000	225	1.000	0.750	46,072,800	39,378	
Iraqi Middle East Investment Bank	BIME	66,000,000	1.100	0.0%	-42.7%	0.000	0.000	0	1.990	0.800	72,600,000	62,051	Suspended
Investment Bank of Iraq	BIBI	50,400,000	1.240	0.0%	0.8%	0.000	0.000	0	1.330	0.830	62,496,000	53,415	Suspended
National Bank of Iraq	BNOI	50,000,000	0.800	-3.6%	-8.0%	0.840	0.000	5,516	0.940	0.780	40,000,000	34,188	
Credit Bank of Iraq	BROI	100,000,000	1.700	0.0%	-27.7%	1.710	0.000	103,452	2.800	1.200	170,000,000	145,299	
Dar Essalaam Investment Bank	BDSI	67,000,000	6.000	0.0%	-13.0%	0.000	0.000	0	7.100	1.380	402,000,000	343,590	Suspended
Sumer Commercial Bank	BSUC	70,000,000	0.810	0.0%	-18.2%	0.000	0.000	0	0.990	0.810	56,700,000	48,462	Suspended
Babylon Bank	BBAY	50,000,000	0.880	-2.2%	-32.3%	0.900	0.000	15,472	1.300	0.850	44,000,000	37,607	
Economy Bank for Investment	BEFI	76,000,000	1.300	0.0%	-29.7%	0.000	0.000	0	1.990	1.300	98,800,000	84,444	Suspended
Gulf Commercial Bank	BGUC	56,990,000	0.870	-2.2%	-27.5%	0.900	0.000	301,145	1.250	0.870	49,581,300	42,377	
Warka Bank for Investment	BWAI	75,000,000	1.260	0.0%	-9.4%	0.000	0.000	0	1.540	1.210	94,500,000	80,769	Suspended
Mosul Bank	BMFI	50,000,000	0.920	2.2%	-17.1%	0.920	0.000	369,980	1.160	0.830	46,000,000	39,316	
Union Bank of Iraq	BUOI	50,000,000	0.990	0.0%	10.0%	0.000	0.000	0	1.150	0.790	49,500,000	42,308	
North Bank	BNOR	100,000,000	2.000	0.0%	0.0%	0.000	0.000	0	2.380	0.830	200,000,000	170,940	Suspended
Kurdistan International Bank	BKUI	100,000,000	1.260	-4.5%	-31.9%	1.330	0.000	44,039	1.950	1.260	126,000,000	107,692	
Ashur Bank	BASH	66,700,000	0.890	0.0%	-28.8%	0.910	0.000	67,970	1.250	0.820	59,363,000	50,738	
Mansour Bank	BMNS	75,000,000	1.250	-3.8%	-3.8%	1.300	0.000	4,947	1.900	1.170	93,750,000	80,128	
United Bank for Investment	BUND	150,000,000	1.770	7.3%	6.6%	1.880	0.000	614,745	2.000	1.500	265,500,000	226,923	
Dijla and Furat Bank	BDFD	50,000,000	0.700	-11.4%	-30.0%	0.750	0.000	34,741	1.100	0.700	35,000,000	29,915	
Total								2,250,738			2,243,263,100	1,917,319	
Insurance Sector													
Al-Ameen Insurance	NAME	1,000,000	1.200	-0.8%	9.1%	1.200	0.000	685	1.320	1.050	1,200,000	1,026	
Dar Essalaam Insurance	NDSA	2,200,000	4.140	-10.0%	65.6%	4.140	0.000	414	4.700	1.050	9,108,000	7,785	
Ahliya Insurance	NAHF	1,508,000	1.120	-1.8%	12.0%	1.150	0.000	2,973	1.280	1.050	1,688,960	1,444	
Al-Hamraa Insurance	NHAM	1,500,000	1.500	-6.3%	50.0%	1.500	0.000	375	1.600	0.920	2,250,000	1,923	
Gulf Insurance and Reinsurance	NGIR	1,000,000	1.440	0.0%	10.8%	0.000	0.000	0	2.000	1.100	1,440,000	1,231	Suspended
Total								4,447			15,686,960	13,408	
Investment Sector													
Al-Kheir Financial Investment	VKHF	7,000,000	0.390	0.0%	-61.0%	0.000	0.000	0	0.990	0.370	2,730,000	2,333	
Al-Ameen Financial Investment	VAMF	750,000	0.900	0.0%	-5.3%	0.000	0.000	0	1.000	0.900	675,000	577	
Al-Ayaam Financial Investment	VAYF	400,000	1.000	0.0%	0.0%	0.000	0.000	0	1.000	0.950	400,000	342	
AL-Wiaam Financial Investment	VWIF	1,250,000	2.050	0.0%	-29.3%	0.000	0.000	0	3.000	1.980	2,562,500	2,190	
Mesopotamia Investment	VMES	1,000,000	1.000	0.0%	5.3%	0.000	0.000	0	1.000	0.990	1,000,000	855	
Al-Qum'a for Financial Investment	VQUF	1,000,000	0.880	0.0%	-56.0%	0.000	0.000	0	2.000	0.800	880,000	752	
Al-Khaima Financial Investment	VKHA	400,000	1.000	0.0%	0.0%	0.000	0.000	0	1.000	0.890	400,000	342	
Al-Zawraa for Financial Investment	VZAF	1,000,000	1.050	-4.5%	16.7%	1.050	0.000	752	1.120	0.750	1,050,000	897	
AL- Batek for Financial Investment	VBAT	1,000,000	0.930	0.0%	-7.0%	0.000	0.000	0	1.000	0.930	930,000	795	Suspended
Total								752			10,627,500	9,083	

Source: Iraq Stock Exchange

Performance of Traded Shares

	Code	Capital ('000)	Closing Price	Wk. Closing % Change	YTD % Change	Intra Week High	Intra Week Low	Wk. Turnover (ID '000)	52 Week High	52 Week Low	Market Cap (ID'000)	Market Cap (US '000)	Note
Services Sector													
Kharkh Tour Amuzement City	SKTA	99,000	14.060	2.3%	155.6%	14.250	0.000	1,077	17.950	5.000	1,391,940	1,190	
Mosul for Funfairs	SMOF	229,500	21.170	-42.8%	47.0%	21.170	0.000	684	41.000	14.400	4,858,515	4,153	
Mamoura Realestate Investment	SMRI	11,726,000	2.110	-7.5%	-29.4%	2.330	0.000	839,032	3.000	1.200	24,741,860	21,147	
Al-Ameen Estate Investment	SAEI	6,960,000	2.860	0.0%	16.7%	0.000	0.000	0	2.860	0.960	19,905,600	17,013	
AL-Nukhba General Contracting	SNUC	1,600,000	2.800	-4.4%	-44.0%	2.930	0.000	11,266	5.500	1.450	4,480,000	3,829	
Iraqi Land Transport	SILT	3,400,000	14.550	0.0%	22.3%	0.000	0.000	0	15.900	0.740	49,470,000	42,282	Suspended
Baghdad Passengers Transport	SBPT	160,000	25.000	0.0%	37.0%	0.000	0.000	0	30.000	17.000	4,000,000	3,419	
Iraqi for General Transportation	SIGT	1,500,000	7.210	0.0%	0.0%	0.000	0.000	0	0.000	0.000	10,815,000	9,244	Suspended
AL-Badia General Trans	SBAG	900,000	13.250	-7.0%	60.6%	14.100	0.000	42,006	26.000	8.000	11,925,000	10,192	Suspended
Baghdad Motor cars Servicing	SBMC	1,080,000	1.730	0.0%	-19.5%	0.000	0.000	0	4.230	1.250	1,868,400	1,597	Suspended
Total								894,065			133,456,315	114,065	
Industry Sector													
Nineveh Food Industries	INFI	3,600,000	1.020	-15.7%	-7.3%	1.100	0.000	12,704	1.400	1.000	3,672,000	3,138	
Al-Mansour Pharmaceuticals Industries	IMAP	2,499,633	2.600	-1.9%	0.0%	2.680	0.000	8,905	3.160	2.000	6,499,046	5,555	
Modern Sewing	IMOS	1,800,000	0.740	0.0%	-32.7%	0.000	0.000	0	1.200	0.720	1,332,000	1,138	Suspended
Iraqi For Tufted Carpets &Floor	IITC	500,000	4.800	-4.0%	4.3%	4.830	0.000	26,519	5.850	0.670	2,400,000	2,051	
Northern Soft Drinks and Mineral Water	INSD	31,875,000	0.710	-4.1%	-25.3%	0.760	0.000	426,084	1.140	0.520	22,631,250	19,343	
Eastern Brewery	IEAB	8,845,000	0.770	0.0%	-30.0%	0.000	0.000	0	1.300	0.750	6,810,650	5,821	Suspended
Baghdad for Packing Materials	IBPM	270,000	8.300	-2.4%	-5.7%	8.300	0.000	3,954	8.900	7.250	2,241,000	1,915	
Modern Chemical Industries	IMCI	60,000	55.000	0.0%	-20.3%	0.000	0.000	0	69.000	55.000	3,300,000	2,821	
Baghdad Soft Drinks	IBSD	105,000,000	1.050	0.0%	-16.7%	0.000	0.000	0	1.220	1.050	110,250,000	94,231	Suspended
Iraqi Date Processing and Marketing	IIDP	6,337,000	2.000	0.0%	0.0%	0.000	0.000	0	0.000	2.350	12,674,000	10,832	Suspended
Al -Hilal Industries	IHLI	12,375,000	1.110	-3.5%	-35.8%	1.130	0.000	238,177	1.750	0.900	13,736,250	11,740	Suspended
The Light Industries	ITLI	16,800,000	1.130	-3.4%	-50.7%	1.170	0.000	153,291	2.070	0.890	18,984,000	16,226	
National Chemical &Plastic Industries	INCP	7,593,750	3.440	1.2%	-8.3%	3.750	0.000	43,622	4.800	2.300	26,122,500	22,327	
Electronic Industries	IELI	12,000,000	3.160	0.0%	0.0%	0.000	0.000	0	0.000	0.000	37,920,000	32,410	Suspended
AL- Kindi for Production of Veterinary	IKLV	2,400,000	2.680	-4.3%	24.7%	3.040	0.000	235,048	3.710	1.740	6,432,000	5,497	
Fallujah Construction Materials	IFCM	1,080,000	3.410	1.8%	-30.7%	4.180	0.000	528,251	6.000	2.460	3,682,800	3,148	
Iraqi Engineering Works	IIEW	1,000,000	3.250	0.0%	34.9%	3.250	0.000	840	3.250	2.300	3,250,000	2,778	
Al -khaizer for Construction Materials	IKHC	1,100,000	3.100	19.2%	3.3%	3.140	0.000	53,684	3.650	1.950	3,410,000	2,915	
Kirkuk for Producing	IKFP	124,000	3.500	0.0%	0.0%	0.000	0.000	0	0.000	27.000	434,000	371	Out of Trade
Modern Paint Industries	IMPI	9,213,750	2.750	1.9%	-7.1%	2.760	0.000	58,686	3.190	1.500	25,337,813	21,656	
National Metallic Industries and Bicycles	IMIB	5,000,000	2.490	-0.4%	-18.4%	2.660	0.000	47,701	3.250	1.700	12,450,000	10,641	
Ready Made Clothes	IRMC	720,000	2.410	0.0%	-49.3%	0.000	0.000	0	4.250	0.770	1,735,200	1,483	Suspended
Iraqi for Carton Manufacturies	IICM	3,795,000	1.500	-3.2%	-42.3%	1.580	0.000	120,985	2.350	1.220	5,692,500	4,865	
Modern Construction Materials Industry	IMCM	2,235,894	1.200	0.0%	71.4%	0.000	0.000	0	1.470	0.800	2,683,073	2,293	Suspended
Nationality Household Furniture Industry	IHFI	1,260,000	1.630	-2.4%	-9.4%	1.700	0.000	56,666	1.850	1.350	2,053,800	1,755	
Total								2,015,118			335,733,881	286,952	

Source: Iraq Stock Exchange

Performance of Traded Shares

	Code	Capital ('000)	Closing Price	Wk. Closing % Change	YTD % Change	Intra Week High	Intra Week Low	Wk. Turnover (ID '000)	52 Week High	52 Week Low	Market Cap (ID'000)	Market Cap (US '000)	Note
Hotel & Tourism Sector													
Palestine Hotel	HPAL	4,470,000	19.100	4.7%	10.7%	19.100	0.000	146,901	21.250	14.000	85,377,000	72,972	
Ishtar Hotels	HISH	1,500,000	32.900	-3.9%	7.9%	33.700	0.000	358,004	35.100	22.000	49,350,000	42,179	
Babylon Hotel	HBAY	1,350,000	40.400	0.0%	12.2%	0.000	0.000	0	46.580	31.000	54,540,000	46,615	
Baghdad Hotel	HBAG	1,922,000	19.000	0.0%	-17.4%	19.350	0.000	15,170	39.000	16.800	36,518,000	31,212	
National for Tourist Investments	HNTI	2,755,000	18.810	-6.0%	-6.0%	20.100	0.000	45,237	26.850	17.500	51,821,550	44,292	
Ashour Hotel	HASH	376,369	12.300	-0.8%	-31.7%	12.500	0.000	20,145	18.000	9.000	4,629,339	3,957	
Tourist Village of Mosul dam	HTVM	40,000	32.250	2.4%	-28.3%	32.250	0.000	1,451	45.000	6.000	1,290,000	1,103	
Karbala Hotels	HKAR	1,620,000	5.200	-2.8%	-32.5%	5.300	0.000	49,039	7.900	4.750	8,424,000	7,200	
AL-Mansour Hotel	HMAN	2,923,000	32.450	-19.9%	-0.9%	32.750	0.000	1,495,669	45.200	30.500	94,851,350	81,070	
Al-Sadeer Hotel	HSAD	708,000	46.500	-3.3%	-6.5%	46.500	0.000	1,163	50.250	38.320	32,922,000	28,138	
Total								2,132,780			419,723,239	358,738	
Agriculture Sector													
AL-Therar for Agricultural Production	ATHP	2,400,000	0.400	0.0%	0.0%	0.000	0.000	0	0.000	0.000	960,000	821	Out of Trade
The Modern for Animal Agricultural Prod.	AMAP	540,000	1.560	-13.3%	24.8%	1.650	0.000	8,274	2.180	0.980	842,400	720	
Al-Ahlyia for Agricultural	AAHP	575,000	0.980	-3.9%	-14.0%	1.000	0.000	1,887	1.150	0.780	563,500	482	
Middle East for Production - Fish	AMEF	300,000	20.000	0.0%	263.6%	20.000	0.000	21,354	20.000	5.000	6,000,000	5,128	
Iraqi for Seed Production	AISP	2,000,000	3.800	-5.0%	117.1%	4.000	0.000	780	4.150	1.450	7,600,000	6,496	
Iraqi For Meat production and marketing	AIPM	3,000,000	7.000	0.0%	-9.7%	0.000	0.000	0	9.900	5.250	21,000,000	17,949	Suspended
Iraqi Agricultural Products Marketng	AIRP	360,000	4.300	0.0%	36.1%	4.300	0.000	172	4.400	3.000	1,548,000	1,323	
Total								32,467			38,513,900	32,918	
Grand Total								7,330,367			3,197,004,895	2,732,483	

Source: Iraq Stock Exchange

Note: "Suspended" companies are not trading due to General Assembly Meeting or ISX / ISC Instructions.

"Out of Trade" companies are not trading, because they haven't completed the procedures to start electronic trading yet.