

For any inquiries, contact:

Research

Aysegul Ozge Ozgur

aozgur@rabeesecurities.com

Trading

trading@rabeesecurities.com

Address: 903/14/19

Karada

Baghdad-Iraq

Tel: +964 1 7180 696

info@rabeesecurities.com

RS Bloomberg page: <RSIQ>

www.rabeesecurities.com

DISCLAIMER

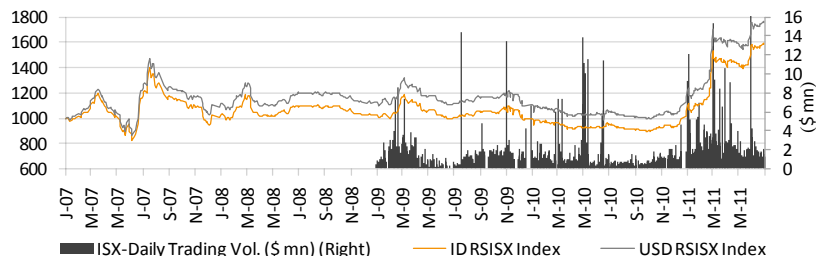
This publication may not be reproduced, modified, or re-disseminated in whole or in part without the prior written permission of Rabee Securities. The information provided herein is of a general nature and for informational purposes only and is not intended to serve as an offer or solicitation with respect to the purchase or sale of any security, or as a recommendation to adopt any particular trading strategy. Such information is subject to change without prior notice. Although Rabee Securities obtains information from sources it considers reliable, Rabee Securities makes no representations or warranties, express or implied, as to the information's accuracy or completeness. Furthermore, such information may be incomplete or condensed. Rabee Securities, its affiliates, directors, employees, assigns, agents, and successors bear no liability for any errors or omissions in this publication or for any losses arising from the use of or reliance upon this information. This limitation on liability applies to direct, indirect, consequential, special, punitive, or other damages, as well as damages for loss of profits or business interruption. Investors shall bear all responsibility for investment decisions taken on the basis of the contents of this report. Rabee Securities strongly advises potential investors to seek financial guidance when determining whether an investment is appropriate to their needs. All estimates included in this report constitute Rabee Securities' opinion as of the date published on the report and are subject to change without notice.

Weekly Bulletin

Weekly Value Traded

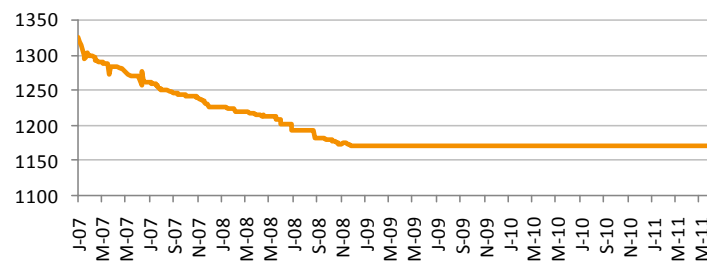
ID9,470,882, 000

Rabee Securities (RS) Index - RSISX Index

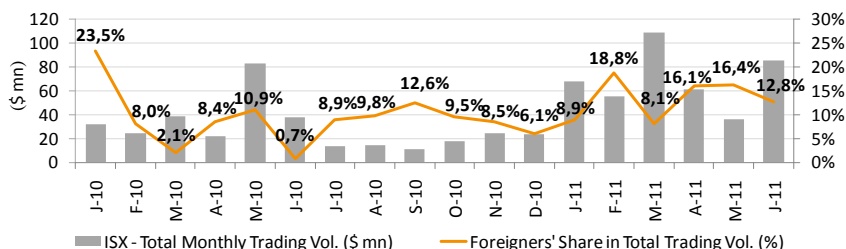


Iraqi Dinar Value

1USD=1170



ISX - Total Monthly Trading Vol. (\$ mn) & Foreigners' Share in Total T. Vol. (%)



Best Performers - Weekly

Code	Price (ID)	Price Chn/w
VQUF	2.660	43.8%
BKUI	3.300	39.2%
SNUC	4.500	9.8%
SMRI	4.420	5.2%
SILT	7.250	3.4%

Worst Performers - Weekly

Code	Price (ID)	Price Chn/w
SMOF	26.000	-8.1%
SKTA	12.000	-7.7%
AISP	3.650	-5.2%
AIRP	6.750	-4.9%
INCP	4.490	-4.5%

RSISX Index Vs. Neighbour Market S.E.

Market	Index Close	Weekly Chg.	YTD Chg.
IRAQ (RSISX)	1,584	0.6%	60.0%
EGYPT	5,360	-0.2%	-20.0%
KUWAIT	6,213	0.0%	-9.9%
SAUDI	6,612	0.6%	-0.7%
MUSCAT	5,976	1.0%	-14.5%
QATAR	8,502	1.7%	-6.2%
DUBAI	1,558	2.7%	-3.2%
ABUDHABI	2,715	0.4%	1.2%
BAHRAIN	1,320	0.0%	-7.3%
TURKEY	63,596	0.5%	-3.5%
IRAN	24,801	1.2%	31.5%

Top 5 Traded Volume - Weekly

Code	Price (ID)	Trading Vol. (ID mn)/w	Trad. Vol. (\$mn)/w
BBOB	3.980	1,526	1.3
BCOI	1.320	1,322	1.1
BIME	1.620	1,073	0.9
BKUI	3.300	794	0.7
HPAL	18.880	363	0.3

By the end of the week, 41 companies were able to trade in this session, and 32 companies were unable to do so mainly due to their General Assembly Meeting or ISX / ISC Instructions.

The dinar remained stable for the week, trading at 1170 to the dollar. Volumes for the week reached ID9.5bln (\$8.1mn), and the numbers of shares

traded reached 5.3bln, with the banking sector experiencing the highest volume and turnover.

Foreigners executed total 673 transactions this week. They executed 593 buying transactions amounted at ID2.8bln (\$2.4mn) and 80 selling transactions amounted at ID494mn (\$422ths). Thus, net purchases of foreigners reached ID2.3bln (\$1.9mn), while their share in total trading volume was 17.5%.

News from Iraq

Politics

- High-ranking Iraqi officials have signed a number of Memos of Understanding (MoUs) with Iran in Baghdad on Wednesday, with the presence of Iraq's Prime Minister, Nouri al-Maliki and visiting Iranian 1st Vice-President, Mohammed Reza Rahimi, the semi-official al-Iraqiya TV Channel reported. (Aswat Al-Iraq)
- The United States said on Wednesday that it did not receive yet any official request from the Iraqi government to keep American troops in the country beyond the end of the year deadline. (Noozz)
- Iraqi President Jalal Talabani has discussed in Baghdad on Tuesday with Prime Minister, Nouri al-Maliki, means for accelerating the meeting of the political leaders in Iraq to get out of the current crisis in the country, a Presidential statement reported on Wednesday. (Aswat Al-Iraq)

Economics

- Iran aims to boost trade and investment with neighboring Iraq to \$10bln this year as it looks to further strengthen economic ties, especially in the oil sector, an Iranian official said on Wednesday. (Iraq Directory)
- A high government official declared an agreement reached between the Iraqi government and the World Bank on the need to reform the banking and financial sector. The general director of banking and credit in the Central Bank of Iraq, Walid Idi's, said to "Al-Sabah" that the agreement included work on the development of private sector banks and give them equal opportunities with government banks. (Iraq Directory)
- The German energy firm MBH has landed a \$625mn contract to establish five 100MW power plants in Nineveh province. The Iraqi electricity ministry announced the deal on Wednesday, saying that the project is expected to be completed in 21 months. (AKnews)

ISX -Company Announcements

- National for Tourist Investments (HNTI) will hold AGM on July 24 to discuss 2010 annual financial report and capital increase through bonus issue. ISX will suspend trading of HNTI shares starting on July 17.
- Mosul for Funfairs (SMOF) will hold AGM on July 11 to discuss 2010 annual financial report and cash dividend ratio. ISX suspended trading of SMOF shares starting July 4th, 2011.
- Gulf Commercial Bank (BGUC) announced that referenced to the current Companies Law and its amendments, and according to BGUC Board decision, the Company called for urgent General Assembly Meeting (GA) which will be held on July 17 in BGUC HQ. BGUC will discuss the new investors' request to participate in 39.5bln rights issue and cancelling the last decision of GA for capital increase through rights issue and confirming the activation of the 3.51bln bonus issue for the current shareholders.

Performance of Traded Shares

	Code	Paid-in Capital		Closing Price	Market Cap		Wk. Closing % Change	YTD % Change	Intra Week		Wk. Turnover (ID'000)	52 Week		P/E		P/BV		Dividend (%)		Net Profit (ID mn)		BV (ID mn)		Note
		(ID mn)	(\$ mn)		(ID mn)	(\$ mn)			High	Low		High	Low	FY08	FY09	FY08	FY09	2008*	2009**	FY08	FY09	FY08	FY09	
Banking Sector																								
Commercial Bank of Iraq	BCOI	100,000	85.5	1.34	134,000	114.5	1.5%	-3.6%	1.37	1.32	1,733,855	1.55	1.26	76.6	35.0	2.0	1.6	-	-	1,749	3,832	67,053	84,151	-
Bank of Baghdad	BBOB	100,000	85.5	3.98	398,000	340.2	0.0%	122.3%	0.00	0.00	0	4.15	1.30	18.6	25.2	4.3	3.6	-	-	21,417	15,802	93,342	109,170	Suspended
Iraqi Islamic Bank	BIIB	51,192	43.8	1.01	51,704	44.2	1.0%	12.2%	1.01	1.00	1,104,468	1.02	0.75	m.d.	102.2	2.0	1.0	-	-	-325	506	25,436	51,658	-
Iraqi Middle East Investment Bank	BIME	100,000	85.5	1.69	169,000	144.4	4.3%	53.6%	1.72	1.63	2,967,148	1.81	0.80	12.1	14.4	2.6	2.2	-	-	13,952	11,707	63,840	75,547	-
Investment Bank of Iraq	BIBI	75,020	64.1	1.12	84,022	71.8	0.0%	-9.7%	0.00	0.00	0	1.32	1.09	10.4	18.3	1.8	1.3	-	-	8,083	4,595	47,046	62,522	Suspended
National Bank of Iraq	BNOI	50,000	42.7	0.91	45,500	38.9	0.0%	12.3%	0.00	0.00	0	1.01	0.78	14.5	77.6	1.5	0.9	-	-	3,135	586	31,081	51,767	Suspended
Credit Bank of Iraq	BROI	100,000	85.5	3.68	368,000	314.5	0.0%	50.2%	0.00	0.00	0	4.70	1.65	21.4	48.5	4.0	3.3	-	-	17,194	7,592	93,070	111,913	Suspended
Dar Essalaam Investment Bank	BDSI	72,000	61.5	6.45	464,400	396.9	0.0%	5.7%	0.00	0.00	0	6.80	5.00	27.0	47.0	7.8	7.1	-	-	17,196	9,880	59,854	65,036	Suspended
Sumer Commerical Bank	BSUC	85,000	72.6	0.85	72,250	61.8	0.0%	4.9%	0.00	0.00	0	0.92	0.80	83.5	14.2	1.5	1.2	-	-	865	5,091	49,752	59,249	Suspended
Babylon Bank	BBAY	50,000	42.7	1.00	50,000	42.7	0.0%	14.9%	0.00	0.00	0	1.09	0.85	9.0	13.7	1.3	0.9	-	-	5,537	3,657	39,636	55,363	Suspended
Economy Bank for Investment	BEFI	76,000	65.0	1.36	103,360	88.3	0.0%	4.6%	0.00	0.00	0	1.67	1.20	7.2	16.2	2.4	1.2	-	-	14,295	6,387	43,519	84,589	Suspended
Gulf Commercial Bank	BGUC	56,990	48.7	1.01	57,560	49.2	0.0%	12.2%	0.00	0.00	0	1.29	0.84	3.8	7.2	1.4	1.0	-	-	15,112	7,957	41,050	60,055	Suspended
Warka Bank for Investment	BWAI	75,000	64.1	1.26	94,500	80.8	0.0%	0.0%	0.00	0.00	0	1.26	1.26	5.7	3.4	1.2	1.0	-	-	16,691	27,999	80,140	94,950	Suspended
Mosul Bank	BMFI	50,000	42.7	1.35	67,500	57.7	0.0%	48.4%	0.00	0.00	0	1.49	0.87	10.5	8.4	1.8	1.1	-	-	6,449	8,071	37,157	60,836	Suspended
Union Bank of Iraq	BUOI	50,000	42.7	1.05	52,500	44.9	0.0%	16.7%	0.00	0.00	0	1.09	0.88	36.8	18.8	1.9	1.0	-	-	1,425	2,795	27,959	54,016	Suspended
North Bank	BNOR	125,000	106.8	2.80	350,000	299.1	0.0%	40.0%	0.00	0.00	0	3.32	2.46	24.4	19.6	3.0	2.8	-	9.2%	14,370	17,816	117,821	126,685	Suspended
Kurdistan International Bank	BKUI	100,000	85.5	3.00	300,000	256.4	-9.1%	111.3%	3.30	3.00	311,143	3.36	1.22	26.5	22.7	4.5	3.8	-	-	11,313	13,233	66,601	77,934	-
Ashur Bank	BASH	66,700	57.0	0.99	66,033	56.4	0.0%	12.5%	0.00	0.00	0	1.11	0.82	7.0	6.7	1.1	1.0	-	-	9,469	9,846	59,561	69,303	Suspended
Mansour Bank	BMNS	75,000	64.1	1.75	131,250	112.2	0.0%	25.0%	0.00	0.00	0	1.88	1.17	12.2	30.1	1.7	1.6	-	-	10,718	4,356	76,255	81,006	Suspended
United Bank for Investment	BUND	150,000	128.2	3.56	534,000	456.4	0.0%	102.3%	0.00	0.00	0	3.56	1.50	m.d.	38.1	22.6	4.7	-	-	-711	14,025	23,646	112,678	Suspended
Dijla and Furat Bank	BDFD	50,000	42.7	0.85	42,500	36.3	0.0%	19.7%	0.00	0.00	0	1.05	0.69	23.5	8.1	0.8	0.8	-	-	1,806	5,254	50,101	55,355	Suspended
Total					3,636,079	3,107.8					4,770,646													
Insurance Sector																								
Al-Ameen Insurance	NAME	1,000	0.9	2.95	2,950	2.5	0.0%	118.5%	0.00	0.00	0	3.06	1.06	9.9	20.6	1.9	1.8	-	-	297	143	1,519	1,645	Suspended
Dar Essalaam Insurance	NDSA	2,200	1.9	4.65	10,230	8.7	0.0%	6.9%	0.00	0.00	0	5.25	2.40	48.6	48.2	3.9	3.5	-	10.0%	211	212	2,630	2,891	Suspended
Ahliya Insurance	NAHF	1,508	1.3	1.37	2,066	1.8	0.0%	21.2%	0.00	0.00	0	1.83	1.05	11.3	9.4	1.2	1.0	-	-	183	221	1,786	1,998	Suspended
Al-Hamraa Insurance	NHAM	1,500	1.3	2.20	3,300	2.8	0.0%	46.7%	0.00	0.00	0	2.25	0.92	5.8	9.9	2.5	2.0	-	-	572	335	1,332	1,646	-
Gulf Insurance and Reinsurance	NGIR	2,000	1.7	1.28	2,560	2.2	0.8%	-11.1%	1.35	1.26	228,412	2.00	1.20	160.5	72.8	2.4	2.3	-	-	16	35	1,064	1,095	-
Total					21,106	18.0					190,894													
Investment Sector																								
Al-Kheir Financial Investment	VKHF	7,000	6.0	0.73	5,110	4.4	1.4%	87.2%	0.74	0.73	257	0.79	0.37	8.7	65.1	0.7	0.6	-	-	587	78	7,854	7,933	-
Al-Ameen Financial Investment	VAMF	750	0.6	0.73	548	0.5	0.0%	-18.9%	0.00	0.00	0	0.90	0.73	m.d.	12.6	1.0	0.8	-	-	-275	43	545	670	-
Al-Ayaam Financial Investment	VAYF	400	0.3	1.00	400	0.3	0.0%	0.0%	0.00	0.00	0	1.00	0.95	169.8	7.7	1.7	1.0	-	-	2	52	242	383	-
Al-Wiaam Financial Investment	VWIF	1,250	1.1	2.81	3,513	3.0	0.0%	44.1%	0.00	0.00	0	2.85	1.70	m.d.	9.7	2.6	2.2	-	-	-34	361	1,357	1,630	Suspended
Mesopotamia Investment	VMES	1,000	0.9	0.90	900	0.8	0.0%	-10.0%	0.00	0.00	0	1.00	0.90	112.5	124.3	0.9	0.9	-	-	8	7	968	975	-
Al-Qum'a for Financial Investment	VQUF	1,000	0.9	2.45	2,450	2.1	-7.9%	202.5%	2.68	2.45	223,138	2.68	0.80	m.d.	59.0	4.6	4.3	-	-	-10	42	533	564	-
Al-Khaima Financial Investment	VKHA	400	0.3	1.00	400	0.3	0.0%	0.0%	0.00	0.00	0	1.00	1.00	116.5	4.9	1.4	0.9	-	-	3	82	295	455	-
Al-Zawraa for Financial Investment	VZAF	1,000	0.9	0.92	920	0.8	0.0%	-16.4%	0.00	0.00	0	1.12	0.90	20.2	46.0	0.8	0.8	-	-	46	20	1,100	1,129	Suspended
AL- Batek for Financial Investment	VBAT	1,000	0.9	0.92	920	0.8	0.0%	-1.1%	0.00	0.00	0	0.93	0.92	11.0	13.9	0.9	0.9	7.8%	8.0%	84	66	1,041	1,044	-
Total					15,160	13.0					222,901													

Performance of Traded Shares

Code	Paid-in Capital		Closing Price	Market Cap		Wk. Closing % Change	YTD % Change	Intra Week		Wk. Turnover (ID'000)	52 Week		P/E		P/BV		Dividend (%)		Net Profit (ID mn)		BV (ID mn)		Note	
	(ID mn)	(\$ mn)		(ID mn)	(\$ mn)			High	Low		High	Low	FY08	FY09	FY08	FY09	2008*	2009**	FY08	FY09	FY08	FY09		
Services Sector																								
Kharkh Tour Amusement City	SKTA	175	0.1	12.00	2,100	1.8	0.0%	-14.3%	12.00	12.00	4,560	20.84	10.25	m.d.	m.d.	15.1	14.2	-	-	1	8	139	148	-
Mosul for Funfairs	SMOF	230	0.2	25.45	5,841	5.0	-2.1%	-16.6%	25.70	25.45	4,956	41.00	19.25	28.8	17.2	14.9	8.0	50.0%	-	203	340	393	729	Suspended
Mamoura Realestate Investment	SMRI	11,726	10.0	4.84	56,754	48.5	9.5%	109.5%	4.94	4.43	358,869	4.97	1.20	57.8	51.6	7.7	6.7	-	-	981	1,101	7,372	8,529	-
Al-Ameen Estate Investment	SAEI	6,960	5.9	3.10	21,576	18.4	0.0%	1.3%	3.10	3.10	31	3.75	1.75	m.d.	m.d.	3.1	3.1	-	-	-5	-37	6,994	7,001	-
AL-Nukhba General Contracting	SNUC	1,600	1.4	4.50	7,200	6.2	0.0%	28.6%	0.00	0.00	0	4.50	1.45	23.2	35.8	3.6	3.9	-	20.0%	310	201	1,977	1,858	-
Iraqi Land Transport	SILT	10,000	8.5	7.17	71,700	61.3	-1.1%	-50.7%	7.28	7.15	421,844	15.90	7.00	41.3	21.6	7.1	6.0	-	-	1,734	3,317	10,088	11,908	-
Baghdad Passengers Transport	SBPT	160	0.1	32.50	5,200	4.4	8.3%	30.0%	32.50	31.00	4,778	32.50	13.75	m.d.	15.0	18.5	8.4	-	10.0%	14	346	281	623	-
Iraqi for General Transportation	SIGT	1,500	1.3	7.21	10,815	9.2	0.0%	0.0%	0.00	0.00	0	7.21	7.21	m.d.	m.d.	m.d.	m.d.	32.0%	-	n.a.	n.a.	n.a.	n.a.	Suspended
AL-Badia General Trans	SBAG	1,350	1.2	14.01	18,914	16.2	2.3%	5.7%	14.01	13.70	28,947	15.55	9.70	13.9	18.3	8.1	5.8	50.0%	50.0%	1,356	1,033	2,326	3,260	-
Baghdad Motor cars Servicing	SBMC	1,080	0.9	1.79	1,933	1.7	-3.2%	3.5%	1.82	1.79	14,709	2.30	1.65	m.d.	m.d.	10.0	m.d.	-	-	-38	n.a.	193	n.a.	-
Total					202,032	172.7					761,228													
Industry Sector																								
Nineveh Food Industries	INFI	3,600	3.1	0.90	3,240	2.8	-5.3%	-18.2%	0.95	0.90	758	3.54	0.88	m.d.	m.d.	1.1	1.1	-	-	n.a.	n.a.	3,010	2,897	-
Al-Mansour Pharmaceuticals Industries	IMAP	2,500	2.1	4.20	10,498	9.0	0.0%	52.2%	0.00	0.00	0	4.35	2.00	38.6	29.5	4.4	3.6	9.0%	-	272	356	2,390	2,894	Suspended
Modern Sewing	IMOS	1,800	1.5	0.74	1,332	1.1	0.0%	0.0%	0.00	0.00	0	0.86	0.72	m.d.	m.d.	1.0	1.2	-	-	-229	-160	1,293	1,152	Suspended
Iraqi For Tufted Carpets & Floor	IITC	500	0.4	4.50	2,250	1.9	-3.2%	-6.3%	4.60	4.50	10,414	5.85	4.25	11.9	8.9	1.4	1.3	25.0%	25.0%	188	253	1,609	1,763	-
Northern Soft Drinks and Mineral Water	INSD	31,875	27.2	0.68	21,675	18.5	0.0%	-2.9%	0.69	0.68	122,864	0.91	0.52	m.d.	m.d.	0.7	0.7	-	-	95	-1,557	32,995	31,438	-
Eastern Brewery	IEAB	8,845	7.6	0.77	6,811	5.8	0.0%	0.0%	0.00	0.00	0	0.85	0.77	m.d.	m.d.	2.3	m.d.	-	-	-118	n.a.	2,923	n.a.	Suspended
Baghdad for Packing Materials	IBPM	270	0.2	17.00	4,590	3.9	0.0%	107.3%	0.00	0.00	0	17.50	7.50	m.d.	m.d.	14.6	15.6	-	-	15	-18	315	295	Suspended
Modern Chemical Industries	IMCI	60	0.1	55.00	3,300	2.8	0.0%	0.0%	0.00	0.00	0	55.00	55.00	75.2	44.0	11.5	10.9	100.0%	100.0%	44	75	287	302	-
Baghdad Soft Drinks	IBSD	125,000	106.8	1.65	206,250	176.3	0.0%	50.0%	0.00	0.00	0	1.97	1.17	m.d.	35.5	1.9	1.7	-	-	-39	5,803	107,611	122,638	Suspended
Iraqi Date Processing and Marketing	IIDP	6,337	5.4	2.00	12,674	10.8	0.0%	0.0%	0.00	0.00	0	2.00	2.00	m.d.	m.d.	1.7	m.d.	-	-	-787	n.a.	7,435	n.a.	Suspended
Al -Hilal Industries	IHLI	12,375	10.6	1.28	15,840	13.5	8.5%	10.3%	1.30	1.19	144,584	1.34	0.90	m.d.	m.d.	m.d.	169.5	-	-	-2,153	-1,034	-561	93	-
The Light Industries	ITLI	16,800	14.4	1.23	20,664	17.7	5.1%	6.0%	1.23	1.17	99,130	1.34	0.89	m.d.	m.d.	7.9	3.6	-	-	-3,167	-3,450	2,624	5,686	-
National Chemical & Plastic Industries	INCP	7,594	6.5	4.58	34,779	29.7	2.0%	6.5%	4.59	4.40	111,590	5.05	1.27	m.d.	m.d.	5.3	6.0	-	-	-2,248	-1,188	6,620	5,838	-
Electronic Industries	IELI	12,000	10.3	3.16	37,920	32.4	0.0%	0.0%	0.00	0.00	0	5.00	3.16	m.d.	m.d.	m.d.	m.d.	-	-	n.a.	n.a.	n.a.	n.a.	Suspended
AL- Kindi for Production of Veterinary	IKLV	2,400	2.1	3.61	8,664	7.4	7.8%	24.9%	3.65	3.30	113,466	3.65	1.75	m.d.	22.9	5.9	2.8	-	-	32	378	1,463	3,072	-
Fallujah Construction Materials	IFCM	1,080	0.9	3.11	3,359	2.9	3.7%	-17.1%	3.15	3.00	63,667	4.18	2.46	m.d.	54.5	8.3	4.0	-	-	-115	62	403	848	-
Iraqi Engineering Works	IIEW	1,000	0.9	3.39	3,390	2.9	6.3%	-4.5%	3.50	3.19	6,699	4.00	2.00	113.7	m.d.	4.0	3.9	25.0%	-	30	2	849	870	-
Al -khazer for Construction Materials	IKHC	1,100	0.9	2.70	2,970	2.5	0.0%	-12.9%	2.70	2.70	3,051	3.14	1.95	m.d.	37.7	3.0	2.7	-	-	-67	79	976	1,110	Suspended
Kirkuk for Producing	IKFP	744	0.6	1.98	1,473	1.3	-0.5%	-23.6%	2.00	1.98	15,250	2.75	1.80	m.d.	m.d.	18.7	17.0	-	-	-52	7	79	87	-
Modern Paint Industries	IMPI	9,214	7.9	4.50	41,462	35.4	-0.4%	17.2%	4.80	4.42	116,414	5.60	1.50	m.d.	m.d.	3.7	4.2	-	-	-522	-1,132	11,105	9,980	-
National Metallic Industries and Bicycles	IMIB	5,000	4.3	2.48	12,400	10.6	1.2%	-8.1%	2.50	2.48	1,567	3.00	1.70	7.0	75.7	1.5	1.7	7.5%	10.0%	1,772	164	8,475	7,200	-
Ready Made Clothes	IRMC	956	0.8	3.60	3,442	2.9	-0.3%	49.4%	3.65	3.60	5,397	3.88	2.00	10.0	m.d.	4.1	6.6	40.0%	10.0%	345	-415	849	519	-
Iraqi for Carton Manufacturies	IICM	3,795	3.2	1.33	5,047	4.3	-0.7%	-8.9%	1.34	1.32	69,766	1.79	1.17	m.d.	m.d.	m.d.	13.1	-	-	-962	-677	-215	385	-
Modern Construction Materials Industry	IMCM	3,747	3.2	0.98	3,672	3.1	-2.0%	-18.3%	0.99	0.98	4,572	1.61	0.90	m.d.	m.d.	2.6	2.0	-	-	-74	-367	1,431	1,846	Suspended
Nationality Household Furniture Industry	IHFI	1,260	1.1	1.43	1,802	1.5	2.1%	-13.9%	1.50	1.41	8,783	1.85	1.35	m.d.	28.8	1.3	1.2	-	-	-236	63	1,385	1,465	-
Total					469,504	401.3					741,300													

Source: Iraq Stock Exchange

Performance of Traded Shares

	Code	Paid-in Capital		Closing Price	Market Cap		Wk. Closing % Change	YTD % Change	Intra Week		Wk. Turnover (ID'000)	52 Week		P/E		P/BV		Dividend (%)		Net Profit (ID mn)		BV (ID mn)		Note
		(ID mn)	(\$ mn)		(ID mn)	(\$ mn)			High	Low		High	Low	FY08	FY09	FY08	FY09	2008*	2009**	FY08	FY09	FY08	FY09	
Hotel & Tourism Sector																								
Palestine Hotel	HPAL	4,470	3.8	18.35	82,025	70.1	-2.8%	-6.4%	18.88	18.35	289,223	22.00	17.00	m.d.	m.d.	21.2	28.6	-	-	-724	-1,159	3,876	2,873	-
Ishtar Hotels	HISH	1,500	1.3	35.30	52,950	45.3	0.0%	-1.9%	35.60	35.30	196,596	37.00	18.00	m.d.	m.d.	29.8	56.4	-	-	-887	-863	1,776	940	-
Babylon Hotel	HBAY	1,350	1.2	40.01	54,014	46.2	0.3%	-1.5%	40.50	39.80	140,851	43.50	13.00	m.d.	m.d.	m.d.	147.7	-	-	-540	-158	243	366	-
Baghdad Hotel	HBAG	1,922	1.6	18.10	34,788	29.7	0.0%	-8.1%	18.10	18.10	36,200	21.25	3.00	m.d.	m.d.	15.3	24.1	-	-	-531	-833	2,278	1,445	-
National for Tourist Investments	HNTI	2,755	2.4	25.50	70,253	60.0	3.7%	24.4%	25.80	24.50	269,663	25.80	10.00	169.8	135.6	22.1	18.4	-	-	414	518	3,184	3,817	-
Ashour Hotel	HASH	376	0.3	14.60	5,495	4.7	5.0%	12.3%	14.60	14.00	21,864	16.50	11.00	m.d.	m.d.	21.5	21.5	-	-	-37	-12	256	256	-
Tourist Village of Mosul dam	HTVM	40	0.0	31.00	1,240	1.1	1.3%	-14.6%	31.00	30.00	12,426	37.00	3.00	m.d.	m.d.	m.d.	m.d.	150.0%	-	-62	-100	-42	-135	-
Karbala Hotels	HKAR	1,620	1.4	5.70	9,234	7.9	3.8%	-1.7%	5.75	5.55	90,978	7.13	4.75	m.d.	m.d.	10.2	5.4	-	-	22	-1	907	1,715	-
AL-Mansour Hotel	HMAN	2,923	2.5	43.00	125,689	107.4	-1.1%	12.0%	43.00	43.00	6,935	43.50	22.00	m.d.	111.8	53.6	36.1	-	-	114	1,124	2,346	3,482	-
Al-Sadeer Hotel	HSAD	708	0.6	45.50	32,214	27.5	1.1%	-11.7%	45.50	44.75	18,773	51.50	3.00	m.d.	94.0	48.8	31.9	-	-	3	343	660	1,011	-
Total					467,901	399.9					887,698													
Agriculture Sector																								
AL-Therar for Agricultural Production	ATHP	2,400	2.1	0.40	960	0.8	0.0%	0.0%	0.00	0.00	0	0.40	0.40	2.7	2.3	1.0	1.7	-	-	350	423	981	558	Out of Trade
The Modern for Animal Agricultural Prod.	AMAP	540	0.5	1.46	788	0.7	-2.7%	0.0%	1.46	1.46	336	2.18	1.00	19.2	28.1	0.3	0.3	-	-	41	28	2,969	2,939	-
Al-Ahlyia for Agricultural	AAHP	575	0.5	0.84	483	0.4	1.2%	-23.6%	0.85	0.83	3,596	1.12	0.80	m.d.	m.d.	0.9	1.0	-	-	-65	-81	565	483	-
Middle East for Production - Fish	AMEF	300	0.3	25.00	7,500	6.4	8.7%	25.0%	25.00	24.00	20,498	25.80	2.00	144.0	86.2	17.9	14.6	20.0%	-	52	87	420	514	-
Iraqi for Seed Production	AISP	3,140	2.7	3.95	12,403	10.6	8.2%	58.0%	4.00	3.65	42,536	4.26	1.70	m.d.	53.8	25.8	16.9	-	-	-514	230	481	734	-
Iraqi For Meat production and marketing	AIPM	3,750	3.2	7.36	27,600	23.6	2.9%	5.1%	7.36	7.25	12,372	8.50	6.16	m.d.	m.d.	5.0	5.1	-	-	-665	-194	5,573	5,455	-
Iraqi Agricultural Products Marketng	AIRP	360	0.3	6.40	2,304	2.0	-5.2%	37.6%	6.75	6.40	2,946	7.30	3.60	24.8	23.2	3.0	2.5	-	20.0%	93	99	764	931	-
Total					52,038	44.5					1,896,215													
Grand Total					4,863,821	4,157.1					9,470,882													

* Dividend distributed in 2008 from 2007 year-end profit.

** Dividend distributed in 2009 from 2008 year-end profit.

Source: Iraq Stock Exchange

Note: "Suspended" companies are not trading due to General Assembly Meeting or ISX / ISC Instructions.

"Out of Trade" companies are not trading, because they haven't completed the procedures to start electronic trading yet.