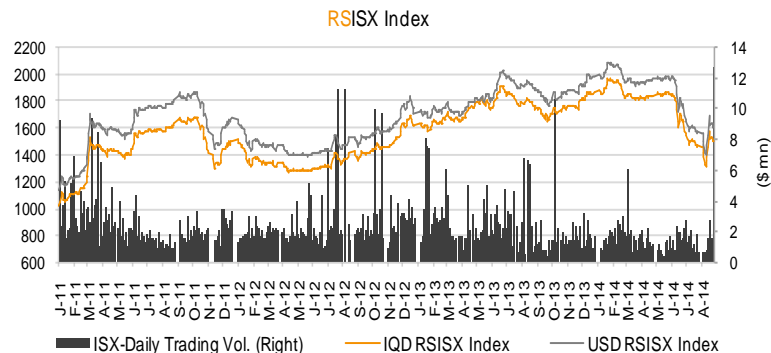


Iraqi Dinar Value

(CBI Auction Price: 1166 / Market Exchange Rate: 1203)

Daily Value Traded

IQD11,694,197,000



The RSISX Performance

	Close	Change	YTD Change
IQD RSISX	1493	-0.2%	-19.9%
USD RSISX	1611	0.6%	-18.9%

News from Iraq

Politics

- The Iranian Foreign Minister, Mohamed Jawad Dharief said that Iran supports Baghdad and Erbil in their battle against terrorism. In a joint press conference with the President of Kurdistan Region, Masoud Barzani, he confirmed "The Iranian support for the new Federal Government." (Iraqi News)
- On Monday the American Vice President Joe Biden stressed his country's full support for the designated Prime Minister, Haider Abadi in the formation of his government, expressing the optimism of the American administration about success of Iraq to overcome "terrorism" and the formation of a successful government. (Iraqi News)

Economics

- Mayor of Baghdad disclosed that premier Nouri al-Maliki ordered to have contracts with 20 specialized companies to build 250K low cost housing units in Iraq. The units shall be within the national initiative to build low cost housing units, he added. (Aswat al-Iraq)

ISX - Company Announcements

- Baghdad for Packing Materials (IBPM) will hold its AGM* on Sep. 11, 2014 to discuss and approve 2013 annual financial results and elect new board members. ISX will suspend trading of IBPM starting Sep. 4, 2014.
- Metallic Ind. and Bicycles (IMIB) will hold its AGM* on Sep. 2, 2014 to discuss and approve 2013 annual financial results. ISX suspended trading of IMIB starting today (Aug. 26, 2014).
- A cross transaction occurred on IQD6.4bn Iraqi Middle East Bank (BIME) shares today (Aug. 26, 2014). This represents 2.6% of BIME capital.
- A cross transaction occurred on IQD2.7bn Dar Es Salaam Inv. Bank (BDSI) shares today (Aug. 26, 2014). This represents 1.8% of BDSI capital.
- A cross transaction occurred on IQD2.1bn Iraqi Islamic Bank (BIIB) shares today (Aug. 26, 2014). This represents 0.8% of BIIB capital.
- A cross transaction occurred on IQD10mn AL-Nukhba for Construction (SNUC) shares today (Aug. 26, 2014). This represents 0.5% of SNUC capital.
- Iraq Registrar of Companies approved the decision of North Bank (BNOR) AGM* to increase its capital from IQD265bn to IQD300bn through 13.2% bonus issue.

*(Please note that the ex-date for capital increases and dividend distributions is referred to as "Trading-Suspension day" which is normally one week before the General Assembly Meetings.)

Best and Worst Performers

Best Performers	Code	Closing Price(IQD)	% Chg.	Trading Vol. (\$'000)/d
Mosul Dam Tourist Village	HTVM	7.550	9.9%	6.6
National for Tourist Investment	HNTI	18.250	7.4%	102.4
Al -Hilal Industries	IHLI	0.750	7.1%	17.5
Gulf Insurance and Reinsurance	NGIR	0.630	6.8%	0.2
National Chemical Industries	INCP	0.800	2.6%	6.2

Worst Performers	Code	Closing Price(IQD)	% Chg.	Trading Vol. (\$'000)/d
AL-Badia for General Trans	SBAG	1.580	-7.1%	4.9
Iraqi for Seed Production	AISP	6.510	-5.0%	1.7
Iraqi Middle East Inv. Bank	BIME	0.820	-3.5%	4,409.7
Modern Sewing	IMOS	2.950	-3.3%	0.3
Middle East for Production- Fish	AMEF	7.250	-2.9%	0.2

Top 5 Traded Volume	Code	Trading Vol. (IQDmn)/d	Trading Vol. (\$'000)/d	Share in total T. Volume
Iraqi Middle East Inv. Bank	BIME	5,304.9	4,409.7	45.4%
Dar Es Salaam Inv. Bank	BDSI	2,476.7	2,058.7	21.2%
Iraqi Islamic Bank	BIIB	2,007.4	1,668.6	17.2%
Bank of Baghdad	BBOB	350.8	291.6	3.0%
Sumer Commercial Bank	BSUC	321.2	267.0	2.7%

Distribution of Trading Volumes by Sectors

Sector	Trading Vol. (IQD mn)/d	Trading Vol. ('000 \$)/d	Share in Total Trading Volume (%)
Telecom Sector	1.0	0.8	0.0%
Banking Sector	11,207.5	9,316.3	95.8%
Industry Sector	173.5	144.3	1.5%
Hotels & Tourism Sec.	206.3	171.5	1.8%
Services Sector	101.7	84.5	0.9%
Agriculture Sector	3.9	3.3	0.0%
Insurance Sector	0.2	0.2	0.0%
Investment Sector	-	-	-
Total	11,694.2	9,720.9	100.0%

For any inquiries, contact:

Research

Aysegul Ozge Ozgur - SVP, Head of Research (aozgur@rs.iq)
Tugba Tan, Analyst (ttan@rs.iq)
research@rs.iq

Trading

traders@rs.iq
Address: 903/14/19
Karada
Baghdad-Iraq
Tel: +964 (0) 727 002 0407
info@rs.iq

RS Website: RS.IQ

RS Bloomberg page: <RSIQ>

Closing prices for the shares traded on the ISX are now available on Bloomberg.

DISCLAIMER

This publication may not be reproduced, modified, or re-disseminated in whole or in part without the prior written permission of Rabee Securities. The information provided herein is of a general nature and for informational purposes only and is not intended to serve as an offer or solicitation with respect to the purchase or sale of any security, or as a recommendation to adopt any particular trading strategy. Such information is subject to change without prior notice. Although Rabee Securities obtains information from sources it considers reliable, Rabee Securities makes no representations or warranties, express or implied, as to the information's accuracy or completeness. Furthermore, such information may be incomplete or condensed. Rabee Securities, its affiliates, directors, employees, assigns, agents, and successors bear no liability for any errors or omissions in this publication or for any losses arising from the use of or reliance upon this information. This limitation on liability applies to direct, indirect, consequential, special, punitive, or other damages, as well as damages for loss of profits or business interruption. Investors shall bear all responsibility for investment decisions taken on the basis of the contents of this report. Rabee Securities strongly advises potential investors to seek financial guidance when determining whether an investment is appropriate to their needs. All estimates included in this report constitute Rabee Securities' opinion as of the date published on the report and are subject to change without notice.

Daily Transactions in Brief

The **RSISX** index ended the day at **IQD1,493 (-0.2%) / \$1,611 (+0.6%)**, (-19.9% YTD and -18.9% YTD, respectively).

The number of traded shares was **12.8bn** and the trading volume was **IQD11.7bn (\$9.7mn)**.

15 out of **51** traded listed stocks' price increased while the prices of **15** stocks decreased, and the price of remaining **21** stocks haven't changed.

Non Iraqis executed 98 transactions in this session:

Buys - 47 transactions in **11** companies operating in telecom, banking, industry and services sectors.

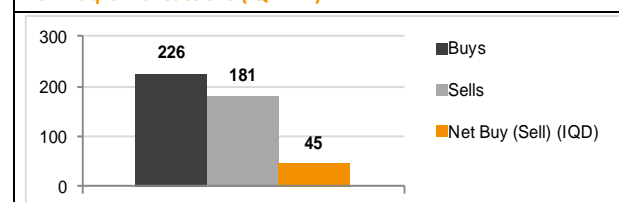
Sells - 51 transactions in **6** companies operating in banking, industry, hotel&tourism and services sectors.

Net purchases reached **IQD45mn (\$37K)**, while their share in total trading volume was **1.7%**.

Note: Follow Rabee Securities (**RS**) on Twitter, join Facebook and LinkedIn groups.



Non Iraqi's Transactions (IQD mn)



Performance of Traded Shares

Company Names	ISX Code	Opening Price (IQD/share)	Price at Session Close (IQD/share)	Previous Closing Price (IQD/share)	Change in Closing Price	Highest Price (IQD/share)	Lowest Price (IQD/share)	No. of Trades (#/d)	No. of Traded Shares (mn)/d	Trading Vol. (IQDmn) /d	Avg. daily trading vol. ('000 \$)*	Mcap (\$mn)	Last Fin.**	P/E (Last)	P/BV (Last)
Telecom Sector															
Asiacell Communications PJSC	TASC	15.50	15.25	15.25	0.0%	15.50	15.25	4	0	1	10.9	3,422.8	3M14	10.1	2.0
Telecom Sector Total									4	0	1	3,422.8			
Banking Sector															
Ashur International Bank	BASH	-	no trade	0.90	-	-	-	-	-	-	3.6	166.3	6M14	8.4	0.7
Babylon Bank***	BBAY	0.39	0.38	0.38	0.0%	0.39	0.38	4	3	1	7.3	79.0	3M14	23.5	0.6
Bank of Baghdad	BBOB	1.49	1.51	1.49	1.3%	1.51	1.47	60	235	351	181.7	313.8	6M14	15.0	1.2
Commercial Bank of Iraq	BCOI	0.66	0.68	0.67	1.5%	0.68	0.66	9	13	8	22.1	141.3	3M14	18.4	0.9
Dijlah & Furat Bank***	BDFD	0.68	0.68	0.68	0.0%	0.68	0.68	7	25	17	0.4	141.3	6M14	-	1.4
Dar Es Salaam Inv. Bank	BDSI	0.92	0.91	0.92	-1.1%	0.92	0.91	14	2,722	2,477	13.5	113.5	6M14	11.5	0.8
Economy Bank	BEFI	-	Suspend/ISC	0.72	-	-	-	-	-	-	0.3	149.6	3M14	23.3	0.8
Elaf Islamic Bank***	BELF	0.70	0.70	0.70	0.0%	0.70	0.70	1	1	1	0.4	145.5	6M14	17.5	1.0
Gulf Commercial Bank***	BGUC	0.93	0.92	0.92	0.0%	0.93	0.92	58	272	251	155.8	229.4	6M14	6.1	0.8
Investment Bank of Iraq	BIBI	0.97	0.97	0.97	0.0%	1.04	0.97	19	59	59	49.5	201.6	6M14	6.6	0.8
Iraqi Islamic Bank	BIIB	0.96	0.96	0.96	0.0%	0.96	0.96	4	2,091	2,007	62.2	199.5	6M14	11.4	0.8
Iraqi Middle East Bank	BIME	0.84	0.82	0.85	-3.5%	0.84	0.82	20	6,469	5,305	181.3	170.4	6M14	15.8	0.7
Kurdistan Int. Bank	BKUI	1.70	1.75	1.75	0.0%	1.75	1.70	29	53	91	30.3	581.9	6M14	14.9	1.5
Mosul Bank***	BMFI	-	Suspend/ISC	0.73	-	-	-	-	-	-	24.8	153.2	3M14	5.8	0.7
Al-Mansour Bank	BMNS	1.15	1.15	1.14	0.9%	1.15	1.15	2	6	7	19.1	239.0	6M14	15.4	1.0
National Bank of Iraq	BNOI	0.77	0.80	0.80	0.0%	0.80	0.77	5	8	6	2.4	166.3	6M14	17.7	0.7
North Bank***	BNOR	1.23	1.33	1.33	0.0%	1.33	1.22	65	133	173	58.7	331.7	6M14	14.6	1.2
Credit Bank of Iraq	BROI	1.05	1.04	1.06	-1.9%	1.07	1.02	43	65	68	36.1	216.1	6M14	21.3	0.9
Sumer Commercial Bank	BSUC	0.92	0.92	0.92	0.0%	0.92	0.92	4	349	321	95.3	191.2	6M14	104.2	0.9
United Bank	BUND	0.75	0.78	0.78	0.0%	0.78	0.73	31	84	63	18.0	194.5	6M14	7.1	0.6
Union Bank	BUOI	1.00	1.00	1.00	0.0%	1.00	1.00	7	3	3	5.3	209.5	6M14	6.8	1.1
Banking Sector Total									382	12,592	11,208	4,334.5			

Source: Iraq Stock Exchange

Performance of Traded Shares

Company Names	ISX Code	Opening Price (IQD/share)	Price at Session Close (IQD/share)	Previous Closing Price (IQD/share)	Change in Closing Price	Highest Price (IQD/share)	Lowest Price (IQD/share)	No. of Trades (#/d)	No. of Traded Shares (mn)/d	Trading Vol. (IQDmn) /d	Avg. daily trading vol. ('000 \$)*	Mcap (\$mn)	Last Fin.**	P/E (Last)	P/BV (Last)
Industry Sector															
Baghdad for Packing Materials	IBPM	1.70	1.70	1.70	0.0%	1.70	1.70	3	3	4	0.7	1.5	6M14	23.2	1.7
Baghdad Soft Drinks	IBSD	2.26	2.34	2.33	0.4%	2.34	2.21	58	43	97	61.1	258.7	6M14	20.6	1.7
Electronic Industries	IELI	1.70	1.70	1.70	0.0%	1.70	1.70	5	3	5	4.7	25.4	3M14	-	1.2
Fallujah for Construction Mat.***	IFCM	1.70	1.70	1.75	-2.9%	1.70	1.70	3	1	2	0.6	4.4	9M13	98.3	1.8
Nationality Househ. Furniture	IHFI	-	no trade	0.90	-	-	-	-	-	-	-	0.9	3M14	-	0.6
Al-Hilal Industries	IHLI	0.70	0.75	0.70	7.1%	0.75	0.70	21	29	21	4.1	7.7	3M14	-	-
Iraqi for Carton Manufact. & Trading	IICM	0.40	0.38	0.39	-2.6%	0.40	0.38	4	5	2	0.3	1.2	3M14	-	-
Iraqi Date Processing&Mark.	IIDP	1.08	1.09	1.10	-0.9%	1.09	1.08	3	3	3	13.8	15.6	3M12	7.3	1.0
Iraqi Engineering Works	IIEW	-	no trade	0.90	-	-	-	-	-	-	0.3	1.1	3M14	-	0.7
Iraqi For Tufted Carpets	IITC	3.40	3.40	3.50	-2.9%	3.40	3.40	7	1	5	0.3	1.4	6M14	5.8	0.8
Al-Khazer for Construction M.	IKHC	-	no trade	2.20	-	-	-	-	-	-	0.0	2.0	9M13	20.6	1.9
AL- Kindi of Veterinary Vac.	IKLV	1.45	1.42	1.42	0.0%	1.45	1.39	10	4	6	5.1	6.4	6M14	-	1.2
Al-Mansour Pharma. Ind.	IMAP	0.64	0.65	0.64	1.6%	0.65	0.64	6	6	4	3.4	3.5	6M14	11.5	0.6
Modern Chemical Industries(NR) ***	IMCI	-	no trade	39.80	-	-	-	-	-	-	0.0	4.4	3M14	11.9	1.0
Modern Construction Mat.	IMCM	-	no trade	0.56	-	-	-	-	-	-	0.0	2.5	9M13	-	0.6
Metallic Ind. and Bicycles	IMIB	-	Suspend/GA	0.87	-	-	-	-	-	-	0.3	5.4	3M14	3.2	2.7
Modern Sewing	IMOS	2.95	2.95	3.05	-3.3%	2.95	2.95	1	0	0	1.1	2.2	6M14	16.5	2.9
Modern Paint Industries	IMPI	1.20	1.18	1.20	-1.7%	1.20	1.18	4	3	3	5.0	9.0	3M14	-	1.4
National Chemical Industries	INCP	0.74	0.80	0.78	2.6%	0.80	0.74	13	10	7	5.2	10.1	3M14	-	1.5
North Soft Drinks	INSD	-	Suspend/ISC	0.35	-	-	-	-	-	-	-	12.1	3M13	-	0.4
Ready Made Clothes	IRMC	-	no trade	4.13	-	-	-	-	-	-	0.3	5.5	3M14	18.0	4.0
The Light Industries	ITLI	0.60	0.61	0.60	1.7%	0.61	0.60	11	22	13	3.5	8.5	6M14	-	-
Industry Sector Total								149	132	174		389.7			
Hotels & Tourism Sector															
Ashour Hotel	HASH	-	no trade	7.65	-	-	-	-	-	-	0.5	2.4	3M14	6.5	12.9
Baghdad Hotel	HBAG	-	no trade	11.10	-	-	-	-	-	-	3.6	35.5	6M14	27.0	11.0
Babylon Hotel	HBAY	-	no trade	70.00	-	-	-	-	-	-	23.7	78.6	3M14	-	-
Ishtar Hotels***	HISH	36.50	36.50	36.50	0.0%	36.50	36.50	2	1	20	4.2	68.3	6M13	46.0	25.4
Karbala Hotels	HKAR	1.62	1.64	1.62	1.2%	1.64	1.62	2	1	1	7.4	6.8	3M14	-	1.5
Mansour Hotel	HMAN	25.50	26.00	26.15	-0.6%	26.00	25.50	3	0	10	5.0	63.2	FY13	-	39.5
National for Tourist Invest.	HNTI	17.00	18.25	17.00	7.4%	18.25	17.00	25	7	123	10.0	82.5	3M14	54.0	12.5
Palestine Hotel	HPAL	16.00	16.15	16.16	-0.1%	16.15	16.00	25	3	41	32.2	60.0	6M14	14.5	10.9
Al-Sadeer Hotel	HSAD	33.50	33.50	33.10	1.2%	33.50	33.50	1	0	4	5.4	34.5	6M14	90.5	33.9
Mosul Dam Tourist Village	HTVM	6.95	7.55	6.87	9.9%	7.55	6.95	12	1	8	1.3	1.5	FY13	-	-
Hotel&Tourism Sector Total								70	12	206		433.2			
Services Sector															
Al-Ameen Estate Inv.(NR)	SAEI	-	no trade	0.90	-	-	-	-	-	-	1.9	5.2	3M14	-	0.9
AL-Badia for General Trans	SBAG	1.60	1.58	1.70	-7.1%	1.65	1.55	5	4	6	5.7	2.9	3M14	79.9	0.9
Baghdad Motor Cars Servicing	SBMC	-	Suspend/ISC	1.69	-	-	-	-	-	-	-	1.5	9M12	4.9	1.0
Baghdad Passengers Transport	SBPT	33.50	33.50	33.50	0.0%	33.50	33.50	2	0	1	2.4	13.9	3M14	82.1	11.9

Source: Iraq Stock Exchange

Performance of Traded Shares

Company Names	ISX Code	Opening Price (IQD/share)	Price at Session Close (IQD/share)	Previous Closing Price (IQD/share)	Change in Closing Price	Highest Price (IQD/share)	Lowest Price (IQD/share)	No. of Trades (#/d)	No. of Traded Shares (mn)/d	Trading Vol. (IQDmn) /d	Avg. daily trading vol. ('000 \$)*	Mcap (\$mn)	Last Fin.**	P/E (Last)	P/BV (Last)
Services Sector (Cont.)															
Iraqi for General Transp.	SIGT	-	Suspend/ISC	7.21	-	-	-	-	-	-	-	9.0	6M13	-	2.1
Iraqi Land Transport	SILT	1.76	1.77	1.76	0.6%	1.77	1.70	27	26	45	16.6	20.6	6M14	-	1.3
Kharkh Tour Amuzement City***	SKTA	5.60	5.60	5.50	1.8%	5.60	5.60	2	0	0	1.5	2.3	6M14	23.4	4.0
Al-Mosul for Funfairs	SMOF	-	no trade	13.50	-	-	-	-	-	-	1.1	4.5	9M13	5.6	2.1
Mamoura Realestate Inv.***	SMRI	3.82	3.85	3.85	0.0%	3.85	3.80	9	11	41	40.8	52.8	6M14	-	3.9
AL-Nukhba for Construction	SNUC	0.80	0.80	0.80	0.0%	0.80	0.80	1	10	8	0.1	1.3	3M14	51.3	0.8
Services Sector Total								46	51	102		114.1			
Agriculture Sector															
Al-Ahlyia for Agricultural Prod.	AAHP	-	no trade	1.04	-	-	-	-	-	-	0.0	0.5	9M13	17.0	2.7
Iraqi Agr. Prod. Mark. Meat***	AIPM	5.50	5.55	5.70	-2.6%	5.55	5.50	3	0	2	0.9	20.8	9M13	-	3.4
Iraqi Agricultural Products	AIRP	-	no trade	13.60	-	-	-	-	-	-	0.2	4.1	3M14	17.9	5.2
Iraqi for Seed Production	AISP	6.50	6.51	6.85	-5.0%	6.51	6.50	3	0	2	8.2	27.8	3M12	-	5.2
Modern Animal & Agr. Production	AMAP	-	no trade	0.65	-	-	-	-	-	-	0.1	1.9	9M13	18.4	0.9
Middle East for Prod.- Fish	AMEF	7.25	7.25	7.47	-2.9%	7.25	7.25	1	0	0	0.1	1.8	FY12	6.5	1.5
Agriculture Sector Total								7	1	4		56.8			
Insurance Sector															
AHliya For Insurance	NAHF	-	no trade	0.95	-	-	-	-	-	-	0.4	2.0	3M14	9.7	0.7
Al-Ameen for Insurance	NAME	-	no trade	1.32	-	-	-	-	-	-	1.3	3.3	3M14	4.7	1.1
Dar Al-Salam for Insurance	NDSA	2.10	2.10	2.10	0.0%	2.10	2.10	1	0	0	0.1	5.1	6M14	10.7	1.4
Gulf Insurance&Reinsurance	NGIR	0.61	0.63	0.59	6.8%	0.63	0.61	3	0	0	0.0	1.0	3M13	2.2	0.5
Al-Hamraa for Insurance (NR)	NHAM	-	no trade	1.71	-	-	-	-	-	-	-	4.3	3M14	4.5	0.9
Insurance Sector Total								4	0	0		15.6			
Investment Sector															
Al-Ameen Financial Inv. (NR)	VAMF	-	no trade	1.28	-	-	-	-	-	-	0.1	1.1	9M12	-	1.7
AL- Batek Investment(NR)	VBAT	-	no trade	0.80	-	-	-	-	-	-	0.0	0.7	3M14	-	0.6
Al-Khair for Financial Inv. (NR)	VKHF	-	Suspend/ISC	0.40	-	-	-	-	-	-	0.0	2.3	FY12	-	0.4
Bain Al-Nahrain Financial Inv.(NR)	VMES	-	no trade	1.00	-	-	-	-	-	-	-	0.8	3M13	-	0.8
AL-Wiaam for Financial Inv.	VWIF	-	no trade	1.20	-	-	-	-	-	-	0.0	2.0	3M14	-	1.1
Al-Zawraa for Financial Inv.	VZAF	-	no trade	0.85	-	-	-	-	-	-	0.0	0.8	3M14	6.9	0.7
Investment Sector Total								-	-	-		7.7			
Grand Total								662	12,787	11,694		8,774.5			

Source: Iraq Stock Exchange

*Average data was calculated according to recent six months, by dividing the total daily trading volume (excluding two highest trading vol.) to total number of trading days (excluding the No. of days share were suspended due to GA or by ISC).

** Last Financials: The date of the most recent financial statements.

P/E (Last): We divide "Current MCap" to "annualized YTD profit".

P/BV (Last): Calculated by dividing "Current Mcap" to "BV in its Last Financials".

***When the original shares resume trading, we start using the number of shares that the company will reach after the capital increase with the assumption that the capital increase was reflected to the price of the shares. We use the new capital in calculating Mcap.

Note: "Suspend/ISC" companies are not trading due to ISC Instructions.

"Suspend/GA" companies are not trading due to General Assembly Meetings.

"(NR)": These are the companies which are trading in the Non-Regular market (in compliance with Iraq Securities Commission law numbered 132/9 on 20/12/2012). These companies were moved to the secondary market (non-regular) because of the decrease in their trading volume and the number of days that these companies are being traded for. Please note, according to the Regulations of the Secondary Market, in each trading session, the average share price will be calculated for each share. The maximum increase and decrease of +/- 20% will be based on the average price in the previous session. The price should be valid during three effective trading sessions after the listing, and it will be free in the first trading session after capital increasing.

For any inquiries, contact:

Research

Aysegul Ozge Ozgur - SVP, Head of Research (aozgur@rs.iq)

Tugba Tan, Analyst (ttan@rs.iq)

research@rs.iq

Tel: +90 212 219 2524

Mob: +90 539 456 4566

Trading

traders@rs.iq

Tel: +964 727 002 0407

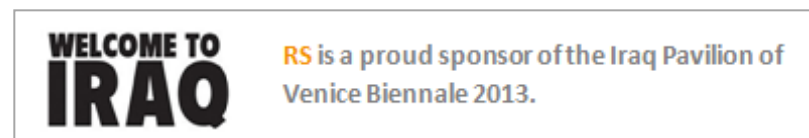
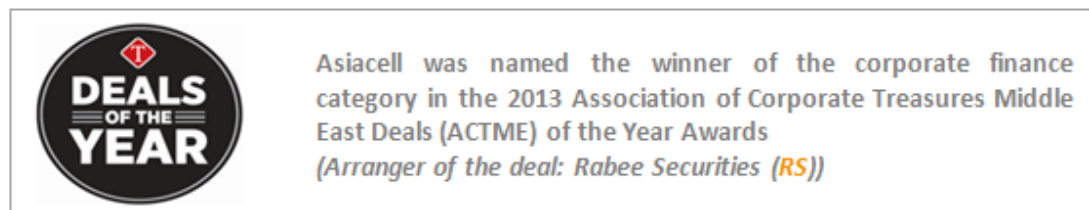
Info

info@rs.iq

Tel: +964 (790) 133 1492

RS Bloomberg page: <RSIQ>

RS Website: RS.IQ



Baghdad HQ

903/14/19
Karada, Baghdad, Iraq
Tel: +964 727 002 0407

Erbil

Italian Village offices
Office No: 32, Erbil, Iraq
Tel: +964 770 493 9999

Suleymani

Rand Gallery
Office No: 9, Floor:3 , Suleymani, Iraq
Tel: +964 770 651 9944

Istanbul Rep. Office

Halaskargazi cad. No: 103/7A
Osmanbey, Istanbul, Turkey
Tel: +90 212 219 2524
Mob: +90 539 456 4566

DISCLAIMER

This publication may not be reproduced, modified, or re-disseminated in whole or in part without the prior written permission of Rabee Securities. The information provided herein is of a general nature and for informational purposes only and is not intended to serve as an offer or solicitation with respect to the purchase or sale of any security, or as a recommendation to adopt any particular trading strategy. Such information is subject to change without prior notice. Although Rabee Securities obtains information from sources it considers reliable, Rabee Securities makes no representations or warranties, express or implied, as to the information's accuracy or completeness. Furthermore, such information may be incomplete or condensed. Rabee Securities, its affiliates, directors, employees, assigns, agents, and successors bear no liability for any errors or omissions in this publication or for any losses arising from the use of or reliance upon this information. This limitation on liability applies to direct, indirect, consequential, special, punitive, or other damages, as well as damages for loss of profits or business interruption. Investors shall bear all responsibility for investment decisions taken on the basis of the contents of this report. Rabee Securities strongly advises potential investors to seek financial guidance when determining whether an investment is appropriate to their needs. All estimates included in this report constitute Rabee Securities' opinion as of the date published on the report and are subject to change without notice.