

For any inquiries, contact:

Research

Aysegul Ozge Ozgur, SVP, Head of Research (aozgur@rs.iq)

Tugba Tan, Analyst (ttan@rs.iq)

research@rs.iq

Trading

traders@rs.iq

Address: 903/14/19

Karada

Baghdad-Iraq

Tel: +964 (0) 727 002 0407

info@rs.iq

RS Website: RS.IQ

RS Bloomberg page: <RSIQ>

Closing prices for the shares traded on the ISX are now available on Bloomberg.

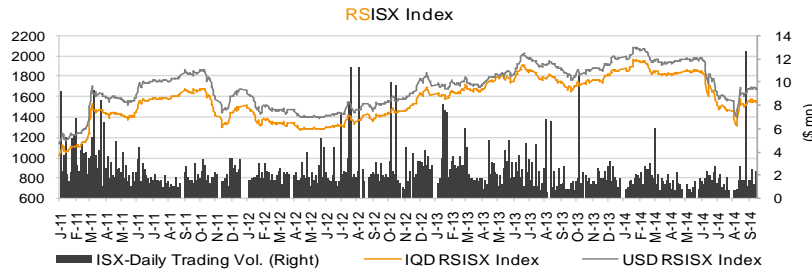
DISCLAIMER

This publication may not be reproduced, modified, or re-disseminated in whole or in part without the prior written permission of Rabee Securities. The information provided herein is of a general nature and for informational purposes only and is not intended to serve as an offer or solicitation with respect to the purchase or sale of any security, or as a recommendation to adopt any particular trading strategy. Such information is subject to change without prior notice. Although Rabee Securities obtains information from sources it considers reliable, Rabee Securities makes no representations or warranties, express or implied, as to the information's accuracy or completeness. Furthermore, such information may be incomplete or condensed. Rabee Securities, its affiliates, directors, employees, assigns, agents, and successors bear no liability for any errors or omissions in this publication or for any losses arising from the use of or reliance upon this information. This limitation on liability applies to direct, indirect, consequential, special, punitive, or other damages, as well as damages for loss of profits or business interruption. Investors shall bear all responsibility for investment decisions taken on the basis of the contents of this report. Rabee Securities strongly advises potential investors to seek financial guidance when determining whether an investment is appropriate to their needs. All estimates included in this report constitute Rabee Securities' opinion as of the date published on the report and are subject to change without notice.

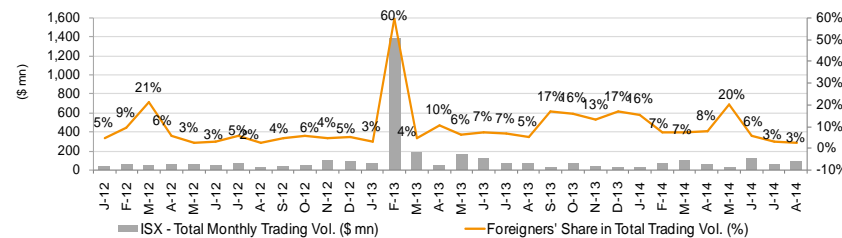
Weekly Bulletin

Weekly Value Traded

IQD23,923,126,000



ISX - Total Monthly Trading Vol. (\$ mn) & Foreigners' Share in Total T. Vol. (%)



Best Performers - Weekly

Code	Price (IQD)	Price Chg/w
SBPT	45.000	27.8%
IMAP	0.790	17.9%
AMEF	9.400	13.9%
IITC	4.000	12.7%
SBAG	1.900	11.8%

Worst Performers - Weekly

Code	Price (IQD)	Price Chg/w
SAEI	0.600	-20.0%
VAMF	1.210	-17.1%
HTVM	7.000	-12.5%
BUOI	1.000	-9.1%
HSAD	32.000	-8.6%

RSISX Index Vs. Neighbour Market S.E.

Index Close	Index Close	Chg. /w	Chg. /YTD
RSISX INDEX	1,547	0.8%	-17.0%
EGYPT	9,729	2.7%	43.4%
KUWAIT	7,598	1.5%	0.6%
SAUDI	11,062	0.0%	29.6%
MUSCAT	7,505	-0.5%	9.8%
QATAR	14,351	1.9%	38.3%
DUBAI	5,098	2.8%	51.3%
ABUDHABI	5,233	1.0%	22.0%
BAHRAIN	1,467	-0.1%	17.5%
TURKEY	76,921	-1.2%	13.5%
IRAN	71,444	-0.7%	-18.3%

Top 5 Traded Volume - Weekly

Code	Price IQD	Trad.Vol./w IQDbn	\$mn
BUOI	1.000	6.1	5.1
BDFD	0.690	4.9	4.1
BIIB	0.960	4.0	3.3
BBOB	1.700	1.7	1.4
BNOR	1.370	1.4	1.2

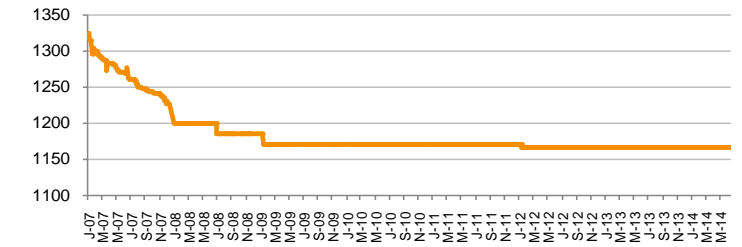
By the end of the week, 46 companies were able to trade in this session, and 14 companies were unable to do so mainly due to their General Assembly Meeting or ISX / ISC Instructions.

CBI auction price of Iraqi Dinar remained stable at 1166 to the dollar, while CBI market price of Iraqi Dinar realized at 1203 as end of the week. Volumes for the week reached IQD23.9bn (\$20.0mn), and the numbers of shares traded reached 24.4bn.

Foreigners executed total 434 transactions this week. They executed 244 buying transactions amounted at IQD1.9bn (\$1.6mn) and 190 selling transactions amounted at IQD1.4bn (\$1.2mn). Thus, net purchases of foreigners reached IQD533mn (\$443K), while their share in total trading volume was 7.0%.

Iraqi Dinar Value (CBI Auction Price)

1USD= (1166)



News from Iraq

Politics

- The US President, Barack Obama said "We're going to degrade and ultimately destroy IS through a comprehensive and sustained counterterrorism strategy." (Iraqi News)
- The President of Kurdistan region, Massoud Barzani said on Tuesday, that the Kurds are supporting the strategic plan for American President, Barack Obama to fight the IS organization. (Zawya)

Economics

- Despite ongoing battles between Peshmerga and Islamic extremists on the outskirts of the Kurdistan Region, oil production is ramping back up and many energy companies are returning to business as usual. A spokesman for the Kurdistan Regional Government's (KRG) Ministry of Natural Resources told "The majority of international oil companies are now returning to their full work schedule with some 70% of blocks operational. (Rudaw)

ISX – Company Announcements

- National Chemical Industries (INCP) will hold its AGM* on Oct. 16, 2014 to discuss and approve 2013 annual financial results. ISX will suspend trading of INCP starting Oct. 9, 2014.
- Gulf Insurance&Reinsurance (NGIR) will hold its AGM* on Oct. 15, 2014 to discuss and approve 2013 annual financial results. ISX will suspend trading of NGIR starting Oct. 7, 2014.
- Shares of National for Tourist Investment (HNTI) will resume trading on Sep. 22, after they approved 2013 annual financial results, and distributing 16.6% cash dividend (IQD0.166 per share). The opening price will be IQD20.83 per share with +/- 10% limit for the first session.
- Shares of Investment Bank of Iraq (BIBI) will resume trading on Sep. 22, after they approved 2013 annual financial results, distributing 10.2% cash dividend (IQD0.102 per share). The opening price will be IQD0.90 per share with +/- 10% limit for the first session.
- Subscription on 87.8bn Elaf Islamic Bank (BELF) shares will start on Sep. 21, 2014 to increase the capital to IQD250bn through 57.76% rights issue.
- Baghdad for Packing Materials (IBPM) resumed trading on Sep. 17, 2014 after they approved 2013 annual financial results and elected new board members.
- A cross transaction occurred on IQD7 bn Dijlah & Furat Bank (BDFD) shares on Sep. 17, 2014. This represents 2.8% of BDFD capital.
- Dar Al-Salam for Insurance (NDSA) will hold its AGM* on Sep. 23, 2014 to discuss and approve 2013 annual financial results and increasing its capital from IQD2.90bn to IQD3.19bn through 10% bonus issue. ISX suspended trading of NDSA starting on Sep. 16, 2014.
- Two cross transactions occurred on IQD6.0bn Union Bank (BUOI) shares on Sep. 17 and Sep. 16. These represent 2.4% of BUOI capital.
- Two cross transactions occurred on IQD4.2bn Iraqi Islamic Bank (BIIB) shares on Sep. 17 and Sep. 15. These represent 1.6% of BIIB capital.
- New shares of Kharkh Tour A. City (SKTA) from the capital increase to IQD500mn through 35.9% bonus issue resumed trading on Sep. 14, 2014.

Note: Follow Rabee Securities (RS) on Twitter, join Facebook and LinkedIn groups.



Performance of Traded Shares

Code	Paid-in Capital (IQD mn)		Closing Price (IQD)	Market Cap (IQD mn)		Weekly Chg (%)	YTD Chg (%)	Wk. Turnover (IQD'000)	Last Fin.*	P/E			P/BV				Net Profit (IQD mn)				BV (IQD mn)				Note			
	2014	2013	2014	2014	2013	2014	2014	2014	FY10	FY11	FY12	Last*	FY10	FY11	FY12	Last*	FY10	FY11	FY12	Last*	FY10	FY11	FY12	Last*				
Telecom Sector																												
Asiacell Communications PJSC	TASC	270,012	224.4	15.50	4,185,186	3,479.0	-	-8.8%	76,701	6M14	-	-	-	10.2	-	-	-	2.4	365,300	504,000	662,170	205,366	778,529	1,309,698	1,896,231	1,737,060	-	
Total		270,012	224.4		4,185,186	3,479.0			76,701															778,529	1,309,698	1,896,231	1,737,060	
Banking Sector																												
Ashur International Bank	BASH	250,000	207.8	0.82	205,000	170.4	-	13.6%	3,133	6M14	8.1	8.4	8.4	6.3	0.8	0.8	0.8	0.7	7,259	7,906	16,623	16,382	76,562	86,708	170,524	287,308	-	
Babylon Bank***	BBAY	250,000	207.8	0.47	117,500	97.7	6.8%	-41.3%	150,333	3M14	9.7	16.8	23.3	17.9	0.7	0.8	1.0	0.7	4,471	4,834	5,024	1,644	59,834	106,946	111,969	159,022	-	
Bank of Baghdad	BBOB	250,000	207.8	1.70	425,000	353.3	0.6%	-12.8%	1,684,701	6M14	13.1	18.7	12.6	12.1	1.5	2.8	1.5	1.4	13,669	20,958	25,099	17,567	118,788	139,620	207,253	308,798	-	
Commercial Bank of Iraq	BCOI	250,000	207.8	0.73	182,500	151.7	2.8%	-15.7%	254,517	3M14	6.3	17.7	9.6	16.1	0.9	0.9	0.9	0.9	13,266	7,181	13,217	2,838	94,539	135,185	143,200	193,200	-	
Dijlah & Furat Bank***	BDFD	250,000	207.8	0.69	172,500	143.4	-1.4%	-15.0%	4,900,583	6M14	9.2	7.9	6.0	44.8	0.7	0.7	0.4	1.4	3,879	5,399	7,131	1,925	53,914	57,340	115,418	124,198	-	
Dar Es Salaam Inv. Bank	BDSI	150,000	124.7	1.05	157,500	130.9	-1.9%	-6.3%	344,341	6M14	-	41.2	19.6	11.3	6.6	4.1	2.5	0.9	1,121	10,917	16,195	6,983	66,154	110,915	127,088	180,043	-	
Economy Bank	BEFI	250,000	207.8	0.72	180,000	149.6	-	-12.2%	0	3M14	9.1	14.9	6.4	8.7	1.0	1.2	1.1	0.8	10,878	9,988	26,455	5,143	96,764	121,714	154,169	230,938	Suspend/ISC	
Elaf Islamic Bank***	BELF	250,000	207.8	0.71	177,500	147.5	9.2%	-13.3%	3,550	6M14	-	4.6	12.4	13.2	-	0.8	1.0	1.0	12,306	20,968	10,746	6,735	63,319	122,636	133,382	179,983	-	
Gulf Commercial Bank***	BGUC	300,000	249.4	0.97	291,000	241.9	-	-0.5%	654,298	6M14	8.3	4.9	4.4	5.4	0.8	0.5	0.9	0.9	6,162	11,632	30,857	27,016	65,387	118,184	149,088	331,104	-	
Investment Bank of Iraq	BIBI	250,000	207.8	1.00	250,000	207.8	-	3.1%	0	6M14	7.0	9.6	113.2	6.3	0.7	0.8	1.3	0.8	8,902	9,918	1,383	19,856	88,455	117,108	118,558	321,562	Suspend/GA	
Iraqi Islamic Bank	BIIB	250,000	207.8	0.96	240,000	199.5	-	-16.1%	4,012,995	6M14	-	4.4	8.3	16.7	0.9	0.5	1.1	0.8	94	11,735	22,453	7,199	51,758	114,687	175,494	286,926	-	
Iraqi Middle East Bank	BIME	250,000	207.8	0.81	202,500	168.3	-5.8%	-35.7%	259,715	6M14	8.4	10.4	9.0	19.8	0.9	1.4	1.2	0.7	8,627	18,453	24,282	5,122	84,098	137,899	187,746	311,494	-	
Kurdistan Int. Bank	BKUI	400,000	332.5	2.20	880,000	731.5	1.4%	30.3%	17,076	6M14	15.7	10.4	18.5	17.0	1.1	1.2	1.6	1.9	9,033	24,033	34,047	25,866	131,985	206,018	390,065	452,296	-	
Mosul Bank***	BMFI	252,500	209.9	0.73	184,325	153.2	-	0.1%	0	3M14	4.5	6.3	10.6	14.0	0.7	0.8	0.8	0.7	10,224	10,673	16,261	3,282	64,390	89,155	222,430	271,229	Suspend/ISC	
Al-Mansour Bank	BMNS	250,000	207.8	1.06	265,000	220.3	-4.5%	-39.1%	765,296	6M14	28.6	16.3	24.9	14.4	1.2	1.2	1.2	0.9	3,671	7,912	11,637	9,194	84,711	109,480	250,420	283,635	-	
National Bank of Iraq	BNOI	250,000	207.8	0.82	205,000	170.4	2.5%	8.8%	12,474	6M14	35.5	34.1	8.3	13.0	0.8	0.8	0.8	0.7	1,142	2,495	15,415	7,899	52,913	105,417	154,660	274,900	-	
North Bank	BNOR	300,000	249.4	1.37	411,000	341.6	-1.4%	-25.1%	1,413,863	6M14	8.0	9.9	9.4	15.3	1.3	1.6	1.9	1.2	24,955	35,629	56,888	13,389	151,749	217,750	275,375	329,112	-	
Credit Bank of Iraq	BROI	250,000	207.8	1.04	260,000	216.1	-3.7%	-56.8%	135,147	6M14	29.9	22.9	15.4	22.8	1.8	2.4	2.0	0.9	8,181	15,733	22,947	5,708	135,093	151,965	175,547	285,002	-	
Sumer Commercial Bank	BSUC	250,000	207.8	1.01	252,500	209.9	9.8%	1.0%	317,951	6M14	117.1	-	131.7	48.4	0.7	0.8	1.0	1.0	484	237	1,170	2,608	75,748	106,000	158,735	260,490	-	
United Bank	BUND	300,000	249.4	0.82	246,000	204.5	-1.2%	-30.5%	108,944	6M14	7.9	12.4	8.7	4.5	1.4	2.2	1.5	0.7	33,309	43,459	52,818	27,419	183,987	247,446	310,265	366,252	-	
Union Bank	BUOI	252,000	209.5	1.00	252,000	209.5	-9.1%	-16.1%	6,091,359	6M14	6.1	13.7	5.7	5.5	0.7	0.8	0.9	1.1	7,324	3,828	17,935	22,932	60,579	64,406	120,405	238,478	-	
Total		5,454,500	4,534.1		5,556,825	4,619.1			21,130,276															1,860,729	2,666,579	3,851,791	5,675,971	
Industry Sector																												
Baghdad for Packing Materials	IBPM	1,080	0.9	1.66	1,793	1.5	-	-39.0%	0	6M14	-	-	-	22.7	7.6	6.9	4.1	1.6	-7	0	6	40	293	540	550	1,099	-	
Baghdad Soft Drinks	IBSD	133,000	110.6	2.39	317,870	264.2	1.3%	-18.7%	236,655	6M14	20.1	56.9	11.6	21.0	0.9	1.3	1.2	1.7	6,838	3,382	17,015	7,563	146,538	150,218	167,198	185,972	-	
Electronic Industries	IELI	18,000	15.0	1.70	30,600	25.4	3.0%	21.4%	10,757	3M14	-	-	-	-	12.1	1.4	0.7	1.2	-3,619	-2,908	-1,209	-623	3,124	32,452	31,692	24,627	-	
Fallujah for Construction Mat.***	IFCM	3,120	2.6	1.85	5,772	4.8	6.9%	-46.4%	5,452	9M13	-	34.8	49.3	107.0	2.8	2.5	3.1	2.0	3	112	184	40	1,422	1,541	2,898	2,896	-	
Nationality Househ. Furniture	IHFI	1,260	1.0	0.90	1,134	0.9	-	-10.0%	0	3M14	-	45.3	-	-	1.2	1.0	-	0.6	-22	39	0	-27	1,795	1,838	0	1,952	-	
Al-Hilal Industries	IHLI	12,375	10.3	0.71	8,786	7.3	-4.1%	20.3%	1,505	6M14	-	-	-	-	6.3	14.4	-	-	-2,013	-2,394	0	-1,849	2,296	1,015	-3,206	-3,961	-	
Iraqi for Carton Manufact. & Trading	IICM	3,795	3.2	0.41	1,556	1.3	7.9%	-41.4%	223	6M14	-	-	-	-	1.5	1.9	6.4	-	-553	-1,243	-1,341	-682	3,632	2,396	1,074	-1,290	-	
Iraqi Date Processing&Mark.	IDP	17,250	14.3	1.04	17,940	14.9	-1.0%	-8.0%	1,019,917	3M12	19.1	-	-	7.0	0.7	-	-	1.0	663	-	0	644	17,449	0	0	18,701	-	
Iraqi Engineering Works	IEW	1,500	1.2	0.85	1,275	1.1	-	-46.9%	0	6M14	65.3	10.8	-	-	2.8	1.9	2.3	0.7	54	277	0	-44	1,288	1,567	1,577	1,821	-	
Iraqi For Tufted Carpets	IITC	500	0.4	4.00	2,000	1.7	12.7%	2.6%	14,437	6M14	17.4	13.6	11.8	6.9	1.3	1.3	1.2	1.0	138	183	195	146	1,885	1,885	1,934	2,006	-	
Al-Khazer for Construction M.	IKHC	1,100	0.9	2.20	2,420	2.0	-	12.8%	0	9M13	198.4	-	-	20.6	3.0	2.1	-	1.9	17	-90	0	88	1,132	1,075	0	1,298	-	
AL-Kindi of Veterinary Vac.	IKLV	5,400	4.5	1.44	7,776	6.5	-0.7%	-42.4%	264,946	6M14	9.4	10.6	13.9	-	1.8	2.1	2.5	1.2	740	927	1,022	-216	3,799	4,736	5,758	6,386	-	

Source: Iraq Stock Exchange

Performance of Traded Shares

Industry Sector (Cont.)	Code	Paid-in Capital		Closing		Market Cap		Weekly Chg (%)	YTD Chg (%)	Wk. Turnover (IQD'000)	Last Fin.*	P/E				P/BV				Net Profit (IQD mn)				BV (IQD mn)				Note
		(IQD mn)	(\$ mn)	Price (IQD)	(IQD mn)	(\$ mn)	FY10					FY11	FY12	Last*	FY10	FY11	FY12	Last*	FY10	FY11	FY12	Last*	FY10	FY11	FY12	Last*		
Al-Mansour Pharma. Ind.	IMAP	6,469	5.4	0.79	5,111	4.2	17.9%	-12.2%	75,100	6M14	90.2	99.1	23.7	14.0	2.3	2.6	2.0	0.7	76	92	331	183	2,971	3,563	3,894	7,576	-	
Modern Chemical Industries(NR)	IMCI	180	0.1	29.48	5,306	4.4	-	0.0%	0	6M14	49.8	39.9	60.9	18.6	10.6	0.7	1.1	1.0	66	90	89	142	311	4,807	4,850	5,168	-	
Modern Construction Mat.	IMCM	5,371	4.5	0.56	3,008	2.5	-	-20.0%	0	9M13	-	-	27.7	-	0.9	0.8	1.0	0.6	-290	-166	164	1	3,072	4,534	4,686	4,687	-	
Metallic Ind. and Bicycles	IMB	7,500	6.2	0.85	6,375	5.3	-2.3%	-5.6%	1,317	6M14	-	-	-	-	2.4	2.1	2.3	3.1	-1,604	-1,080	-711	-872	5,600	4,591	4,232	2,083	Suspend/GA	
Modern Sewing	IMOS	900	0.7	3.07	2,763	2.3	0.7%	9.6%	3,559	6M14	-	130.9	-	17.1	1.7	1.7	4.0	3.0	-312	10	3	81	780	793	798	916	-	
Modern Paint Industries	IMPI	9,214	7.7	1.25	11,517	9.6	-	11.6%	40,704	3M14	-	-	-	-	3.5	2.5	2.2	1.5	42	30	-1,020	-642	10,223	10,218	9,510	7,600	-	
National Chemical Industries	INCP	15,188	12.6	0.77	11,694	9.7	-2.5%	-8.3%	37,463	3M14	-	-	-	-	6.1	9.6	1.7	1.5	-1,283	-2,138	-2,583	-719	5,373	3,150	8,430	7,915	-	
North Soft Drinks	INSD	41,438	34.4	0.35	14,503	12.1	-	-	0	3M13	-	-	-	-	0.7	0.6	0.5	0.4	-1,512	-880	47	-76	29,926	29,047	37,731	37,654	Suspend/ISC	
Ready Made Clothes	IRMC	1,593	1.3	3.32	5,290	4.4	-0.9%	-33.6%	2,134	6M14	2.5	28.7	-	56.3	1.4	5.7	6.7	3.0	700	301	38	47	1,220	1,522	1,561	1,751	-	
The Light Industries	ITLI	16,800	14.0	0.62	10,416	8.7	1.6%	-11.4%	11,080	6M14	-	-	-	-	3.2	7.4	-	-	-5,247	-3,596	-	-2,105	6,079	2,593	0	-10,943	-	
Total		303,032	251.9		474,904	394.8			1,725,249														250,210	264,081	285,166	305,916		
Hotel & Tourism Sector																												
Ashour Hotel	HASH	376	0.3	7.45	2,804	2.3	-6.9%	-26.2%	748	3M14	-	-	96.0	6.4	25.7	27.3	15.9	12.5	-71	-21	41	110	191	186	248	224	-	
Baghdad Hotel	HBAG	3,844	3.2	11.25	43,245	35.9	2.3%	-2.2%	313	6M14	-	-	-	27.3	26.1	30.5	11.3	11.2	183	-301	-337	791	1,451	1,324	2,919	3,874	-	
Babylon Hotel	HBAY	1,350	1.1	70.50	95,175	79.1	0.7%	56.7%	30,465	6M14	-	-	-	-	-	-	-	-	-350	31	0	42	-30	144	0	176	-	
Ishtar Hotels***	HISH	2,250	1.9	40.25	90,563	75.3	-4.2%	62.7%	41,023	6M14	-	69.5	-	131.6	-	-	17.5	17.3	-1,690	740	-	344	-535	215	2,362	5,232	-	
Karbala Hotels	HKAR	5,000	4.2	1.69	8,450	7.0	2.4%	30.0%	15,342	3M14	61.1	-	-	-	5.0	3.9	6.1	1.5	154	-23	0	7	1,869	1,968	2,050	5,636	-	
Mansour Hotel	HMAN	2,923	2.4	28.25	82,575	68.6	0.9%	1.4%	109,407	FY13	-	-	-	-	28.9	25.6	44.0	42.9	259	21	0	-1,088	3,888	3,910	2,326	1,923	-	
National for Tourist Invest.	HNTI	5,438	4.5	21.00	114,188	94.9	-	60.7%	0	3M14	66.9	91.3	51.6	62.1	13.5	12.5	10.9	14.4	844	668	1,325	460	4,173	4,870	6,262	7,912	Suspend/GA	
Palestine Hotel	HPAL	4,470	3.7	17.50	78,225	65.0	1.7%	0.3%	90,411	6M14	-	-	-	15.7	-	-	-	11.8	-	-	0	2,492	0	0	0	6,631	-	
Al-Sadeer Hotel	HSAD	1,239	1.0	32.00	39,648	33.0	-8.6%	70.7%	29,830	6M14	147.1	85.6	-	86.5	32.3	16.3	-	32.4	248	267	0	229	1,128	1,400	0	1,224	-	
Mosul Dam Tourist Village	HTVM	240	0.2	7.00	1,680	1.4	-12.5%	-30.1%	9,158	FY13	-	-	11.0	-	-	-	-	-	-261	-346	111	4	-342	-681	-572	-478	-	
Total		27,130	22.6		556,553	462.6			326,697														11,792	13,335	15,597	32,353		
Services Sector																												
Al-Ameen Estate Inv.(NR)	SAEI	6,960	5.8	0.60	4,176	3.5	-20.0%	-40.0%	3,365	3M14	-	-	-	-	3.0	3.2	2.9	0.6	-13	-36	-17	-10	7,000	6,960	6,943	6,836	-	
AL-Badia for General Trans	SBAG	2,200	1.8	1.90	4,180	3.5	11.8%	-50.5%	31,675	3M14	16.1	26.5	75.8	96.1	3.2	3.3	2.3	1.0	739	496	130	11	3,730	3,993	4,235	4,004	Suspend/ISC	
Baghdad Motor Cars Servicing	SBMC	1,080	0.9	1.69	1,825	1.5	-	-	0	9M12	11.8	-	-	4.9	1.9	-	-	1.0	159	-	0	279	992	0	0	1,759	Suspend/ISC	
Baghdad Passengers Transport	SBPT	500	0.4	45.00	22,500	18.7	27.8%	35.5%	27,153	3M14	21.0	-	-	110.2	6.6	18.4	-	16.0	191	58	0	51	603	663	0	1,409	-	
Iraqi for General Transp.	SIGT	1,500	1.2	7.21	10,815	9.0	-	-	0	3M13	-	-	-	-	-	-	-	-	-	-	0	-78	0	0	0	5,208	Suspend/ISC	
Iraqi Land Transport	SILT	14,000	11.6	1.80	25,200	20.9	1.1%	-16.3%	111,820	6M14	18.8	24.6	31.7	-	3.4	2.6	2.5	1.3	2,631	2,174	1,735	19	14,543	20,560	22,093	19,664	-	
Kharkh Tour Amusement City	SKTA	500	0.4	6.70	3,350	2.8	-	0.4%	100,780	6M14	16.8	27.6	15.1	28.0	6.0	8.0	5.5	4.8	83	95	168	60	231	326	459	693	-	
Al-Mosul for Furfairs	SMOF	400	0.3	16.00	6,400	5.3	-	-22.1%	6,281	9M13	17.7	17.3	10.7	6.7	6.2	4.8	3.9	2.5	395	351	674	721	1,127	1,252	1,822	2,556	-	
Mamoura Realstate Inv.***	SMRI	16,511	13.7	3.83	63,237	52.6	0.8%	-1.8%	200,048	6M14	33.5	80.2	137.9	-	2.1	2.9	4.2	3.9	809	481	419	60	12,892	13,373	13,716	16,107	-	
AL-Nukhba for Construction	SNUC	2,000	1.7	0.77	1,540	1.3	-2.5%	-14.4%	2,274	3M14	12.3	13.8	-	49.4	2.6	2.2	-	0.8	455	421	-84	8	2,174	2,595	0	2,034	-	
Total		45,651	37.9		143,223	119.1			483,396														43,291	49,722	49,270	60,269		

Source: Iraq Stock Exchange

Performance of Traded Shares

Code	Paid-in Capital		Closing Price (IQD)	Market Cap		Weekly Chg (%)	YTD Chg (%)	Wk. Turnover (IQD'000)	Last Fin.*	P/E				P/BV				Net Profit (IQD mn)				BV (IQD mn)			Note		
	(IQD mn)	(\$ mn)		(IQD mn)	(\$ mn)					FY10	FY11	FY12	Last*	FY10	FY11	FY12	Last*	FY10	FY11	FY12	Last*	FY10	FY11	FY12		Last*	
Agriculture Sector																											
Al-Ahliya for Agricultural Prod.	AAHP	575	0.5	1.10	633	0.5	-	-	0	9M13	-	-	-	18.0	3.4	2.4	3.2	2.9	-12	0	-50	26	187	198	172	218	-
Iraqi Agr. Prod. Meat***	AIPM	4,500	3.7	6.10	27,450	22.8	-3.2%	-20.8%	34,631	9M13	-	-	100.5	-	3.7	5.1	5.8	3.7	40	126	375	-86	5,744	5,956	6,518	7,396	-
Iraqi Agricultural Products	AIRP	360	0.3	12.00	4,320	3.6	-	-9.8%	0	3M14	18.5	22.5	-	15.8	1.7	2.2	-	4.6	91	104	0	69	983	1,041	0	942	-
Iraqi for Seed Production	AISP	5,128	4.3	7.25	37,181	30.9	1.4%	15.7%	50,277	3M12	5.7	13.8	-	-	3.1	5.1	-	5.8	874	954	0	-3,294	1,622	2,588	0	6,372	-
Modern Animal & Agr. Production	AMAP	3,600	3.0	0.70	2,520	2.1	7.7%	-17.6%	210	9M13	30.0	19.5	11.8	19.8	0.9	0.2	1.4	1.0	26	46	278	95	834	4,251	2,409	2,584	-
Middle East for Prod.- Fish	AMEF	300	0.2	9.40	2,820	2.3	13.9%	-24.8%	3,117	9M13	69.0	64.7	14.4	8.4	11.7	5.4	3.3	2.0	87	118	334	334	514	1,408	1,452	1,442	-
Total		14,463	12.0		74,924	62.3			88,235														9,884	15,441	10,550	18,956	
Insurance Sector																											
Ahliya For Insurance	NAHF	2,500	2.1	1.00	2,500	2.1	8.7%	13.6%	11,000	3M14	14.4	33.2	10.0	10.2	0.9	0.8	0.8	0.8	119	67	227	61	1,970	2,625	2,815	3,206	-
Al-Ameen for Insurance***	NAME	3,000	2.5	1.45	4,350	3.6	3.6%	8.8%	7,971	3M14	34.7	17.7	7.8	5.2	0.8	1.1	0.8	1.2	39	138	268	210	1,666	2,226	2,677	3,737	-
Dar Al-Salam for Insurance	NDSA	2,900	2.4	2.10	6,090	5.1	-	-3.2%	0	6M14	43.4	31.7	20.1	10.7	3.1	2.5	1.3	1.4	221	252	253	283	3,091	3,236	3,838	4,487	Suspend/GA
Gulf Insurance&Reinsurance	NGIR	2,000	1.7	0.69	1,380	1.1	1.5%	7.8%	31,551	3M13	56.1	-	-	2.4	1.4	0.7	-	0.5	26	-79	0	143	1,054	2,080	0	2,515	-
Al-Hamraa for Insurance (NR)	NHAM	3,000	2.5	1.71	5,130	4.3	-	50.0%	0	3M14	7.9	2.9	-	4.5	1.2	1.1	-	0.9	285	1,130	0	286	1,913	3,075	0	5,712	Suspend/GA
Total		13,400	11.1		19,450	16.2			50,522														9,694	13,241	9,330	19,657	
Investment Sector																											
Al-Ameen Financial Inv. (NR)	VAMF	1,000	0.8	1.21	1,210	1.0	-17.1%	-20.4%	42,050	9M12	-	-	-	-	1.1	0.7	-	1.6	-41	-14	0	-6	629	740	0	734	-
AL- Batek Investment(NR)	VBAT	1,000	0.8	0.80	800	0.7	-	-11.1%	0	3M14	69.9	84.4	22.0	-	0.6	0.6	0.6	0.6	13	11	41	-13	1,460	1,471	1,505	1,430	-
Al-Khair for Financial Inv. (NR)	VKHF	7,000	5.8	0.40	2,800	2.3	-	-4.8%	0	FY12	37.2	-	-	-	0.4	0.5	0.3	0.4	73	-238	-348	-348	7,691	7,453	7,077	7,077	Suspend/ISC
Bain Al-Nahrain Financial Inv.(NR)	VMES	1,000	0.8	1.00	1,000	0.8	-	-	0	3M13	-	50.9	2.7	-	1.1	0.9	0.7	0.8	-81	17	330	-16	894	911	1,236	1,236	-
AL-Wiaam for Financial Inv.	VWIF	2,000	1.7	1.20	2,400	2.0	-	-20.0%	0	3M14	-	21.2	88.0	-	1.5	1.4	1.4	1.1	11	151	36	-15	1,641	2,232	2,268	2,169	-
Al-Zawraa for Financial Inv.	VZAF	1,150	1.0	0.85	978	0.8	-	-15.0%	0	3M14	22.3	12.9	-	6.9	0.9	0.9	-	0.7	49	89	0	36	1,178	1,268	0	1,339	-
Total		13,150	10.9		9,188	7.6			42,050														13,494	14,075	12,085	13,985	
Grand Total		6,141,339	5,105		11,020,252	9,161			23,923,126														2,977,624	4,346,172	6,130,020	7,864,166	

Source: Iraq Stock Exchange

*Last Financials: The date of the most recent financial statements.

P/E (Last): We divide "Current MCap" to "annualized YTD profit".

P/BV (Last): Calculated by dividing "Current MCap" to "BV in its Last Financials".

For P/E calculation, we will use unaudited 2012-year-end financial statements until the companies announce their audited financial statements. Generally, the companies don't announce after tax profit in their unaudited financial statements, so while calculating P/E with unaudited financial statements, we use estimated net profit=(profit before tax) X (1- previous year's effective tax rate)).

**When the original shares resume trading, we start using the number of shares that the company will reach after the capital increase with the assumption that the capital increase was reflected to the price of the shares. We use the new capital in calculating MCap, too.

Note: "Suspend/ISC" companies are not trading due to ISC Instructions.

"Suspend/GA" companies are not trading due to General Assembly Meetings

"(NR)": These are the companies which are trading in the Non-Regular market (in compliance with Iraq Securities Commission law numbered 132/9 on 20/12/2012). These companies were moved to the secondary market (no regular) because of the decrease in their trading volume and the number of days that these companies are being traded for. Please note, according to the Regulations of the Secondary Market, in each trading session, the average share price will be calculated for each share. The maximum increase and decrease of +/- 20% will be based on the average price in the previous session. The price should be valid during three effective trading sessions after the listing and it will be free in the first trading session after capital increasing.

For any inquiries, contact:

Research

Aysegul Ozge Ozgur - SVP, Head of Research (aozgur@rs.iq)

Tugba Tan, Analyst (ttan@rs.iq)

research@rs.iq

Tel: +90 212 219 2524

Mob: +90 539 456 4566

Trading

traders@rs.iq

Tel: +964 727 002 0407

Info

info@rs.iq

Tel: +964 (790) 133 1492

RS Bloomberg page: <RSIQ>

RS Website: RS.IQ



Asiacell has won "EMEA Finance's Best IPO in EMEA award" in EMEA Finance's Achievement Awards 2013.
(Arranger of the deal: Rabee Securities (RS))



Asiacell was named the winner of the corporate finance category in the 2013 Association of Corporate Treasures Middle East Deals (ACTME) of the Year Awards
(Arranger of the deal: Rabee Securities (RS))



Best Brokerage
House in Iraq
2011 & 2013



**TMT FINANCE MIDDLE EAST & NORTH AFRICA
2013 CONFERENCE & AWARDS WINNERS**

**EQUITY CAPITAL MARKETS DEAL OF THE YEAR -
ASIACELL IPO ADVISED BY RABEE SECURITIES**

**WELCOME TO
IRAQ**

RS is a proud sponsor of the Iraq Pavilion of
Venice Biennale 2013.

Baghdad HQ

903/14/19
Karada, Baghdad, Iraq
Tel: +964 727 002 0407

Erbil

Italian Village offices
Office Number: 32, Erbil, Iraq
Tel: +964 770 493 9999

Suleymani

Rand Gallery
Office No: 9, Floor:3 , Suleymani, Iraq
Tel: +964 770 651 9944

Istanbul Rep. Office

Halaskargazi cad. 103
No: 7A Osmanbey, Istanbul, Turkey
Tel: +90 212 219 2524
Mob: +90 539 456 4566

DISCLAIMER

This publication may not be reproduced, modified, or re-disseminated in whole or in part without the prior written permission of Rabee Securities. The information provided herein is of a general nature and for informational purposes only and is not intended to serve as an offer or solicitation with respect to the purchase or sale of any security, or as a recommendation to adopt any particular trading strategy. Such information is subject to change without prior notice. Although Rabee Securities obtains information from sources it considers reliable, Rabee Securities makes no representations or warranties, express or implied, as to the information's accuracy or completeness. Furthermore, such information may be incomplete or condensed. Rabee Securities, its affiliates, directors, employees, assigns, agents, and successors bear no liability for any errors or omissions in this publication or for any losses arising from the use of or reliance upon this information. This limitation on liability applies to direct, indirect, consequential, special, punitive, or other damages, as well as damages for loss of profits or business interruption. Investors shall bear all responsibility for investment decisions taken on the basis of the contents of this report. Rabee Securities strongly advises potential investors to seek financial guidance when determining whether an investment is appropriate to their needs. All estimates included in this report constitute Rabee Securities' opinion as of the date published on the report and are subject to change without notice.