

**For any inquiries, contact:**

**Research**

Aysegul Ozge Ozgur - SVP, Head of Research ([aogzur@rs.iq](mailto:aogzur@rs.iq))  
Tugba Tan, Analyst ([ttan@rs.iq](mailto:ttan@rs.iq))  
[research@rs.iq](mailto:research@rs.iq)

**Trading**

[traders@rs.iq](mailto:traders@rs.iq)  
Address: 903/14/19

Karada  
Baghdad-Iraq

Tel: +964 (0) 727 002 0407

[info@rs.iq](mailto:info@rs.iq)

**RS Website: RS.IQ**

**RS Bloomberg page: <RSIQ>**

**Closing prices for the shares traded on the ISX are now available on Bloomberg.**

**DISCLAIMER**

This publication may not be reproduced, modified, or re-disseminated in whole or in part without the prior written permission of Rabee Securities. The information provided herein is of a general nature and for informational purposes only and is not intended to serve as an offer or solicitation with respect to the purchase or sale of any security, or as a recommendation to adopt any particular trading strategy. Such information is subject to change without prior notice. Although Rabee Securities obtains information from sources it considers reliable, Rabee Securities makes no representations or warranties, express or implied, as to the information's accuracy or completeness. Furthermore, such information may be incomplete or condensed. Rabee Securities, its affiliates, directors, employees, assigns, agents, and successors bear no liability for any errors or omissions in this publication or for any losses arising from the use of or reliance upon this information. This limitation on liability applies to direct, indirect, consequential, special, punitive, or other damages, as well as damages for loss of profits or business interruption. Investors shall bear all responsibility for investment decisions taken on the basis of the contents of this report. Rabee Securities strongly advises potential investors to seek financial guidance when determining whether an investment is appropriate to their needs. All estimates included in this report constitute Rabee Securities' opinion as of the date published on the report and are subject to change without notice.

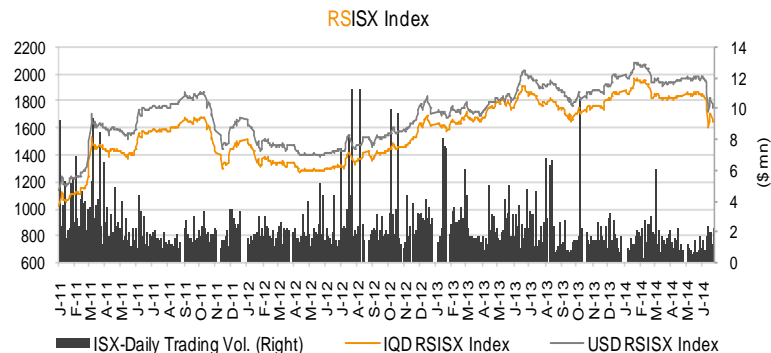
**Daily Bulletin / Wednesday**

**Iraqi Dinar Value**

(CBI Auction Price: 1166 / Market Exchange Rate: 1217)

**Daily Value Traded**

**IQD2,623,805,000**



**The RSISX Performance**

	Close	Change	YTD Change
<b>IQD RSISX</b>	1649	0.2%	-11.6%
<b>USD RSISX</b>	1759	0.2%	-11.5%

**News from Iraq**

**Politics**

- Massoud Barzani, President of Kurdistan Region said that the situation in Iraq cannot be sustained as the current, adding that the Iraqi government did not ask them to fight ISIL, but stressed that they would defend Kurdistan against any aggressor. Barzani said in an interview with Christiane Amanpour about the future of Iraq and the sectarian divisions in the country, at a time he said that Iraq is no longer the same, and that the State is witnessing "a new Iraq." (Zawya)
- Head of Muthahidon Coalition, the Speaker, Osama al-Nijaiji discussed with British Ambassador Simon Cowles security and political situation in Iraq. A statement by Nijaiji's office cited "Both sides discussed, during the meeting, the security and political situation in Iraq and the constitutional requirements to hold the first meeting of the parliament to nominate the speaker, the President of the Republic and then assigning the President of the Council of Ministers." (Iraqi News)

**Economics**

- Turkish Energy Minister Taner Yildiz told journalists on Monday that a third shipment of oil from Iraq's Kurdistan Regional Government (KRG) had been transported via Turkey's Ceyhan pipeline and that a fourth were being prepared for shipment. According to a report from Cihan, the transactions for the oil sales are being conducted by the Turkish state-run Halkbank, and \$93mn has been deposited in the bank after the sale of the first KRG oil shipment last month. (Iraq Business News)

**ISX - Company Announcements**

- New & original shares of Iraqi Middle East Bank (BIME) from the capital increase to IQD250bn through 66.7% rights issue will resume trading on June 29, 2014 after fulfilling ISC's disclosure requirements. The opening price will be IQD1.36 per share with +/- 50% limit for the first session.
- Original shares of Modern Chemical Industries (IMCI) will resume trading on June 29, 2014 after they discussed and approved 2013 financial results, increasing its capital from IQD135mn to IQD180mn through 33% bonus issue and distributing 50% (IQD0.50 per share) cash dividend. The opening price will be IQD1.36 per share with +/- 50% limit for the first session.
- Ashur International Bank (BASH) will hold its AGM\* on July 2, 2014 to discuss and approve 2013 annual financial results and distributing 6% (IQD0.06 per share) cash dividend. ISX suspended trading of BASH starting today (Jun. 25, 2014).
- Shares of Iraqi for Tufted Carpets (IITC) resumed trading today (June 25, 2014) after they discussed and approved 2013 financial results and distributing 25% (IQD0.25 per share) cash dividend.

*\*(Please note that the ex-date for capital increases and dividend distributions is referred to as "Trading-Suspension day" which is normally one week before the General Assembly Meetings.)*

**Best and Worst Performers**

Best Performers	Code	Closing Price(IQD)	% Chg.	Trading Vol. (\$'000)/d
Fallujah Construction Materials	IFCM	2.100	9.9%	0.8
Al-Mansour Pharmaceuticals Ind.	IMAP	0.680	4.6%	0.1
Iraqi for Seed Production	AISP	7.000	4.5%	39.8
United Bank	BUND	0.750	2.7%	0.2
Mamoura Realstate	SMRI	4.350	2.4%	34.6

Worst Performers	Code	Closing Price(IQD)	% Chg.	Trading Vol. (\$'000)/d
Al-Sadeer Hotel	HSAD	29.750	-9.8%	1.2
Mansour Bank	BMNS	1.140	-9.5%	341.7
Dijlah & Furat Bank	BDFD	0.590	-9.2%	0.2
Al-Ameen Insurance	NAME	1.350	-3.6%	0.4
Commercial Bank of Iraq	BCOI	0.640	-1.5%	43.5

Top 5 Traded Volume	Code	Trading Vol. (IQDmn)/d	Trading Vol. (\$'000)/d	Share in total T. Volume
Asiacell Communications PJSC	TASC	833.8	685.2	31.8%
Kurdistan Int. Bank	BKUI	490.0	402.6	18.7%
Mansour Bank	BMNS	415.9	341.7	15.9%
Sumer Commercial Bank	BSUC	346.3	284.6	13.2%
Bank of Baghdad	BBOB	265.2	217.9	10.1%

**Distribution of Trading Volumes by Sectors**

Sector	Trading Vol. (IQD mn)/d	Trading Vol. ('000 \$)/d	Share in Total Trading Volume (%)
Telecom Sector	833.8	685.2	31.8%
Banking Sector	1,627.1	1,337.0	62.0%
Industry Sector	20.5	16.8	0.8%
Hotels & Tourism Sec.	30.7	25.3	1.2%
Services Sector	62.7	51.5	2.4%
Agriculture Sector	48.5	39.9	1.8%
Insurance Sector	0.4	0.4	0.0%
Investment Sector	-	-	-
<b>Total</b>	<b>2,623.8</b>	<b>2,156.0</b>	<b>100.0%</b>

## Daily Transactions in Brief

The RSISX index ended the day at **IQD1,649 / \$1,759, +0.2% (-11.6% YTD and -11.5% YTD, respectively)**.

The number of traded shares was **1.6bn** and the trading volume was **IQD2.6bn (\$2.2mn)**.

**12** out of **31** traded listed stocks' price increased while the prices of **11** stocks decreased, and the price of remaining **8** stocks haven't changed.

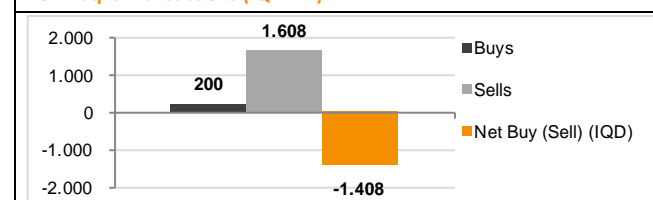
### Non Iraqis executed 196 transactions in this session:

**Buys** - 28 transactions in 4 companies operating in banking and services sectors.

**Sells** - 168 transactions in 6 companies operating in telecom, banking and agriculture sectors.

Net sales realized at **IQD1.4bn (\$1.2mn)**, while their share in total trading volume was **34.4%**.

Non Iraqi's Transactions (IQD mn)



Note: Follow Rabee Securities (RS) on Twitter, join Facebook and LinkedIn groups.



## Performance of Traded Shares

Company Names	ISX Code	Opening Price (IQD/share)	Price at Session Close (IQD/share)	Previous Closing Price (IQD/share)	Change in Closing Price	Highest Price (IQD/share)	Lowest Price (IQD/share)	No. of Trades (#/d)	No. of Traded Shares (mn)/d	Trading Vol. (IQDmn) /d	Avg. daily trading vol. ('000 \$)*	Mcap (\$mn)	Last Fin.**	P/E (Last)	P/BV (Last)
<b>Telecom Sector</b>															
Asiaccell Communications PJSC	TASC	14.25	14.25	14.25	0.0%	14.25	14.25	5	59	834	17.7	3,161.6	3M14	9.4	-
Telecom Sector Total								5	59	834		3,161.6			
<b>Banking Sector</b>															
Ashur International Bank	BASH	-	Suspend/GA	0.86	-	-	-	-	-	-	3.7	176.7	3M14	11.7	0.8
Babylon Bank***	BBAY	-	no trade	0.45	-	-	-	-	-	-	11.9	92.4	3M14	27.9	0.7
Bank of Baghdad	BBOB	1.46	1.53	1.50	2.0%	1.56	1.44	90	175	265	202.8	314.3	3M14	11.8	1.3
Commercial Bank of Iraq	BCOI	0.65	0.64	0.65	-1.5%	0.65	0.64	29	82	53	35.7	131.5	3M14	17.4	0.8
Dijlah & Furat Bank***	BDFD	0.59	0.59	0.65	-9.2%	0.59	0.59	1	0	0	1.6	75.6	3M14	22.7	0.8
Dar Es Salaam Inv. Bank	BDSI	0.82	0.83	0.82	1.2%	0.83	0.82	10	13	11	18.9	102.3	3M14	9.5	0.7
Economy Bank***	BEFI	-	Suspend/ISC	0.72	-	-	-	-	-	-	0.2	147.9	FY13	29.7	0.8
Elaf Islamic Bank***	BELF	-	no trade	0.64	-	-	-	-	-	-	0.4	131.5	3M14	14.5	0.9
Gulf Commercial Bank	BGUC	-	Suspend/GA	1.09	-	-	-	-	-	-	153.6	223.9	3M14	8.3	0.8
Investment Bank of Iraq	BIBI	0.95	0.96	0.96	0.0%	0.97	0.95	8	34	32	44.5	197.2	3M14	7.8	0.8
Iraqi Islamic Bank	BIIB	-	no trade	1.00	-	-	-	-	-	-	21.0	205.4	3M14	9.6	0.9
Iraqi Middle East Bank	BIME	-	Suspend/GA	1.60	-	-	-	-	-	-	-	197.2	3M14	12.1	1.1
Kurdistan Int. Bank***	BKUI	1.61	1.65	1.62	1.9%	1.66	1.46	96	324	490	28.2	542.3	3M14	21.6	1.5
Mosul Bank***	BMFI	-	Suspend/ISC	0.73	-	-	-	-	-	-	80.8	151.5	3M14	5.8	0.7
Al-Mansour Bank	BMNS	1.26	1.14	1.26	-9.5%	1.26	1.14	107	362	416	20.0	234.2	3M14	12.9	1.1
National Bank of Iraq	BNOI	-	Suspend/GA	0.77	-	-	-	-	-	-	6.2	158.2	3M14	20.2	1.1
North Bank	BNOR	-	Suspend/GA	1.54	-	-	-	-	-	-	94.0	335.3	3M14	9.6	1.2
Credit Bank of Iraq	BROI	1.12	1.13	1.11	1.8%	1.13	1.11	12	11	13	63.5	232.1	3M14	23.3	1.0
Sumer Commercial Bank	BSUC	0.72	0.72	0.72	0.0%	0.72	0.72	5	481	346	8.0	147.9	3M14	62.8	0.7
United Bank	BUND	0.72	0.75	0.73	2.7%	0.75	0.72	2	0	0	18.4	184.9	3M14	7.5	0.6
Union Bank***	BUOI	0.97	0.97	0.97	0.0%	0.97	0.97	1	0	0	41.2	200.9	3M14	5.9	1.1
Banking Sector Total								361	1,483	1,627		4,183.1			

Source: Iraq Stock Exchange

## Performance of Traded Shares

Company Names	ISX Code	Opening Price (IQD/share)	Price at Session Close (IQD/share)	Previous Closing Price (IQD/share)	Change in Closing Price	Highest Price (IQD/share)	Lowest Price (IQD/share)	No. of Trades (#/d)	No. of Traded Shares (mn)/d	Trading Vol. (IQDmn) /d	Avg. daily trading vol. ('000 \$)*	Mcap (\$mn)	Last Fin.**	P/E (Last)	P/BV (Last)
<b>Industry Sector</b>															
Baghdad for Packing Materials	IBPM	-	no trade	1.67	-	-	-	-	-	-	0.7	1.5	3M14	11.6	1.6
Baghdad Soft Drinks	IBSD	-	Suspend/GA	2.97	-	-	-	-	-	-	73.7	324.6	3M14	38.8	2.2
Electronic Industries	IELI	-	no trade	1.59	-	-	-	-	-	-	5.2	23.5	3M14	-	1.2
Fallujah for Construction Mat.***	IFCM	2.10	2.10	1.91	9.9%	2.10	2.10	1	0	1	0.6	5.4	9M13	121.5	2.3
Nationality Househ. Furniture	IHFI	-	no trade	0.90	-	-	-	-	-	-	0.0	0.9	3M14	-	0.6
Al-Hilal Industries	IHLI	0.65	0.64	0.65	-1.5%	0.65	0.64	7	9	5	6.1	6.5	6M13	-	-
Iraqi for Carton Manufact. & Trading	IICM	-	no trade	0.48	-	-	-	-	-	-	0.3	1.5	9M13	-	5.4
Iraqi Date Processing&Mark.	IIDP	-	Suspend/ISC	1.24	-	-	-	-	-	-	8.2	17.6	3M12	8.3	1.1
Iraqi Engineering Works	IIEW	-	no trade	1.00	-	-	-	-	-	-	0.4	1.2	3M14	-	0.8
Iraqi For Tufted Carpets	IITC	-	no trade	4.25	-	-	-	-	-	-	0.2	1.6	3M14	13.9	1.0
Al-Khazer for Construction M.	IKHC	-	no trade	2.20	-	-	-	-	-	-	0.0	2.0	9M13	20.6	1.9
AL- Kindi of Veterinary Vac.	IKLV	1.38	1.38	1.40	-1.4%	1.38	1.38	8	4	6	4.3	6.1	3M14	-	1.2
Al-Mansour Pharma. Ind.	IMAP	0.68	0.68	0.65	4.6%	0.68	0.68	1	0	0	3.7	3.6	3M14	10.8	0.6
Modern Chemical Industries(NR)	IMCI	-	Suspend/GA	39.80	-	-	-	-	-	-	0.0	4.4	9M13	78.3	1.1
Modern Construction Mat.	IMCM	-	no trade	0.62	-	-	-	-	-	-	0.0	2.7	9M13	-	0.7
Metallic Ind. and Bicycles	IMIB	-	no trade	0.85	-	-	-	-	-	-	0.3	5.2	3M14	3.1	2.6
Modern Sewing	IMOS	-	Suspend/GA	3.50	-	-	-	-	-	-	1.0	2.6	FY13	27.1	3.4
Modern Paint Industries	IMPI	0.95	0.94	0.95	-1.1%	0.95	0.94	8	7	7	3.5	7.1	9M13	-	1.0
National Chemical Industries	INCP	0.78	0.75	0.76	-1.3%	0.78	0.75	2	2	1	6.3	9.4	9M13	-	1.4
North Soft Drinks	INSD	-	Suspend/ISC	0.35	-	-	-	-	-	-	-	11.9	3M13	-	0.4
Ready Made Clothes	IRMC	-	no trade	4.00	-	-	-	-	-	-	0.3	5.2	3M14	17.5	3.9
The Light Industries	ITLI	-	no trade	0.62	-	-	-	-	-	-	5.0	8.6	9M13	-	6.0
<b>Industry Sector Total</b>								<b>27</b>	<b>22</b>	<b>20</b>		<b>453.2</b>			
<b>Hotels &amp; Tourism Sector</b>															
Ashour Hotel	HASH	-	no trade	7.84	-	-	-	-	-	-	0.5	2.4	3M13	59.0	11.9
Baghdad Hotel	HBAG	-	Suspend/GA	10.80	-	-	-	-	-	-	6.9	34.1	9M13	31.5	14.2
Babylon Hotel	HBAY	-	no trade	75.70	-	-	-	-	-	-	34.1	84.0	3M14	-	-
Ishtar Hotels***	HISH	-	no trade	33.00	-	-	-	-	-	-	4.6	61.0	6M13	41.6	23.0
Karbala Hotels	HKAR	1.60	1.60	1.60	0.0%	1.60	1.60	16	13	21	8.3	6.6	9M13	-	1.5
Mansour Hotel	HMAN	26.40	26.50	26.25	1.0%	26.50	26.40	4	0	4	6.4	63.6	6M13	-	37.7
National for Tourist Invest.	HNTI	15.00	14.95	14.70	1.7%	15.00	14.95	6	0	4	15.3	66.8	6M13	49.6	11.5
Palestine Hotel	HPAL	15.60	15.60	15.70	-0.6%	15.60	15.60	1	0	0	47.8	57.3	3M14	12.9	12.7
Al-Sadeer Hotel	HSAD	29.75	29.75	33.00	-9.8%	29.75	29.75	1	0	1	5.8	30.3	3M14	130.5	34.9
Mosul Dam Tourist Village	HTVM	-	no trade	6.30	-	-	-	-	-	-	1.5	1.2	FY13	-	-
<b>Hotel&amp;Tourism Sector Total</b>								<b>28</b>	<b>14</b>	<b>31</b>		<b>407.4</b>			
<b>Services Sector</b>															
Al-Ameen Estate Inv.(NR)	SAEI	-	no trade	0.75	-	-	-	-	-	-	2.0	4.3	3M14	-	0.8
AL-Badia for General Trans	SBAG	1.68	1.65	1.65	0.0%	1.68	1.60	6	1	2	5.5	3.0	3M14	83.4	0.9
Baghdad Motor Cars Servicing	SBMC	-	Suspend/ISC	1.69	-	-	-	-	-	-	-	1.5	9M12	4.9	1.0
Baghdad Passengers Transport	SBPT	35.00	35.00	35.00	0.0%	35.00	35.00	1	0	0	1.3	14.4	3M14	85.7	12.4

Source: Iraq Stock Exchange

**Performance of Traded Shares**

Company Names	ISX Code	Opening Price (IQD/share)	Price at Session Close (IQD/share)	Previous Closing Price (IQD/share)	Change in Closing Price	Highest Price (IQD/share)	Lowest Price (IQD/share)	No. of Trades (#/d)	No. of Traded Shares (mn)/d	Trading Vol. (IQDmn) /d	Avg. daily trading vol. ('000 \$)*	Mcap (\$mn)	Last Fin.**	P/E (Last)	P/BV (Last)
<b>Services Sector (Cont.)</b>															
Iraqi for General Transp.	SIGT	-	Suspend/ISC	7.21	-	-	-	-	-	-	-	8.9	6M13	-	2.1
Iraqi Land Transport	SILT	1.71	1.73	1.75	-1.1%	1.75	1.70	17	8	15	19.4	19.9	9M13	-	1.2
Kharkh Tour Amuzement City	SKTA	7.45	7.45	7.40	0.7%	7.45	7.45	6	0	3	1.2	2.3	3M14	16.1	4.1
Al-Mosul for Funfairs	SMOF	-	no trade	18.00	-	-	-	-	-	-	1.3	5.9	9M13	7.5	2.8
Mamoura Realestate Inv.	SMRI	4.10	4.35	4.25	2.4%	4.35	4.10	10	10	42	58.8	53.7	3M14	-	4.1
AL-Nukhba for Construction	SNUC	-	no trade	0.81	-	-	-	-	-	-	0.9	1.3	3M14	52.0	0.8
<b>Services Sector Total</b>								<b>40</b>	<b>20</b>	<b>63</b>		<b>115.1</b>			
<b>Agriculture Sector</b>															
Al-Ahlyia for Agricultural Prod.	AAHP	-	no trade	1.10	-	-	-	-	-	-	0.0	0.5	9M13	18.0	2.9
Iraqi Agr. Prod. Mark. Meat***	AIPM	-	no trade	6.45	-	-	-	-	-	-	1.1	23.8	9M13	-	3.9
Iraqi Agricultural Products	AIRP	-	no trade	12.83	-	-	-	-	-	-	0.2	3.8	3M14	16.9	4.9
Iraqi for Seed Production***	AISP	6.70	7.00	6.70	4.5%	7.00	6.70	40	7	48	9.2	29.5	3M12	-	5.6
Modern Animal & Agr. Production	AMAP	-	no trade	0.68	-	-	-	-	-	-	0.3	2.0	9M13	19.3	0.9
Middle East for Prod.- Fish	AMEF	9.99	9.99	9.99	0.0%	9.99	9.99	3	0	0	0.2	2.5	FY12	9.0	2.1
<b>Agriculture Sector Total</b>								<b>43</b>	<b>7</b>	<b>49</b>		<b>62.1</b>			
<b>Insurance Sector</b>															
AHliya For Insurance	NAHF	-	no trade	0.92	-	-	-	-	-	-	0.6	1.9	3M14	9.4	0.7
Al-Ameen for Insurance	NAME	1.35	1.35	1.40	-3.6%	1.35	1.35	3	0	0	1.5	3.3	3M14	4.8	1.1
Dar Al-Salam for Insurance	NDSA	-	no trade	2.10	-	-	-	-	-	-	0.2	5.0	FY13	19.8	1.5
Gulf Insurance&Reinsurance	NGIR	-	no trade	0.60	-	-	-	-	-	-	0.0	1.0	3M13	2.1	0.5
Al-Hamraa for Insurance (NR)	NHAM	-	no trade	1.71	-	-	-	-	-	-	-	4.2	3M14	4.5	0.9
<b>Insurance Sector Total</b>								<b>3</b>	<b>0</b>	<b>0</b>		<b>15.4</b>			
<b>Investment Sector</b>															
Al-Ameen Financial Inv. (NR)	VAMF	-	no trade	1.60	-	-	-	-	-	-	0.2	1.3	9M12	-	2.2
AL- Batek Investment(NR)	VBAT	-	no trade	0.80	-	-	-	-	-	-	0.0	0.7	3M14	-	0.6
Al-Khair for Financial Inv. (NR)	VKHF	-	no trade	0.40	-	-	-	-	-	-	0.0	2.3	FY12	-	0.4
Bain Al-Nahrain Financial Inv.(NR)	VMES	-	no trade	1.00	-	-	-	-	-	-	-	0.8	3M13	-	0.8
AL-Wiaam for Financial Inv.	VWIF	-	no trade	1.20	-	-	-	-	-	-	0.0	2.0	3M14	-	1.1
Al-Zawraa for Financial Inv.	VZAF	-	no trade	0.85	-	-	-	-	-	-	0.0	0.8	3M14	6.9	0.7
<b>Investment Sector Total</b>								<b>-</b>	<b>-</b>	<b>-</b>		<b>7.9</b>			
<b>Grand Total</b>								<b>507</b>	<b>1,605</b>	<b>2,624</b>		<b>8,406.0</b>			

Source: Iraq Stock Exchange

\*Average data was calculated according to recent six months, by dividing the total daily trading volume (excluding two highest trading vol.) to total number of trading days (excluding the No. of days share were suspended due to GA or by ISC).

\*\* Last Financials: The date of the most recent financial statements.

P/E (Last): We divide "Current MCap" to "annualized YTD profit".

P/BV (Last): Calculated by dividing "Current Mcap" to "BV in its Last Financials".

\*\*\*When the original shares resume trading, we start using the number of shares that the company will reach after the capital increase with the assumption that the capital increase was reflected to the price of the shares. We use the new capital in calculating Mcap.

Note: "Suspend/ISC" companies are not trading due to ISC Instructions.

"Suspend/GA" companies are not trading due to General Assembly Meetings.

"(NR)": These are the companies which are trading in the Non-Regular market (in compliance with Iraq Securities Commission law numbered 132/9 on 20/12/2012). These companies were moved to the secondary market (non-regular) because of the decrease in their trading volume and the number of days that these companies are being traded for. Please note, according to the Regulations of the Secondary Market, in each trading session, the average share price will be calculated for each share. The maximum increase and decrease of +/- 20% will be based on the average price in the previous session. The price should be valid during three effective trading sessions after the listing, and it will be free in the first trading session after capital increasing.

For any inquiries, contact:

**Research**

Aysegul Ozge Ozgur - SVP, Head of Research ([aozgur@rs.iq](mailto:aozgur@rs.iq))

Tugba Tan, Analyst ([ttan@rs.iq](mailto:ttan@rs.iq))

[research@rs.iq](mailto:research@rs.iq)

Tel: +90 212 219 2524

Mob: +90 539 456 4566

**Trading**

[traders@rs.iq](mailto:traders@rs.iq)

Tel: +964 727 002 0407

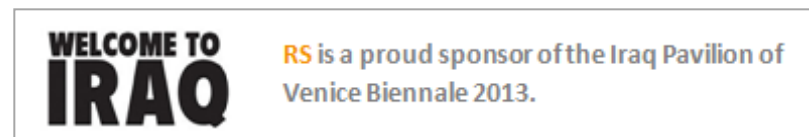
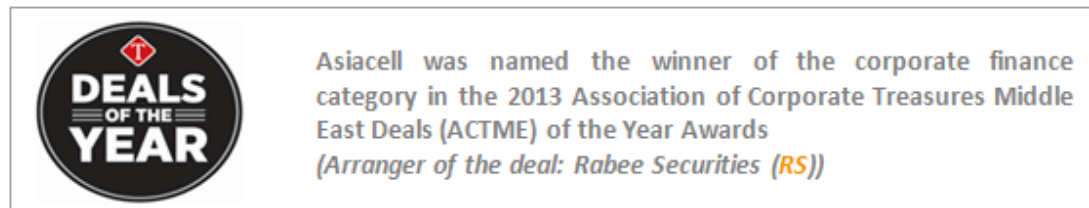
**Info**

[info@rs.iq](mailto:info@rs.iq)

Tel: +964 (790) 133 1492

**RS Bloomberg page: <RSIQ>**

**RS Website: RS.IQ**



**Baghdad HQ**

903/14/19  
Karada, Baghdad, Iraq  
Tel: +964 727 002 0407

**Erbil**

Italian Village offices  
Office No: 32, Erbil, Iraq  
Tel: +964 770 493 9999

**Suleymani**

Rand Gallery  
Office No: 9, Floor:3 , Suleymani, Iraq  
Tel: +964 770 651 9944

**Istanbul Rep. Office**

Halaskargazi cad. No: 103/7A  
Osmanbey, Istanbul, Turkey  
Tel: +90 212 219 2524  
Mob: +90 539 456 4566

**DISCLAIMER**

This publication may not be reproduced, modified, or re-disseminated in whole or in part without the prior written permission of Rabee Securities. The information provided herein is of a general nature and for informational purposes only and is not intended to serve as an offer or solicitation with respect to the purchase or sale of any security, or as a recommendation to adopt any particular trading strategy. Such information is subject to change without prior notice. Although Rabee Securities obtains information from sources it considers reliable, Rabee Securities makes no representations or warranties, express or implied, as to the information's accuracy or completeness. Furthermore, such information may be incomplete or condensed. Rabee Securities, its affiliates, directors, employees, assigns, agents, and successors bear no liability for any errors or omissions in this publication or for any losses arising from the use of or reliance upon this information. This limitation on liability applies to direct, indirect, consequential, special, punitive, or other damages, as well as damages for loss of profits or business interruption. Investors shall bear all responsibility for investment decisions taken on the basis of the contents of this report. Rabee Securities strongly advises potential investors to seek financial guidance when determining whether an investment is appropriate to their needs. All estimates included in this report constitute Rabee Securities' opinion as of the date published on the report and are subject to change without notice.