

For any inquiries, contact:

Research

Aysegul Ozge Ozgur - SVP, Head of Research (aozgur@rs.iq)
Tugba Tan, Analyst (ttan@rs.iq)
research@rs.iq

Trading

traders@rs.iq
Address: 903/14/19

Karada
Baghdad-Iraq

Tel: +964 (0) 727 002 0407

info@rs.iq

RS Website: RS.IQ

RS Bloomberg page: <RSIQ>

Closing prices for the shares traded on the ISX are now available on Bloomberg.

DISCLAIMER

This publication may not be reproduced, modified, or re-disseminated in whole or in part without the prior written permission of Rabee Securities. The information provided herein is of a general nature and for informational purposes only and is not intended to serve as an offer or solicitation with respect to the purchase or sale of any security, or as a recommendation to adopt any particular trading strategy. Such information is subject to change without prior notice. Although Rabee Securities obtains information from sources it considers reliable, Rabee Securities makes no representations or warranties, express or implied, as to the information's accuracy or completeness. Furthermore, such information may be incomplete or condensed. Rabee Securities, its affiliates, directors, employees, assigns, agents, and successors bear no liability for any errors or omissions in this publication or for any losses arising from the use of or reliance upon this information. This limitation on liability applies to direct, indirect, consequential, special, punitive, or other damages, as well as damages for loss of profits or business interruption. Investors shall bear all responsibility for investment decisions taken on the basis of the contents of this report. Rabee Securities strongly advises potential investors to seek financial guidance when determining whether an investment is appropriate to their needs. All estimates included in this report constitute Rabee Securities' opinion as of the date published on the report and are subject to change without notice.

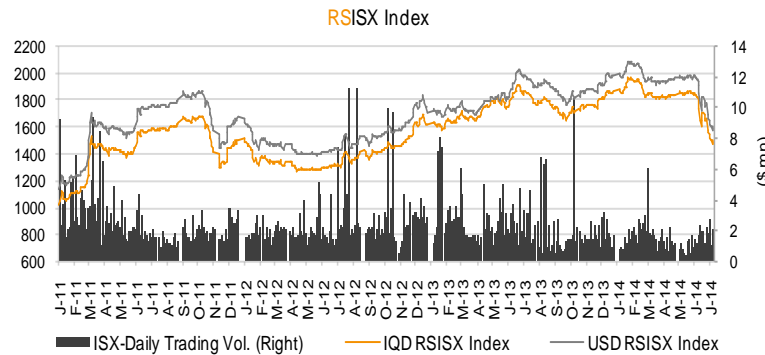
Daily Bulletin / Thursday

Iraqi Dinar Value

(CBI Auction Price: 1166 / Market Exchange Rate: 1215)

Daily Value Traded

IQD57,385,869,000



The RSISX Performance

	Close	Change	YTD Change
IQD RSISX	1502	1.3%	-19.5%
USD RSISX	1604	1.3%	-19.2%

News from Iraq

Politics

- Kurdish Alliance Spokesman Mu'ayad Tayyib announced that the Kurdish President Masoud Barzani will announce within 24 hours the name of the Kurdish candidate for the presidency post, pointing that "there will be no Kurdish participation in a government led by Premier Nouri al-Maliki". The official electronic site of the Kurdish Democratic Party reported that President Barzani was authorized to announce the name of the candidate. (Aswat al-Iraq)
- Prime Minister Nouri al-Maliki made a statement that he will not allow Kurdistan Region to host terrorists. In his weekly speech on Wednesday Maliki said "We will eliminate Baathists of the former regime and media outlets that oppose the government from Kurdistan Region." (Iraqi News)
- Hours after Iraq's Prime Minister Nouri al-Maliki accused the Kurds of harboring insurgents; the Kurdistan Region decided that Kurdish ministers appointed to the Iraqi cabinet will not be going to Baghdad. "As a first response to Maliki's threats, the Kurdish leadership has decided that our ministers will not attend any meetings of the Iraqi cabinet," said an official from the dominant Kurdistan Democratic Party (KDP). (Rudaw)
- Iraq's envoy to the UN has warned that Sunni militants have seized nearly 40kg of uranium compounds from a university in Mosul. Ambassador Mohamed Ali Alhakim (pictured) appealed for international help in the matter, while according to a BBC report, US officials played down the threat, saying the materials were not believed to be enriched uranium, adding that it would be difficult for the rebels to use the materials to make weapons. (Iraq Business News)

Economics

- Oil Minister Abdul Kareem al-Luaibi has said that the Iraqi government is dedicated to supplying the ideal safe environment for international companies working in Iraq "Work in oil refining facilities and oil fields is normal and the ministry has supplied the extra protection needed for those locations by coordinating with security authorities and energy officials." (Iraq Business News)
- The United Nations Office for the Coordination of Humanitarian Affairs (OCHA) welcomed the generous contribution of US\$9.5mn from the State of Kuwait to UN humanitarian agencies and the International Organization for Migration (IOM) responding to the deteriorating humanitarian crisis in Iraq. (Iraq Business News)

ISX - Company Announcements

- Bank of Baghdad (BBOB) will hold its AGM* on July 23, 2014 to discuss and approve 2013 annual financial results and elect new board members. ISX will suspend trading of BBOB starting on Jul. 16, 2014.
- Shares of Baghdad Hotel (HBAG) resumed trading today (July 10, 2014) after they discussed and approved 2013 financial results.
- A cross transaction occurred on IQD29.7bn Kurdistan Int. Bank (BKUI) shares today (July 10, 2014). This represents 7.4% of BKUI capital.

**(Please note that the ex-date for capital increases and dividend distributions is referred to as "Trading-Suspension day" which is normally one week before the General Assembly Meetings.)*

Best and Worst Performers

Best Performers	Code	Closing Price(IQD)	% Chg.	Trading Vol. (\$'000)/d
Baghdad Soft Drinks	IBSD	2.350	9.8%	100.0
Sumer Commercial Bank	BSUC	0.860	8.9%	342.6
Iraqi for Carton Manufact. & Trading	IICM	0.520	8.3%	0.1
Union Bank of Iraq	BUOI	1.000	5.3%	4.9
Kurdistan Int. Bank	BKUI	1.880	3.9%	45,726.4

Worst Performers	Code	Closing Price(IQD)	% Chg.	Trading Vol. (\$'000)/d
Dijlah & Furat Bank	BDFD	0.650	-9.7%	0.6
National Bank of Iraq	BNOI	0.700	-6.7%	4.2
AL-Badia for General Trans	SBAG	1.480	-6.3%	15.4
The Light Industries	ITLI	0.610	-3.2%	0.9
Gulf Commercial Bank	BGUC	0.870	-2.2%	241.2

Top 5 Traded Volume	Code	Trading Vol. (IQDmn)/d	Trading Vol. (\$'000)/d	Share in total T. Volume
Kurdistan Int. Bank	BKUI	55,557.6	45,726.4	96.8%
Sumer Commercial Bank	BSUC	416.3	342.6	0.7%
Gulf Commercial Bank	BGUC	293.1	241.2	0.5%
Iraqi Middle East Inv. Bank	BIME	276.6	227.7	0.5%
Bank of Baghdad	BBOB	223.7	184.1	0.4%

Distribution of Trading Volumes by Sectors

Sector	Trading Vol. (IQD mn)/d	Trading Vol. ('000 \$)/d	Share in Total Trading Volume (%)
Telecom Sector	77.1	63.4	0.1%
Banking Sector	57,052.1	46,956.5	99.4%
Industry Sector	128.4	105.7	0.2%
Hotels & Tourism Sec.	69.8	57.5	0.1%
Services Sector	51.9	42.7	0.1%
Agriculture Sector	6.6	5.4	0.0%
Insurance Sector	-	-	-
Investment Sector	-	-	-
Total	57,385.9	47,231.2	100.0%

Daily Transactions in Brief

The RSISX index ended the day at **IQD1,502 / \$1,604, +1.3% (-19.5% YTD and -19.2% YTD, respectively)**.

The number of traded shares was **31.4bn** and the trading volume was **IQD57.4bn (\$47.2mn)**.

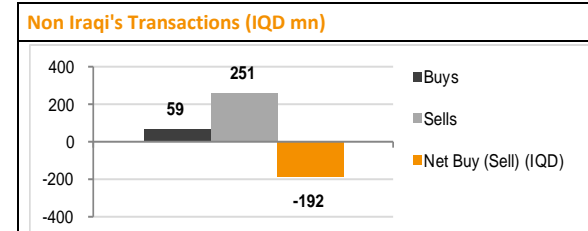
16 out of **37** traded listed stocks' price increased while the prices of **11** stocks decreased, and the price of remaining **10** stocks haven't changed.

Non Iraqis executed 80 transactions in this session:

Buys - 20 transactions in **3** companies operating in telecom and industry sectors.

Sells - 60 transactions in **5** companies operating in telecom and banking sectors.

Net sales realized at **IQD192mn (\$158K)**, while their share in total trading volume was **0.3%**.



Note: Follow Rabee Securities (**RS**) on Twitter, join Facebook and LinkedIn groups.



Performance of Traded Shares

Company Names	ISX Code	Opening Price (IQD/share)	Price at Session Close (IQD/share)	Previous Closing Price (IQD/share)	Change in Closing Price	Highest Price (IQD/share)	Lowest Price (IQD/share)	No. of Trades (#/d)	No. of Traded Shares (mn)/d	Trading Vol. (IQDmn) /d	Avg. daily trading vol. ('000 \$)*	Mcap (\$mn)	Last Fin.**	P/E (Last)	P/BV (Last)
Telecom Sector															
Asiacell Communications PJSC	TASC	14.30	14.25	14.30	-0.3%	14.30	14.25	14	5	77	15.9	3,166.8	3M14	9.4	1.9
Telecom Sector Total								14	5	77		3,166.8			
Banking Sector															
Ashur International Bank	BASH	-	Suspend/GA	0.86	-	-	-	-	-	-	3.4	177.0	3M14	11.7	0.8
Babylon Bank***	BBAY	0.46	0.45	0.46	-2.2%	0.46	0.45	13	37	17	9.5	92.6	3M14	27.9	0.7
Bank of Baghdad	BBOB	1.50	1.52	1.52	0.0%	1.57	1.50	70	147	224	208.3	312.8	3M14	11.7	1.3
Commercial Bank of Iraq	BCOI	0.67	0.67	0.67	0.0%	0.68	0.67	20	48	32	32.7	137.9	3M14	18.2	0.9
Dijlah & Furat Bank***	BDFD	0.65	0.65	0.72	-9.7%	0.65	0.65	4	1	1	1.1	83.5	3M14	25.0	0.8
Dar Es Salaam Inv. Bank	BDSI	0.92	0.92	0.92	0.0%	0.92	0.92	12	44	41	18.1	113.6	3M14	10.5	0.8
Economy Bank***	BEFI	-	Suspend/ISC	0.72	-	-	-	-	-	-	0.3	148.1	3M14	23.3	0.8
Elaf Islamic Bank***	BELF	0.66	0.66	0.66	0.0%	0.66	0.66	2	0	0	0.4	135.8	3M14	14.9	0.9
Gulf Commercial Bank***	BGUC	0.90	0.87	0.89	-2.2%	0.90	0.86	104	335	293	163.2	214.8	6M14	5.7	0.8
Investment Bank of Iraq	BIBI	0.95	0.95	0.95	0.0%	0.95	0.94	27	99	94	45.2	195.5	6M14	6.5	0.7
Iraqi Islamic Bank	BIIB	-	Suspend/GA	1.07	-	-	-	-	-	-	19.7	220.2	3M14	10.2	0.9
Iraqi Middle East Bank	BIME	0.96	0.98	0.96	2.1%	0.98	0.96	138	285	277	232.9	201.6	3M14	12.4	1.2
Kurdistan Int. Bank***	BKUI	1.85	1.88	1.81	3.9%	1.88	1.85	24	29,710	55,558	29.3	618.9	3M14	24.6	1.7
Mosul Bank***	BMFI	-	Suspend/ISC	0.73	-	-	-	-	-	-	59.2	151.7	3M14	5.8	0.7
Al-Mansour Bank	BMNS	1.15	1.16	1.15	0.9%	1.16	1.15	14	37	43	22.2	238.7	3M14	13.2	1.1
National Bank of Iraq	BNOI	0.70	0.70	0.75	-6.7%	0.70	0.70	2	7	5	3.6	144.0	3M14	18.3	1.0
North Bank	BNOR	-	Suspend/GA	1.54	-	-	-	-	-	-	79.2	335.9	3M14	12.3	1.2
Credit Bank of Iraq	BROI	1.07	1.07	1.05	1.9%	1.09	1.05	29	41	44	66.6	220.2	3M14	22.1	1.0
Sumer Commercial Bank	BSUC	0.79	0.86	0.79	8.9%	0.86	0.79	9	500	416	35.9	177.0	3M14	75.0	0.8
United Bank	BUND	0.73	0.72	0.73	-1.4%	0.73	0.72	4	3	2	18.7	177.8	3M14	7.2	0.6
Union Bank***	BUOI	1.00	1.00	0.95	5.3%	1.00	1.00	2	6	6	41.7	207.4	3M14	6.1	1.1
Banking Sector Total								474	31,302	57,052		4,304.8			

Source: Iraq Stock Exchange

Performance of Traded Shares

Company Names	ISX Code	Opening Price (IQD/share)	Price at Session Close (IQD/share)	Previous Closing Price (IQD/share)	Change in Closing Price	Highest Price (IQD/share)	Lowest Price (IQD/share)	No. of Trades (#/d)	No. of Traded Shares (mn)/d	Trading Vol. (IQDmn) /d	Avg. daily trading vol. ('000 \$)*	Mcap (\$mn)	Last Fin.**	P/E (Last)	P/BV (Last)
Industry Sector															
Baghdad for Packing Materials	IBPM	-	no trade	1.70	-	-	-	-	-	-	0.6	1.5	3M14	11.8	1.6
Baghdad Soft Drinks	IBSD	2.25	2.35	2.14	9.8%	2.35	2.21	56	52	122	83.3	257.2	3M14	30.7	1.7
Electronic Industries	IELI	-	no trade	1.60	-	-	-	-	-	-	5.4	23.7	3M14	-	1.2
Fallujah for Construction Mat.***	IFCM	-	no trade	1.90	-	-	-	-	-	-	0.6	4.9	9M13	109.9	2.0
Nationality Househ. Furniture	IHFI	-	no trade	0.90	-	-	-	-	-	-	0.0	0.9	3M14	-	0.6
Al-Hilal Industries	IHLI	0.67	0.67	0.66	1.5%	0.67	0.67	1	7	5	5.5	6.8	6M13	-	-
Iraqi for Carton Manufact. & Trading	IICM	0.51	0.52	0.48	8.3%	0.52	0.51	2	0	0	0.2	1.6	3M14	-	-
Iraqi Date Processing&Mark.	IIDP	-	Suspend/ISC	1.24	-	-	-	-	-	-	9.3	17.6	3M12	8.3	1.1
Iraqi Engineering Works	IIEW	-	no trade	1.00	-	-	-	-	-	-	0.4	1.2	3M14	-	0.8
Iraqi For Tufted Carpets	IITC	-	no trade	4.25	-	-	-	-	-	-	0.2	1.6	3M14	13.9	1.0
Al-Khazer for Construction M.	IKHC	-	no trade	2.20	-	-	-	-	-	-	0.0	2.0	9M13	20.6	1.9
AL- Kindi of Veterinary Vac.	IKLV	1.33	1.33	1.33	0.0%	1.33	1.33	2	1	1	4.0	5.9	3M14	-	1.1
Al-Mansour Pharma. Ind.	IMAP	0.68	0.68	0.66	3.0%	0.68	0.68	1	0	0	3.7	3.6	3M14	10.8	0.6
Modern Chemical Industries(NR) ***	IMCI	-	no trade	39.80	-	-	-	-	-	-	0.0	4.4	3M14	11.9	1.0
Modern Construction Mat.	IMCM	-	no trade	0.62	-	-	-	-	-	-	0.0	2.7	9M13	-	0.7
Metallic Ind. and Bicycles	IMIB	-	no trade	0.85	-	-	-	-	-	-	0.3	5.2	3M14	3.1	2.6
Modern Sewing	IMOS	-	no trade	3.25	-	-	-	-	-	-	1.0	2.4	FY13	25.2	3.2
Modern Paint Industries	IMPI	-	no trade	1.15	-	-	-	-	-	-	3.9	8.7	9M13	-	1.2
National Chemical Industries	INCP	0.79	0.79	0.77	2.6%	0.79	0.79	1	0	0	6.3	9.9	9M13	-	1.5
North Soft Drinks	INSD	-	Suspend/ISC	0.35	-	-	-	-	-	-	-	11.9	3M13	-	0.4
Ready Made Clothes	IRMC	-	no trade	4.25	-	-	-	-	-	-	0.2	5.6	3M14	18.5	4.1
The Light Industries	ITLI	0.62	0.61	0.63	-3.2%	0.62	0.61	2	2	1	4.4	8.4	9M13	-	5.9
Industry Sector Total								65	62	128		388.0			
Hotels & Tourism Sector															
Ashour Hotel	HASH	-	no trade	7.06	-	-	-	-	-	-	0.4	2.2	3M13	53.1	10.7
Baghdad Hotel	HBAG	-	no trade	10.80	-	-	-	-	-	-	5.9	34.2	9M13	31.5	14.2
Babylon Hotel	HBAY	-	no trade	80.00	-	-	-	-	-	-	28.9	88.9	3M14	-	-
Ishtar Hotels***	HISH	35.47	35.47	35.47	0.0%	35.47	35.47	1	0	0	4.2	65.7	6M13	44.7	24.7
Karbala Hotels	HKAR	1.65	1.65	1.63	1.2%	1.65	1.65	6	5	8	7.6	6.8	9M13	-	1.5
Mansour Hotel	HMAN	26.50	26.50	26.05	1.7%	26.50	26.50	1	0	1	6.3	63.8	6M13	-	37.7
National for Tourist Invest.	HNTI	-	no trade	15.25	-	-	-	-	-	-	14.9	68.2	6M13	50.6	11.7
Palestine Hotel	HPAL	15.90	16.00	15.90	0.6%	16.00	15.80	24	4	60	44.0	58.9	3M14	13.2	13.0
Al-Sadeer Hotel	HSAD	30.00	30.00	30.00	0.0%	30.00	30.00	1	0	0	7.0	30.6	3M14	131.6	35.2
Mosul Dam Tourist Village	HTVM	6.60	6.50	6.50	0.0%	6.60	6.50	2	0	0	1.3	1.3	FY13	-	-
Hotel&Tourism Sector Total								35	9	70		420.5			
Services Sector															
Al-Ameen Estate Inv.(NR)	SAEI	-	no trade	0.75	-	-	-	-	-	-	2.0	4.3	3M14	-	0.8
AL-Badia for General Trans	SBAG	1.54	1.48	1.58	-6.3%	1.54	1.48	24	12	19	5.4	2.7	3M14	74.8	0.8
Baghdad Motor Cars Servicing	SBMC	-	Suspend/ISC	1.69	-	-	-	-	-	-	-	1.5	9M12	4.9	1.0
Baghdad Passengers Transport	SBPT	37.50	37.50	37.50	0.0%	37.50	37.50	1	0	1	1.5	15.4	3M14	91.9	13.3

Source: Iraq Stock Exchange

Performance of Traded Shares

Company Names	ISX Code	Opening Price (IQD/share)	Price at Session Close (IQD/share)	Previous Closing Price (IQD/share)	Change in Closing Price	Highest Price (IQD/share)	Lowest Price (IQD/share)	No. of Trades (#/d)	No. of Traded Shares (mn)/d	Trading Vol. (IQDmn) /d	Avg. daily trading vol. ('000 \$)*	Mcap (\$mn)	Last Fin.**	P/E (Last)	P/BV (Last)
Services Sector (Cont.)															
Iraqi for General Transp.	SIGT	-	Suspend/ISC	7.21	-	-	-	-	-	-	-	8.9	6M13	-	2.1
Iraqi Land Transport	SILT	1.79	1.76	1.79	-1.7%	1.79	1.75	26	18	32	18.7	20.3	9M13	-	1.2
Kharkh Tour Amuzement City	SKTA	-	Suspend/GA	7.38	-	-	-	-	-	-	1.4	2.2	3M14	16.0	4.0
Al-Mosul for Funfairs	SMOF	-	no trade	18.00	-	-	-	-	-	-	1.2	5.9	9M13	7.5	2.8
Mamoura Realestate Inv.	SMRI	-	Suspend/GA	4.78	-	-	-	-	-	-	62.2	59.1	3M14	-	4.5
AL-Nukhba for Construction	SNUC	0.84	0.84	0.83	1.2%	0.84	0.84	1	0	0	0.8	1.4	3M14	53.9	0.8
Services Sector Total								52	31	52		121.7			
Agriculture Sector															
Al-Ahlyia for Agricultural Prod.	AAHP	-	no trade	1.10	-	-	-	-	-	-	0.0	0.5	9M13	18.0	2.9
Iraqi Agr. Prod. Mark. Meat***	AIPM	6.25	6.25	6.05	3.3%	6.25	6.25	1	0	0	1.1	23.1	9M13	-	3.8
Iraqi Agricultural Products	AIRP	13.75	13.75	14.00	-1.8%	13.75	13.75	1	0	0	0.2	4.1	3M14	18.1	5.3
Iraqi for Seed Production***	AISP	7.15	7.15	7.21	-0.8%	7.15	7.15	2	1	6	9.1	30.2	3M12	-	5.8
Modern Animal & Agr. Production	AMAP	-	no trade	0.65	-	-	-	-	-	-	0.2	1.9	9M13	18.4	0.9
Middle East for Prod.- Fish	AMEF	-	no trade	9.00	-	-	-	-	-	-	0.2	2.2	FY12	8.1	1.9
Agriculture Sector Total								4	1	7		62.1			
Insurance Sector															
AHliya For Insurance	NAHF	-	no trade	0.92	-	-	-	-	-	-	0.6	1.9	3M14	9.4	0.7
Al-Ameen for Insurance	NAME	-	no trade	1.30	-	-	-	-	-	-	1.6	3.2	3M14	4.6	1.0
Dar Al-Salam for Insurance	NDSA	-	no trade	2.10	-	-	-	-	-	-	0.2	5.0	FY13	19.8	1.5
Gulf Insurance&Reinsurance	NGIR	-	no trade	0.60	-	-	-	-	-	-	0.0	1.0	3M13	2.1	0.5
Al-Hamraa for Insurance (NR)	NHAM	-	no trade	1.71	-	-	-	-	-	-	-	4.2	3M14	4.5	0.9
Insurance Sector Total								-	-	-		15.3			
Investment Sector															
Al-Ameen Financial Inv. (NR)	VAMF	-	no trade	1.60	-	-	-	-	-	-	0.2	1.3	9M12	-	2.2
AL- Batek Investment(NR)	VBAT	-	no trade	0.80	-	-	-	-	-	-	0.0	0.7	3M14	-	0.6
Al-Khair for Financial Inv. (NR)	VKHF	-	Suspend/ISC	0.40	-	-	-	-	-	-	0.0	2.3	FY12	-	0.4
Bain Al-Nahrain Financial Inv.(NR)	VMES	-	no trade	1.00	-	-	-	-	-	-	-	0.8	3M13	-	0.8
AL-Wiaam for Financial Inv.	VWIF	-	no trade	1.20	-	-	-	-	-	-	0.0	2.0	3M14	-	1.1
Al-Zawraa for Financial Inv.	VZAF	-	no trade	0.85	-	-	-	-	-	-	0.0	0.8	3M14	6.9	0.7
Investment Sector Total								-	-	-		7.9			
Grand Total								644	31,410	57,386		8,487.1			

Source: Iraq Stock Exchange

*Average data was calculated according to recent six months, by dividing the total daily trading volume (excluding two highest trading vol.) to total number of trading days (excluding the No. of days share were suspended due to GA or by ISC).

** Last Financials: The date of the most recent financial statements.

P/E (Last): We divide "Current MCap" to "annualized YTD profit".

P/BV (Last): Calculated by dividing "Current Mcap" to "BV in its Last Financials".

***When the original shares resume trading, we start using the number of shares that the company will reach after the capital increase with the assumption that the capital increase was reflected to the price of the shares. We use the new capital in calculating Mcap.

Note: "Suspend/ISC" companies are not trading due to ISC Instructions.

"Suspend/GA" companies are not trading due to General Assembly Meetings.

"(NR)": These are the companies which are trading in the Non-Regular market (in compliance with Iraq Securities Commission law numbered 132/9 on 20/12/2012). These companies were moved to the secondary market (non-regular) because of the decrease in their trading volume and the number of days that these companies are being traded for. Please note, according to the Regulations of the Secondary Market, in each trading session, the average share price will be calculated for each share. The maximum increase and decrease of +/- 20% will be based on the average price in the previous session. The price should be valid during three effective trading sessions after the listing, and it will be free in the first trading session after capital increasing.

For any inquiries, contact:

Research

Aysegul Ozge Ozgur - SVP, Head of Research (aozgur@rs.iq)

Tugba Tan, Analyst (ttan@rs.iq)

research@rs.iq

Tel: +90 212 219 2524

Mob: +90 539 456 4566

Trading

traders@rs.iq

Tel: +964 727 002 0407

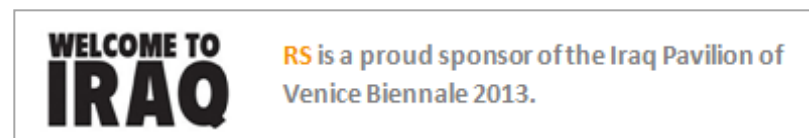
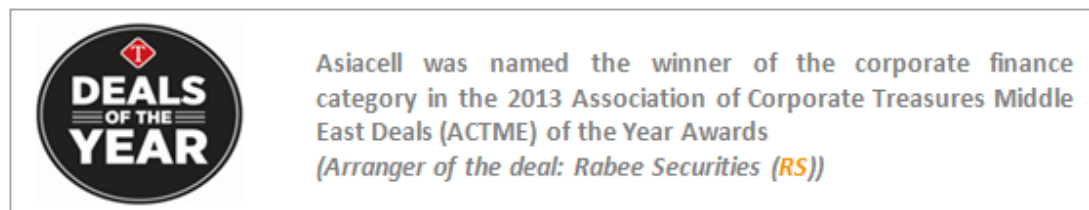
Info

info@rs.iq

Tel: +964 (790) 133 1492

RS Bloomberg page: <RSIQ>

RS Website: RS.IQ



Baghdad HQ

903/14/19
Karada, Baghdad, Iraq
Tel: +964 727 002 0407

Erbil

Italian Village offices
Office No: 32, Erbil, Iraq
Tel: +964 770 493 9999

Suleymani

Rand Gallery
Office No: 9, Floor:3 , Suleymani, Iraq
Tel: +964 770 651 9944

Istanbul Rep. Office

Halaskargazi cad. No: 103/7A
Osmanbey, Istanbul, Turkey
Tel: +90 212 219 2524
Mob: +90 539 456 4566

DISCLAIMER

This publication may not be reproduced, modified, or re-disseminated in whole or in part without the prior written permission of Rabee Securities. The information provided herein is of a general nature and for informational purposes only and is not intended to serve as an offer or solicitation with respect to the purchase or sale of any security, or as a recommendation to adopt any particular trading strategy. Such information is subject to change without prior notice. Although Rabee Securities obtains information from sources it considers reliable, Rabee Securities makes no representations or warranties, express or implied, as to the information's accuracy or completeness. Furthermore, such information may be incomplete or condensed. Rabee Securities, its affiliates, directors, employees, assigns, agents, and successors bear no liability for any errors or omissions in this publication or for any losses arising from the use of or reliance upon this information. This limitation on liability applies to direct, indirect, consequential, special, punitive, or other damages, as well as damages for loss of profits or business interruption. Investors shall bear all responsibility for investment decisions taken on the basis of the contents of this report. Rabee Securities strongly advises potential investors to seek financial guidance when determining whether an investment is appropriate to their needs. All estimates included in this report constitute Rabee Securities' opinion as of the date published on the report and are subject to change without notice.