

For any inquiries, contact:

Research

Aysegul Ozge Ozgur - SVP, Head of Research (aozgur@rs.iq)
Tugba Tan, Analyst (ttan@rs.iq)
research@rs.iq

Trading

traders@rs.iq
Address: 903/14/19
Karada
Baghdad-Iraq
Tel: +964 (0) 727 002 0407
info@rs.iq

RS Website: RS.IQ

RS Bloomberg page: <RSIQ>

Closing prices for the shares traded on the ISX are now available on Bloomberg.

DISCLAIMER

This publication may not be reproduced, modified, or re-disseminated in whole or in part without the prior written permission of Rabee Securities. The information provided herein is of a general nature and for informational purposes only and is not intended to serve as an offer or solicitation with respect to the purchase or sale of any security, or as a recommendation to adopt any particular trading strategy. Such information is subject to change without prior notice. Although Rabee Securities obtains information from sources it considers reliable, Rabee Securities makes no representations or warranties, express or implied, as to the information's accuracy or completeness. Furthermore, such information may be incomplete or condensed. Rabee Securities, its affiliates, directors, employees, assigns, agents, and successors bear no liability for any errors or omissions in this publication or for any losses arising from the use of or reliance upon this information. This limitation on liability applies to direct, indirect, consequential, special, punitive, or other damages, as well as damages for loss of profits or business interruption. Investors shall bear all responsibility for investment decisions taken on the basis of the contents of this report. Rabee Securities strongly advises potential investors to seek financial guidance when determining whether an investment is appropriate to their needs. All estimates included in this report constitute Rabee Securities' opinion as of the date published on the report and are subject to change without notice.

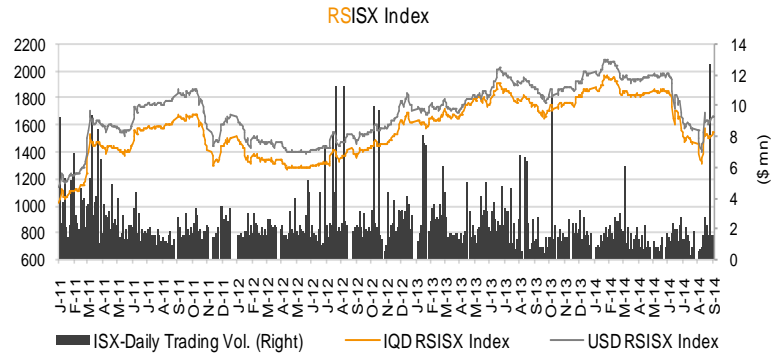
Daily Bulletin / Thursday

Iraqi Dinar Value

(CBI Auction Price: 1166 / Market Exchange Rate: 1203)

Daily Value Traded

IQD3,880,188,000



The RSISX Performance

	Close	Change	YTD Change
IQD RSISX	1539	-0.1%	-17.5%
USD RSISX	1660	-0.1%	-16.4%

News from Iraq

Politics

- Minister of Foreign Affairs, Hoshyar Zebari received a French delegation headed by the former French Prime Minister, François Fillon and former Secretary of State for Foreign Trade, Pierre Lellouche. A statement by the Ministry of Foreign Affairs cited "The two sides discussed the Iraqi - French relations, the internal and regional situation, and the international support for Iraq." (Iraq Directory)
- The United States plans to fight IS until it is no longer a force in the Middle East and will seek justice for the killing of American journalist Steven Sotloff, President Barack Obama said on Wednesday. He added that destroying the militant group will take time because of the power vacuum in Syria, the abundance of battle-hardened fighters that grew out of al Qaeda during the Iraq war, and the need to build coalitions, including with local Sunni communities. (Zawya)

Economics

- Iraq's oil exports fell in August to an average of 2.375bn bpd from 2.442bn bpd in the previous month, officials from the state-run South Oil Company said. Iraq exports the bulk of its oil from its southern ports. (Iraq Directory)
- Lebanese investors have pumped around \$3bn in projects in Erbil and have not been put off by recent militant violence in the Kurdistan region, said the head of Lebanon's federation of chambers of commerce, industry and agriculture. (Zawya)
- Iraq plans to establish a joint bank with Iran, Iraqi Commercial Attaché to Iran Shaker Razzaq Abdo said on Tuesday. The two sides have signed a memorandum of understanding as well as agreed to hold joint trade exhibitions, Iran's Fars news agency said. (Zawya)
- The Kurdish Natural Resource Committee has announced that sales of Kurdish crude oil have exceeded \$4bn over the past year. Current crude export figures hover between 120K to 150K bopd. (Iraq Business News)

ISX - Company Announcements

- Baghdad for Packing Materials (IBPM) will hold its AGM* on Sep. 11, 2014 to discuss and approve 2013 annual financial results and elect new board members. ISX suspended trading of IBPM starting today (Sep. 4, 2014).
- A cross transaction occurred on IQD2.1bn Iraqi Islamic Bank (BIIB) shares today (Sep. 4, 2014). This represents 0.8% of BIIB capital.

**(Please note that the ex-date for capital increases and dividend distributions is referred to as "Trading-Suspension day" which is normally one week before the General Assembly Meetings.)*

Best and Worst Performers

Best Performers	Code	Closing Price(IQD)	% Chg.	Trading Vol. (\$'000)/d
Ishtar Hotels	HISH	44.500	4.7%	0.4
Asiacell Communications PJSC	TASC	15.500	3.3%	27.7
Dijlah & Furat Bank	BDFD	0.700	2.9%	0.0
Commercial Bank of Iraq	BCOI	0.710	2.9%	31.6
Modern Sewing	IMOS	3.180	2.6%	1.3

Worst Performers	Code	Closing Price(IQD)	% Chg.	Trading Vol. (\$'000)/d
Iraqi for Carton Manufact. & Trading	IICM	0.380	-5.0%	1.6
National Bank of Iraq	BNOI	0.740	-3.9%	43.5
The Light Industries	ITLI	0.600	-3.2%	0.1
Babylon Bank	BBAY	0.380	-2.6%	16.2
National for Tourist Investment	HNTI	21.000	-2.6%	79.7

Top 5 Traded Volume	Code	Trading Vol. (IQDmn)/d	Trading Vol. (\$'000)/d	Share in total T. Volume
Iraqi Islamic Bank	BIIB	2,002.1	1,664.3	51.6%
North Bank	BNOR	511.4	425.1	13.2%
Bank of Baghdad	BBOB	254.7	211.7	6.6%
Babylon Hotel	HBAY	227.2	188.8	5.9%
National for Tourist Investment	HNTI	95.8	79.7	2.5%

Distribution of Trading Volumes by Sectors

Sector	Trading Vol. (IQD mn)/d	Trading Vol. ('000 \$)/d	Share in Total Trading Volume (%)
Telecom Sector	33.3	27.7	0.9%
Banking Sector	3,246.4	2,698.6	83.7%
Industry Sector	149.6	124.3	3.9%
Hotels & Tourism Sec.	380.9	316.7	9.8%
Services Sector	51.0	42.4	1.3%
Agriculture Sector	16.2	13.5	0.4%
Insurance Sector	2.7	2.3	0.1%
Investment Sector	-	-	-
Total	3,880.2	3,225.4	100.0%

Daily Transactions in Brief

The RSISX index ended the day at **IQD1,539 / \$1,660, -0.1% (-17.5% YTD and -16.4% YTD, respectively).**

The number of traded shares was **3.3bn** and the trading volume was **IQD3.9bn (\$3.2mn).**

10 out of **43** traded listed stocks' price increased while the prices of **18** stocks decreased, and the price of remaining **15** stocks haven't changed.

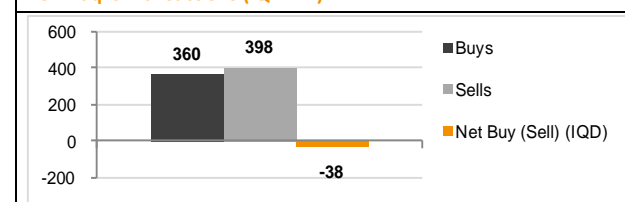
Non Iraqis executed 62 transactions in this session:

Buy - 22 transactions in 9 companies operating in telecom, banking, industry, hotel&tourism and services sectors.

Sell - 40 transactions in 14 companies operating in telecom, banking, industry, hotel&tourism, services and insurance sectors.

Net sales realized at **IQD38mn (\$31K)**, while their share in total trading volume was **9.8%.**

Non Iraqi's Transactions (IQD mn)



Note: Follow Rabee Securities (RS) on Twitter, join Facebook and LinkedIn groups.



Performance of Traded Shares

Company Names	ISX Code	Opening Price (IQD/share)	Price at Session Close (IQD/share)	Previous Closing Price (IQD/share)	Change in Closing Price	Highest Price (IQD/share)	Lowest Price (IQD/share)	No. of Trades (#/d)	No. of Traded Shares (mn)/d	Trading Vol. (IQDmn) /d	Avg. daily trading vol. ('000 \$)*	Mcap (\$mn)	Last Fin.**	P/E (Last)	P/BV (Last)
Telecom Sector															
Asiacell Communications PJSC	TASC	15.50	15.50	15.00	3.3%	15.50	15.50	4	2	33	11.6	3,479.0	6M14	10.2	2.4
Telecom Sector Total								4	2	33		3,479.0			
Banking Sector															
Ashur International Bank	BASH	-	no trade	0.87	-	-	-	-	-	-	3.6	166.3	6M14	8.4	0.7
Babylon Bank***	BBAY	0.39	0.38	0.39	-2.6%	0.39	0.38	11	51	20	6.4	79.0	3M14	23.5	0.6
Bank of Baghdad	BBOB	1.72	1.67	1.71	-2.3%	1.72	1.67	38	150	255	202.1	347.0	6M14	16.6	1.4
Commercial Bank of Iraq	BCOI	0.69	0.71	0.69	2.9%	0.71	0.69	26	54	38	22.6	147.5	3M14	19.3	0.9
Dijlah & Furat Bank***	BDFD	0.70	0.70	0.68	2.9%	0.70	0.70	1	0	0	0.5	145.5	6M14	-	1.4
Dar Es Salaam Inv. Bank	BDSI	0.95	0.95	0.96	-1.0%	0.95	0.95	4	17	16	13.4	118.5	6M14	12.0	0.8
Economy Bank	BEFI	-	Suspend/ISC	0.72	-	-	-	-	-	-	0.3	149.6	3M14	23.3	0.8
Elaf Islamic Bank***	BELF	0.70	0.70	0.70	0.0%	0.70	0.70	1	5	4	0.4	145.5	6M14	17.5	1.0
Gulf Commercial Bank***	BGUC	0.97	0.96	0.97	-1.0%	0.97	0.96	18	95	92	164.2	239.4	6M14	6.3	0.9
Investment Bank of Iraq	BIBI	-	Suspend/GA	1.00	-	-	-	-	-	-	48.7	207.8	6M14	6.9	0.8
Iraqi Islamic Bank	BIIB	0.95	0.95	0.95	0.0%	0.95	0.95	4	2,108	2,002	108.0	197.4	6M14	11.3	0.8
Iraqi Middle East Bank	BIME	0.85	0.85	0.85	0.0%	0.86	0.85	31	94	80	154.3	176.6	6M14	16.4	0.7
Kurdistan Int. Bank	BKUI	2.10	2.12	2.10	1.0%	2.18	2.10	14	23	48	33.4	704.9	6M14	18.1	1.9
Mosul Bank***	BMFI	-	Suspend/ISC	0.73	-	-	-	-	-	-	18.9	153.2	3M14	5.8	0.7
Al-Mansour Bank	BMNS	1.15	1.14	1.15	-0.9%	1.15	1.14	16	65	75	18.3	236.9	6M14	15.3	1.0
National Bank of Iraq	BNOI	0.77	0.74	0.77	-3.9%	0.77	0.73	35	70	52	2.6	153.8	6M14	16.4	0.7
North Bank	BNOR	1.43	1.43	1.44	-0.7%	1.44	1.40	141	359	511	66.4	356.6	6M14	15.7	1.3
Credit Bank of Iraq	BROI	1.06	1.07	1.06	0.9%	1.07	1.06	15	13	14	32.9	222.4	6M14	21.9	0.9
Sumer Commercial Bank	BSUC	-	no trade	0.92	-	-	-	-	-	-	96.2	191.2	6M14	104.2	0.9
United Bank	BUND	0.83	0.82	0.83	-1.2%	0.83	0.81	13	41	34	17.6	204.5	6M14	7.5	0.7
Union Bank	BUOI	1.05	1.05	1.05	0.0%	1.05	1.05	4	6	7	4.4	220.0	6M14	7.2	1.1
Banking Sector Total								372	3,152	3,246		4,563.5			

Source: Iraq Stock Exchange

Performance of Traded Shares

Company Names	ISX Code	Opening Price (IQD/share)	Price at Session Close (IQD/share)	Previous Closing Price (IQD/share)	Change in Closing Price	Highest Price (IQD/share)	Lowest Price (IQD/share)	No. of Trades (#/d)	No. of Traded Shares (mn)/d	Trading Vol. (IQDmn) /d	Avg. daily trading vol. ('000 \$)*	Mcap (\$mn)	Last Fin.**	P/E (Last)	P/BV (Last)
Industry Sector															
Baghdad for Packing Materials	IBPM	-	Suspend/GA	1.66	-	-	-	-	-	-	0.6	1.5	6M14	22.7	1.6
Baghdad Soft Drinks	IBSD	2.37	2.35	2.37	-0.8%	2.40	2.35	24	35	84	57.1	259.8	6M14	20.7	1.7
Electronic Industries	IELI	1.72	1.72	1.72	0.0%	1.72	1.72	4	1	2	4.1	25.7	3M14	-	1.3
Fallujah for Construction Mat.***	IFCM	-	no trade	1.68	-	-	-	-	-	-	0.5	4.4	9M13	97.2	1.8
Nationality Househ. Furniture	IHFI	-	no trade	0.90	-	-	-	-	-	-	-	0.9	3M14	-	0.6
Al-Hilal Industries	IHLI	0.73	0.73	0.73	0.0%	0.73	0.73	1	1	1	3.6	7.5	6M14	-	-
Iraqi for Carton Manufact. & Trading	IICM	0.37	0.38	0.40	-5.0%	0.38	0.37	3	5	2	0.4	1.2	6M14	-	-
Iraqi Date Processing&Mark.	IIDP	1.09	1.09	1.09	0.0%	1.09	1.07	19	49	53	14.8	15.6	3M12	7.3	1.0
Iraqi Engineering Works	IIEW	-	no trade	0.81	-	-	-	-	-	-	0.3	1.0	6M14	-	0.7
Iraqi For Tufted Carpets	IITC	-	no trade	3.40	-	-	-	-	-	-	0.3	1.7	6M14	6.9	1.0
Al-Khazer for Construction M.	IKHC	-	no trade	2.20	-	-	-	-	-	-	0.0	2.0	9M13	20.6	1.9
AL- Kindi of Veterinary Vac.	IKLV	1.45	1.43	1.46	-2.1%	1.46	1.41	8	3	4	5.5	6.4	6M14	-	1.2
Al-Mansour Pharma. Ind.	IMAP	0.67	0.67	0.67	0.0%	0.67	0.67	2	2	1	3.4	3.6	6M14	11.9	0.6
Modern Chemical Industries(NR) ***	IMCI	-	no trade	39.80	-	-	-	-	-	-	0.0	4.4	6M14	18.6	1.0
Modern Construction Mat.	IMCM	-	no trade	0.56	-	-	-	-	-	-	0.0	2.5	9M13	-	0.6
Metallic Ind. and Bicycles	IMIB	-	Suspend/GA	0.87	-	-	-	-	-	-	0.3	5.4	6M14	-	3.1
Modern Sewing	IMOS	3.06	3.18	3.10	2.6%	3.18	3.06	3	1	2	1.3	2.4	6M14	17.7	3.1
Modern Paint Industries	IMPI	1.16	1.16	1.16	0.0%	1.16	1.16	2	0	0	4.9	8.9	3M14	-	1.4
National Chemical Industries	INCP	0.77	0.77	0.78	-1.3%	0.77	0.77	1	1	1	4.5	9.7	3M14	-	1.5
North Soft Drinks	INSD	-	Suspend/ISC	0.35	-	-	-	-	-	-	-	12.1	3M13	-	0.4
Ready Made Clothes	IRMC	-	no trade	3.72	-	-	-	-	-	-	0.3	4.9	6M14	63.1	3.4
The Light Industries	ITLI	0.60	0.60	0.62	-3.2%	0.60	0.60	3	0	0	3.3	8.4	6M14	-	-
Industry Sector Total								70	98	150		390.1			
Hotels & Tourism Sector															
Ashour Hotel	HASH	-	no trade	8.00	-	-	-	-	-	-	0.5	2.5	3M14	6.8	13.5
Baghdad Hotel	HBAG	11.60	11.50	11.60	-0.9%	11.60	11.50	4	0	2	4.0	36.7	6M14	28.0	11.4
Babylon Hotel	HBAY	70.00	71.00	69.90	1.6%	71.00	70.00	4	3	227	21.1	79.7	6M14	-	-
Ishtar Hotels***	HISH	44.50	44.50	42.50	4.7%	44.50	44.50	1	0	0	4.3	83.2	6M14	145.5	19.1
Karbala Hotels	HKAR	1.66	1.66	1.65	0.6%	1.66	1.66	1	0	0	6.5	6.9	3M14	-	1.5
Mansour Hotel	HMAN	28.00	28.00	28.00	0.0%	28.00	28.00	3	0	6	5.8	68.0	FY13	-	42.6
National for Tourist Invest.	HNTI	21.50	21.00	21.55	-2.6%	21.50	21.00	30	5	96	12.5	94.9	3M14	62.1	14.4
Palestine Hotel	HPAL	17.20	17.25	17.15	0.6%	17.25	17.20	28	3	49	32.8	64.1	6M14	15.5	11.6
Al-Sadeer Hotel	HSAD	-	no trade	34.50	-	-	-	-	-	-	5.0	35.5	6M14	93.2	34.9
Mosul Dam Tourist Village	HTVM	-	no trade	8.25	-	-	-	-	-	-	1.2	1.6	FY13	-	-
Hotel&Tourism Sector Total								71	11	381		473.3			
Services Sector															
Al-Ameen Estate Inv.(NR)	SAEI	-	no trade	0.90	-	-	-	-	-	-	1.9	5.2	3M14	-	0.9
AL-Badia for General Trans	SBAG	1.67	1.67	1.69	-1.2%	1.67	1.67	7	2	3	5.6	3.1	3M14	84.4	0.9
Baghdad Motor Cars Servicing	SBMC	-	Suspend/ISC	1.69	-	-	-	-	-	-	-	1.5	9M12	4.9	1.0
Baghdad Passengers Transport	SBPT	34.00	34.00	34.00	0.0%	34.00	34.00	7	0	5	2.5	14.1	3M14	83.3	12.1

Source: Iraq Stock Exchange

Performance of Traded Shares

Company Names	ISX Code	Opening Price (IQD/share)	Price at Session Close (IQD/share)	Previous Closing Price (IQD/share)	Change in Closing Price	Highest Price (IQD/share)	Lowest Price (IQD/share)	No.of Trades (#/d)	No. of Traded Shares (mn)/d	Trading Vol. (IQDmn) /d	Avg. daily trading vol. ('000 \$)*	Mcap (\$mn)	Last Fin.**	P/E (Last)	P/BV (Last)
Services Sector (Cont.)															
Iraqi for General Transp.	SIGT	-	Suspend/ISC	7.21	-	-	-	-	-	-	-	9.0	6M13	-	2.1
Iraqi Land Transport	SILT	1.75	1.75	1.75	0.0%	1.75	1.75	9	8	14	15.7	20.4	6M14	-	1.2
Kharkh Tour Amuzement City***	SKTA	5.75	5.75	5.75	0.0%	5.75	5.75	13	2	10	1.8	2.4	6M14	24.0	4.1
Al-Mosul for Funfairs	SMOF	-	no trade	13.50	-	-	-	-	-	-	1.0	4.5	9M13	5.6	2.1
Mamoura Realestate Inv.***	SMRI	3.89	3.84	3.89	-1.3%	3.89	3.84	7	5	19	35.5	52.7	6M14	-	3.9
AL-Nukhba for Construction	SNUC	-	no trade	0.80	-	-	-	-	-	-	0.1	1.3	3M14	51.3	0.8
Services Sector Total								43	16	51		114.2			
Agriculture Sector															
Al-Ahlyia for Agricultural Prod.	AAHP	-	no trade	1.04	-	-	-	-	-	-	0.0	0.5	9M13	17.0	2.7
Iraqi Agr. Prod. Mark. Meat***	AIPM	6.25	6.30	6.35	-0.8%	6.30	6.25	5	1	6	0.8	23.6	9M13	-	3.8
Iraqi Agricultural Products	AIRP	-	no trade	12.00	-	-	-	-	-	-	0.2	3.6	3M14	15.8	4.6
Iraqi for Seed Production	AISP	7.20	7.20	7.20	0.0%	7.40	7.20	19	1	11	8.0	30.7	3M12	-	5.8
Modern Animal & Agr. Production	AMAP	-	no trade	0.67	-	-	-	-	-	-	0.1	2.0	9M13	19.0	0.9
Middle East for Prod.- Fish	AMEF	-	no trade	7.00	-	-	-	-	-	-	0.1	1.7	FY12	6.3	1.5
Agriculture Sector Total								24	2	16		62.1			
Insurance Sector															
AHliya For Insurance	NAHF	-	no trade	0.95	-	-	-	-	-	-	0.3	2.0	3M14	9.7	0.7
Al-Ameen for Insurance	NAME	-	no trade	1.32	-	-	-	-	-	-	1.1	3.3	3M14	4.7	1.1
Dar Al-Salam for Insurance	NDSA	-	no trade	2.10	-	-	-	-	-	-	0.1	5.1	6M14	10.7	1.4
Gulf Insurance&Reinsurance	NGIR	0.68	0.68	0.68	0.0%	0.68	0.68	2	4	3	0.0	1.1	3M13	2.4	0.5
Al-Hamraa for Insurance (NR)	NHAM	-	Suspend/GA	1.71	-	-	-	-	-	-	-	4.3	3M14	4.5	0.9
Insurance Sector Total								2	4	3		15.7			
Investment Sector															
Al-Ameen Financial Inv. (NR)	VAMF	-	no trade	1.28	-	-	-	-	-	-	0.1	1.1	9M12	-	1.7
AL- Batek Investment(NR)	VBAT	-	no trade	0.80	-	-	-	-	-	-	-	0.7	3M14	-	0.6
Al-Khair for Financial Inv. (NR)	VKHF	-	Suspend/ISC	0.40	-	-	-	-	-	-	0.0	2.3	FY12	-	0.4
Bain Al-Nahrain Financial Inv.(NR)	VMES	-	no trade	1.00	-	-	-	-	-	-	-	0.8	3M13	-	0.8
AL-Wiaam for Financial Inv.	VWIF	-	no trade	1.20	-	-	-	-	-	-	0.0	2.0	3M14	-	1.1
Al-Zawraa for Financial Inv.	VZAF	-	no trade	0.85	-	-	-	-	-	-	0.0	0.8	3M14	6.9	0.7
Investment Sector Total												7.7			
Grand Total								586	3,286	3,880		9,105.5			

Source: Iraq Stock Exchange

*Average data was calculated according to recent six months, by dividing the total daily trading volume (excluding two highest trading vol.) to total number of trading days (excluding the No. of days share were suspended due to GA or by ISC).

** Last Financials: The date of the most recent financial statements.

P/E (Last): We divide "Current MCap" to "annualized YTD profit".

P/BV (Last): Calculated by dividing "Current Mcap" to "BV in its Last Financials".

***When the original shares resume trading, we start using the number of shares that the company will reach after the capital increase with the assumption that the capital increase was reflected to the price of the shares. We use the new capital in calculating Mcap.

Note: "Suspend/ISC" companies are not trading due to ISC Instructions.

"Suspend/GA" companies are not trading due to General Assembly Meetings.

"(NR)": These are the companies which are trading in the Non-Regular market (in compliance with Iraq Securities Commission law numbered 132/9 on 20/12/2012). These companies were moved to the secondary market (non-regular) because of the decrease in their trading volume and the number of days that these companies are being traded for. Please note, according to the Regulations of the Secondary Market, in each trading session, the average share price will be calculated for each share. The maximum increase and

For any inquiries, contact:

Research

Aysegul Ozge Ozgur - SVP, Head of Research (aozgur@rs.iq)

Tugba Tan, Analyst (ttan@rs.iq)

research@rs.iq

Tel: +90 212 219 2524

Mob: +90 539 456 4566

Trading

traders@rs.iq

Tel: +964 727 002 0407

Info

info@rs.iq

Tel: +964 (790) 133 1492

RS Bloomberg page: <RSIQ>


RS Website: RS.IQ



Asiacell has won "EMEA Finance's Best IPO in EMEA award" in EMEA Finance's Achievement Awards 2013.
(Arranger of the deal: Rabee Securities (RS))



Asiacell was named the winner of the corporate finance category in the 2013 Association of Corporate Treasures Middle East Deals (ACTME) of the Year Awards
(Arranger of the deal: Rabee Securities (RS))



Baghdad HQ

903/14/19
Karada, Baghdad, Iraq
Tel: +964 727 002 0407

Erbil

Italian Village offices
Office No: 32, Erbil, Iraq
Tel: +964 770 493 9999

Suleymani

Rand Gallery
Office No: 9, Floor:3 , Suleymani, Iraq
Tel: +964 770 651 9944

Istanbul Rep. Office

Halaskargazi cad. No: 103/7A
Osmanbey, Istanbul, Turkey
Tel: +90 212 219 2524
Mob: +90 539 456 4566

DISCLAIMER

This publication may not be reproduced, modified, or re-disseminated in whole or in part without the prior written permission of Rabee Securities. The information provided herein is of a general nature and for informational purposes only and is not intended to serve as an offer or solicitation with respect to the purchase or sale of any security, or as a recommendation to adopt any particular trading strategy. Such information is subject to change without prior notice. Although Rabee Securities obtains information from sources it considers reliable, Rabee Securities makes no representations or warranties, express or implied, as to the information's accuracy or completeness. Furthermore, such information may be incomplete or condensed. Rabee Securities, its affiliates, directors, employees, assigns, agents, and successors bear no liability for any errors or omissions in this publication or for any losses arising from the use of or reliance upon this information. This limitation on liability applies to direct, indirect, consequential, special, punitive, or other damages, as well as damages for loss of profits or business interruption. Investors shall bear all responsibility for investment decisions taken on the basis of the contents of this report. Rabee Securities strongly advises potential investors to seek financial guidance when determining whether an investment is appropriate to their needs. All estimates included in this report constitute Rabee Securities' opinion as of the date published on the report and are subject to change without notice.