

For any inquiries, contact:

Research

Aysegul Ozge Ozgur - SVP, Head of Research (aozgur@rs.iq)
Tugba Tan, Analyst (ttan@rs.iq)
research@rs.iq

Trading

traders@rs.iq
Address: 903/14/19
Karada
Baghdad-Iraq
Tel: +964 (0) 727 002 0407
info@rs.iq

RS Website: RS.IQ

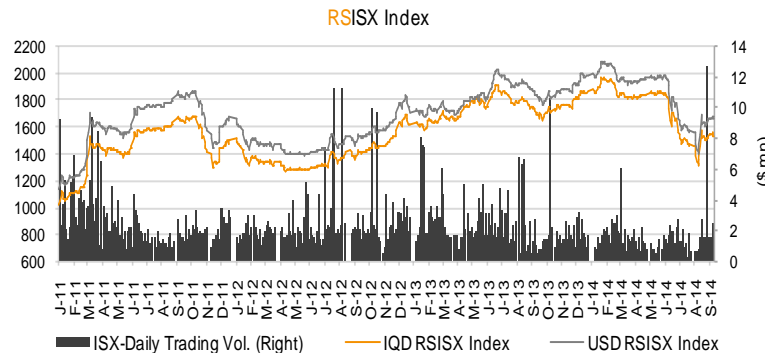
RS Bloomberg page: <RSIQ>

Closing prices for the shares traded on the ISX are now available on Bloomberg.

DISCLAIMER

This publication may not be reproduced, modified, or re-disseminated in whole or in part without the prior written permission of Rabee Securities. The information provided herein is of a general nature and for informational purposes only and is not intended to serve as an offer or solicitation with respect to the purchase or sale of any security, or as a recommendation to adopt any particular trading strategy. Such information is subject to change without prior notice. Although Rabee Securities obtains information from sources it considers reliable, Rabee Securities makes no representations or warranties, express or implied, as to the information's accuracy or completeness. Furthermore, such information may be incomplete or condensed. Rabee Securities, its affiliates, directors, employees, assigns, agents, and successors bear no liability for any errors or omissions in this publication or for any losses arising from the use of or reliance upon this information. This limitation on liability applies to direct, indirect, consequential, special, punitive, or other damages, as well as damages for loss of profits or business interruption. Investors shall bear all responsibility for investment decisions taken on the basis of the contents of this report. Rabee Securities strongly advises potential investors to seek financial guidance when determining whether an investment is appropriate to their needs. All estimates included in this report constitute Rabee Securities' opinion as of the date published on the report and are subject to change without notice.

Iraqi Dinar Value **Daily Value Traded**
(CBI Auction Price: 1166 / Market Exchange Rate: 1203) **IQD1,476,769,000**



The RSISX Performance

	Close	Change	YTD Change
IQD RSISX	1534	-0.1%	-17.8%
USD RSISX	1655	-0.1%	-16.7%

News from Iraq

Politics

- The President of the United States, Barack Obama said that the US will expand airstrikes in Iraq. He also confirmed that the US will conduct intelligence, surveillance and reconnaissance flights over Iraq to improve targeting information; and coordinate U.S. military activities across Iraq. Those 475 troops join a little over 1,100 U.S. troops already in Iraq." (Iraqi News)
- Foreign Minister Ibrahim al-Jaafari discussed with the US state secretary John Kerry the bilateral relations and ways to mobilize international support to deter the terrorist organization of Daash. Kerry arrived in Baghdad this morning, coming from Saudi Arabia, and met with Prime Minister Haider al-Abadi. (Zawya)
- On Wednesday, the Secretary-General of the United Nations Ban Ki-moon indicated that the formation of an international coalition to confront the organization of the IS does not require a resolution of the UN Security Council, while welcoming the formation of the new Iraqi government. (Iraqi News)
- High-profile French politicians are urging greater international support for Iraqi Kurds in their fight against jihadists of the IS, saying the autonomous region is fighting for Western democratic values and should be helped in its protection of Christians and Yazidis. "The Kurds are fighting also for our democratic values and for our safety," said a petition.

Economics

- On Wednesday evening, the American President Barack Obama decided to send \$25mn of military aid to the Iraqi government without giving further details. (Iraqi News)
- Iranian Oil Minister, Bijan Zangana announced on Wednesday, that fighting between Iraqi forces and terrorists of the IS organization will delay a plan to export natural gas to Iraq. (Zawya)

ISX - Company Announcements

- New shares of Kharkh Tour A. City (SKTA) from the capital increase to IQD500mn through 35.9% bonus issue will resume trading on Sep. 14, 2014.

Best and Worst Performers

Best Performers	Code	Closing Price(IQD)	% Chg.	Trading Vol. (\$'000)/d
Babylon Bank	BBAY	0.440	10.0%	39.1
Kharkh Tour Amusement City	SKTA	6.500	8.7%	7.7
Al-Mosul for Funfairs	SMOF	16.000	6.3%	0.8
Dar Es Salaam Inv. Bank	BDSI	1.070	3.9%	107.6
Iraqi Middle East Inv. Bank	BIME	0.860	2.4%	57.6

Worst Performers	Code	Closing Price(IQD)	% Chg.	Trading Vol. (\$'000)/d
Al-Ameen Estate Investment	SAEI	0.750	-16.7%	1.2
Ishtar Hotels	HISH	42.000	-5.1%	19.6
Modern Paint Industries	IMPI	1.250	-3.8%	5.4
Iraqi Date Processing & Marketing	IIDP	1.050	-2.8%	68.7
Middle East for Production- Fish	AMEF	8.250	-2.6%	0.6

Top 5 Traded Volume	Code	Trading Vol. (IQDmn)/d	Trading Vol. (\$'000)/d	Share in total T. Volume
Bank of Baghdad	BBOB	267.0	221.9	18.1%
Mansour Bank	BMNS	181.0	150.4	12.3%
Gulf Commercial Bank	BGUC	164.0	136.3	11.1%
Dar Es Salaam Inv. Bank	BDSI	129.4	107.6	8.8%
Sumer Commercial Bank	BSUC	108.0	89.8	7.3%

Distribution of Trading Volumes by Sectors

Sector	Trading Vol. (IQD mn)/d	Trading Vol. ('000 \$)/d	Share in Total Trading Volume (%)
Telecom Sector	2.2	1.8	0.1%
Banking Sector	1,161.2	965.2	78.6%
Industry Sector	216.9	180.3	14.7%
Hotels & Tourism Sec.	57.1	47.5	3.9%
Services Sector	32.2	26.8	2.2%
Agriculture Sector	7.1	5.9	0.5%
Insurance Sector	-	-	-
Investment Sector	-	-	-
Total	1,476.8	1,227.6	100.0%

Daily Transactions in Brief

The RSISX index ended the day at **IQD1,534 / \$1,655, -0.1% (-17.8% YTD and -16.7% YTD, respectively)**.

The number of traded shares was **1.3bn** and the trading volume was **IQD1.5bn (\$1.2mn)**.

12 out of **44** traded listed stocks' price increased while the prices of **15** stocks decreased, and the price of remaining **17** stocks haven't changed.

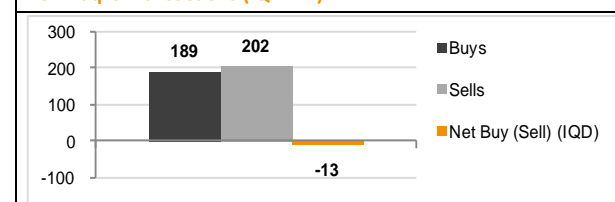
Non Iraqis executed 86 transactions in this session:

Buys - 33 transactions in **7** companies operating in banking, industry and services sectors.

Sells - 53 transactions in **4** companies operating in banking and services sectors.

Net sales realized at **IQD13mn (\$11K)**, while their share in total trading volume was **13.2%**.

Non Iraqi's Transactions (IQD mn)



Note: Follow Rabee Securities (RS) on Twitter, join Facebook and LinkedIn groups.



Performance of Traded Shares

Company Names	ISX Code	Opening Price (IQD/share)	Price at Session Close (IQD/share)	Previous Closing Price (IQD/share)	Change in Closing Price	Highest Price (IQD/share)	Lowest Price (IQD/share)	No. of Trades (#/d)	No. of Traded Shares (mn)/d	Trading Vol. (IQDmn) /d	Avg. daily trading vol. ('000 \$)*	Mcap (\$mn)	Last Fin.**	P/E (Last)	P/BV (Last)
Telecom Sector															
Asiacell Communications PJSC	TASC	15.50	15.50	15.50	0.0%	15.50	15.50	3	0	2	12.8	3,479.0	6M14	10.2	2.4
Telecom Sector Total									3	0	2		3,479.0		
Banking Sector															
Ashur International Bank	BASH	0.82	0.82	0.83	-1.2%	0.82	0.81	5	1	1	4.1	170.4	6M14	8.6	0.7
Babylon Bank***	BBAY	0.40	0.44	0.40	10.0%	0.44	0.40	37	110	47	7.0	91.4	3M14	27.2	0.7
Bank of Baghdad	BBOB	1.66	1.69	1.67	1.2%	1.69	1.66	42	160	267	220.8	351.2	6M14	16.8	1.4
Commercial Bank of Iraq	BCOI	0.70	0.71	0.70	1.4%	0.71	0.70	17	23	16	21.5	147.5	3M14	19.3	0.9
Dijlah & Furat Bank***	BDFD	0.69	0.70	0.70	0.0%	0.70	0.69	6	13	9	0.6	145.5	6M14	-	1.4
Dar Es Salaam Inv. Bank	BDSI	1.03	1.07	1.03	3.9%	1.07	1.03	19	125	129	14.3	133.4	6M14	13.5	0.9
Economy Bank	BEFI	-	Suspend/ISC	0.72	-	-	-	-	-	-	0.4	149.6	3M14	23.3	0.8
Elaf Islamic Bank***	BELF	-	no trade	0.65	-	-	-	-	-	-	0.3	135.1	6M14	16.3	0.9
Gulf Commercial Bank***	BGUC	0.97	0.97	0.97	0.0%	0.97	0.97	34	169	164	173.1	241.9	6M14	6.4	0.9
Investment Bank of Iraq	BIBI	-	Suspend/GA	1.00	-	-	-	-	-	-	49.3	207.8	6M14	6.9	0.8
Iraqi Islamic Bank	BIIB	-	no trade	0.96	-	-	-	-	-	-	141.3	199.5	6M14	11.4	0.8
Iraqi Middle East Bank	BIME	0.84	0.86	0.84	2.4%	0.86	0.84	20	81	69	142.5	178.7	6M14	16.5	0.7
Kurdistan Int. Bank	BKUI	2.15	2.17	2.20	-1.4%	2.19	2.15	9	5	11	32.9	721.5	6M14	18.5	1.9
Mosul Bank***	BMFI	-	Suspend/ISC	0.73	-	-	-	-	-	-	20.5	153.2	3M14	5.8	0.7
Al-Mansour Bank	BMNS	1.13	1.11	1.13	-1.8%	1.13	1.11	48	162	181	20.9	230.7	6M14	14.9	1.0
National Bank of Iraq	BNOI	0.80	0.80	0.80	0.0%	0.80	0.80	8	33	26	3.9	166.3	6M14	17.7	0.7
North Bank	BNOR	1.40	1.39	1.40	-0.7%	1.40	1.38	49	61	85	67.6	346.6	6M14	15.2	1.3
Credit Bank of Iraq	BROI	1.07	1.08	1.07	0.9%	1.09	1.07	19	21	23	29.9	224.4	6M14	22.1	0.9
Sumer Commercial Bank	BSUC	0.92	0.92	0.92	0.0%	0.92	0.92	6	117	108	101.6	191.2	6M14	104.2	0.9
United Bank	BUND	0.82	0.83	0.82	1.2%	0.83	0.82	12	29	24	16.3	207.0	6M14	7.6	0.7
Union Bank	BUOI	-	no trade	1.10	-	-	-	-	-	-	3.6	230.4	6M14	7.5	1.2
Banking Sector Total									331	1,110	1,161		4,623.4		

Source: Iraq Stock Exchange

Performance of Traded Shares

Company Names	ISX Code	Opening Price (IQD/share)	Price at Session Close (IQD/share)	Previous Closing Price (IQD/share)	Change in Closing Price	Highest Price (IQD/share)	Lowest Price (IQD/share)	No. of Trades (#/d)	No. of Traded Shares (mn)/d	Trading Vol. (IQDmn) /d	Avg. daily trading vol. ('000 \$)*	Mcap (\$mn)	Last Fin.**	P/E (Last)	P/BV (Last)
Industry Sector															
Baghdad for Packing Materials	IBPM	-	Suspend/GA	1.66	-	-	-	-	-	-	0.6	1.5	6M14	22.7	1.6
Baghdad Soft Drinks	IBSD	2.35	2.36	2.35	0.4%	2.38	2.33	47	31	73	58.1	260.9	6M14	20.8	1.7
Electronic Industries	IELI	1.65	1.65	1.65	0.0%	1.65	1.65	1	1	2	4.3	24.7	3M14	-	1.2
Fallujah for Construction Mat.***	IFCM	1.73	1.73	1.73	0.0%	1.73	1.73	1	0	0	0.4	4.5	9M13	100.1	1.9
Nationality Househ. Furniture	IHFI	-	no trade	0.90	-	-	-	-	-	-	-	0.9	3M14	-	0.6
Al-Hilal Industries	IHLI	-	no trade	0.74	-	-	-	-	-	-	3.1	7.6	6M14	-	-
Iraqi for Carton Manufact. & Trading	IICM	0.38	0.38	0.38	0.0%	0.38	0.38	4	3	1	0.3	1.2	6M14	-	-
Iraqi Date Processing&Mark.	IIDP	1.06	1.05	1.08	-2.8%	1.07	1.05	35	78	83	12.9	15.1	3M12	7.0	1.0
Iraqi Engineering Works	IIEW	0.85	0.85	0.85	0.0%	0.85	0.85	1	0	0	0.2	1.1	6M14	-	0.7
Iraqi For Tufted Carpets	IITC	3.55	3.55	3.55	0.0%	3.55	3.55	4	13	45	0.3	1.5	6M14	6.1	0.9
Al-Khazer for Construction M.	IKHC	-	no trade	2.20	-	-	-	-	-	-	0.0	2.0	9M13	20.6	1.9
AL- Kindi of Veterinary Vac.	IKLV	1.44	1.45	1.45	0.0%	1.45	1.43	8	3	4	5.6	6.5	6M14	-	1.2
Al-Mansour Pharma. Ind.	IMAP	0.67	0.67	0.67	0.0%	0.67	0.67	3	1	1	3.5	3.6	6M14	11.9	0.6
Modern Chemical Industries(NR)	IMCI	-	no trade	39.80	-	-	-	-	-	-	0.0	4.4	6M14	18.6	1.0
Modern Construction Mat.	IMCM	-	no trade	0.56	-	-	-	-	-	-	0.0	2.5	9M13	-	0.6
Metallic Ind. and Bicycles	IMIB	-	Suspend/GA	0.87	-	-	-	-	-	-	0.4	5.4	6M14	-	3.1
Modern Sewing	IMOS	-	no trade	3.05	-	-	-	-	-	-	1.3	2.3	6M14	17.0	3.0
Modern Paint Industries	IMPI	1.25	1.25	1.30	-3.8%	1.25	1.25	8	5	6	5.3	9.6	3M14	-	1.5
National Chemical Industries	INCP	0.80	0.79	0.78	1.3%	0.80	0.77	4	3	2	4.5	10.0	3M14	-	1.5
North Soft Drinks	INSD	-	Suspend/ISC	0.35	-	-	-	-	-	-	-	12.1	3M13	-	0.4
Ready Made Clothes	IRMC	3.35	3.35	3.32	0.9%	3.35	3.35	1	0	0	0.3	4.4	6M14	56.9	3.0
The Light Industries	ITLI	0.61	0.61	0.61	0.0%	0.61	0.61	1	0	0	3.1	8.5	6M14	-	-
Industry Sector Total								118	138	217		390.2			
Hotels & Tourism Sector															
Ashour Hotel	HASH	-	no trade	8.00	-	-	-	-	-	-	0.4	2.5	3M14	6.8	13.5
Baghdad Hotel	HBAG	11.00	11.00	11.27	-2.4%	11.00	11.00	7	0	2	3.5	35.1	6M14	26.7	10.9
Babylon Hotel	HBAY	70.00	70.00	71.00	-1.4%	70.00	70.00	1	0	1	19.9	78.6	6M14	-	-
Ishtar Hotels***	HISH	42.75	42.00	44.25	-5.1%	42.75	42.00	12	1	24	4.7	78.6	6M14	137.3	18.1
Karbala Hotels	HKAR	1.65	1.65	1.65	0.0%	1.65	1.65	1	6	10	6.7	6.9	3M14	-	1.5
Mansour Hotel	HMAN	-	no trade	28.00	-	-	-	-	-	-	6.8	68.0	FY13	-	42.6
National for Tourist Invest.	HNTI	-	Suspend/GA	21.00	-	-	-	-	-	-	11.8	94.9	3M14	62.1	14.4
Palestine Hotel	HPAL	17.20	17.20	17.20	0.0%	17.25	17.16	15	1	20	30.2	63.9	6M14	15.4	11.6
Al-Sadeer Hotel	HSAD	-	no trade	35.00	-	-	-	-	-	-	4.3	36.0	6M14	94.6	35.4
Mosul Dam Tourist Village	HTVM	-	no trade	8.00	-	-	-	-	-	-	1.1	1.6	FY13	-	-
Hotel&Tourism Sector Total								36	8	57		466.1			
Services Sector															
Al-Ameen Estate Inv.(NR)	SAEI	0.75	0.75	0.90	-16.7%	0.75	0.75	1	2	2	1.9	4.3	3M14	-	0.8
AL-Badia for General Trans	SBAG	1.70	1.70	1.72	-1.2%	1.70	1.70	2	0	1	5.5	3.1	3M14	85.9	0.9
Baghdad Motor Cars Servicing	SBMC	-	Suspend/ISC	1.69	-	-	-	-	-	-	-	1.5	9M12	4.9	1.0
Baghdad Passengers Transport	SBPT	35.20	35.20	36.00	-2.2%	35.20	35.20	1	0	2	2.7	14.6	3M14	86.2	12.5

Source: Iraq Stock Exchange

Performance of Traded Shares

Company Names	ISX Code	Opening Price (IQD/share)	Price at Session Close (IQD/share)	Previous Closing Price (IQD/share)	Change in Closing Price	Highest Price (IQD/share)	Lowest Price (IQD/share)	No. of Trades (#/d)	No. of Traded Shares (mn)/d	Trading Vol. (IQDmn) /d	Avg. daily trading vol. ('000 \$)*	Mcap (\$mn)	Last Fin.**	P/E (Last)	P/BV (Last)
Services Sector (Cont.)															
Iraqi for General Transp.	SIGT	-	Suspend/ISC	7.21	-	-	-	-	-	-	-	9.0	6M13	-	2.1
Iraqi Land Transport	SILT	-	no trade	1.78	-	-	-	-	-	-	14.8	20.7	6M14	-	1.3
Kharkh Tour Amuzement City***	SKTA	5.80	6.50	5.98	8.7%	6.50	5.80	7	2	9	1.8	2.7	6M14	27.1	4.7
Al-Mosul for Funfairs	SMOF	16.00	16.00	15.05	6.3%	16.00	16.00	1	0	1	1.1	5.3	9M13	6.7	2.5
Mamoura Realestate Inv.***	SMRI	3.82	3.80	3.85	-1.3%	3.82	3.80	6	5	18	31.7	52.2	6M14	-	3.9
AL-Nukhba for Construction	SNUC	-	no trade	0.79	-	-	-	-	-	-	0.1	1.3	3M14	50.7	0.8
Services Sector Total								18	9	32		114.8			
Agriculture Sector															
Al-Ahlyia for Agricultural Prod.	AAHP	-	no trade	1.10	-	-	-	-	-	-	0.0	0.5	9M13	18.0	2.9
Iraqi Agr. Prod. Mark. Meat***	AIPM	6.25	6.30	6.34	-0.6%	6.30	6.20	4	0	1	0.8	23.6	9M13	-	3.8
Iraqi Agricultural Products	AIRP	12.00	12.00	12.00	0.0%	12.00	12.00	1	0	0	0.2	3.6	3M14	15.8	4.6
Iraqi for Seed Production	AISP	7.15	7.15	7.20	-0.7%	7.15	7.15	10	1	5	8.0	30.5	3M12	-	5.8
Modern Animal & Agr. Production	AMAP	-	no trade	0.65	-	-	-	-	-	-	0.1	1.9	9M13	18.4	0.9
Middle East for Prod.- Fish	AMEF	8.00	8.25	8.47	-2.6%	8.25	7.90	5	0	1	0.1	2.1	FY12	7.4	1.7
Agriculture Sector Total								20	1	7		62.2			
Insurance Sector															
AHliya For Insurance	NAHF	-	no trade	0.92	-	-	-	-	-	-	0.2	1.9	3M14	9.4	0.7
Al-Ameen for Insurance	NAME	-	no trade	1.40	-	-	-	-	-	-	0.9	3.5	3M14	5.0	1.1
Dar Al-Salam for Insurance	NDSA	-	no trade	2.10	-	-	-	-	-	-	0.1	5.1	6M14	10.7	1.4
Gulf Insurance&Reinsurance	NGIR	-	no trade	0.68	-	-	-	-	-	-	0.0	1.1	3M13	2.4	0.5
Al-Hamraa for Insurance (NR)	NHAM	-	Suspend/GA	1.71	-	-	-	-	-	-	-	4.3	3M14	4.5	0.9
Insurance Sector Total								-	-	-		15.9			
Investment Sector															
Al-Ameen Financial Inv. (NR)	VAMF	-	no trade	1.46	-	-	-	-	-	-	0.1	1.2	9M12	-	2.0
Al-Ayaam Financial Inv. (NR)	VAYF	-	Suspend/ISC	0.62	-	-	-	-	-	-	-	0.2	FY12	-	0.6
AL- Batek Investment(NR)	VBAT	-	no trade	0.80	-	-	-	-	-	-	-	0.7	3M14	-	0.6
Al-Khaima Financial Inv.(NR)	VKHA	-	Suspend/ISC	0.87	-	-	-	-	-	-	-	0.3	FY12	-	0.8
Al-Khair for Financial Inv. (NR)	VKHF	-	Suspend/ISC	0.40	-	-	-	-	-	-	0.0	2.3	FY12	-	0.4
Bain Al-Nahrain Financial Inv.(NR)	VMES	-	no trade	1.00	-	-	-	-	-	-	-	0.8	3M13	-	0.8
AL-Wiaam for Financial Inv.	VWIF	-	no trade	1.20	-	-	-	-	-	-	0.0	2.0	3M14	-	1.1
Al-Zawraa for Financial Inv.	VZAF	-	no trade	0.85	-	-	-	-	-	-	0.0	0.8	3M14	6.9	0.7
Investment Sector Total								-	-	-		8.4			
Grand Total								526	1,266	1,477		9,159.9			

Source: Iraq Stock Exchange

*Average data was calculated according to recent six months, by dividing the total daily trading volume (excluding two highest trading vol.) to total number of trading days (excluding the No. of days share were suspended due to GA or by ISC).

** Last Financials: The date of the most recent financial statements.

P/E (Last): We divide "Current MCap" to "annualized YTD profit".

P/BV (Last): Calculated by dividing "Current MCap" to "BV in its Last Financials".

***When the original shares resume trading, we start using the number of shares that the company will reach after the capital increase with the assumption that the capital increase was reflected to the price of the shares. We use the new capital in calculating MCap.

Note: "Suspend/ISC" companies are not trading due to ISC Instructions.

"Suspend/GA" companies are not trading due to General Assembly Meetings.

"(NR)": These are the companies which are trading in the Non-Regular market (in compliance with Iraq Securities Commission law numbered 132/9 on 20/12/2012). These companies were moved to the secondary market (non-regular) because of the decrease in their trading volume and the number of days that these companies are being traded for. Please note, according to the Regulations of the Secondary Market, in each trading session, the average share price will be calculated for each share. The maximum increase and decrease of +/- 20% will be based on the average price in the previous session. The price should be valid during three effective trading sessions after the listing, and it will be free in the first trading session after capital increasing.

For any inquiries, contact:

Research

Aysegul Ozge Ozgur - SVP, Head of Research (aozgur@rs.iq)

Tugba Tan, Analyst (ttan@rs.iq)

research@rs.iq

Tel: +90 212 219 2524

Mob: +90 539 456 4566

Trading

traders@rs.iq

Tel: +964 727 002 0407

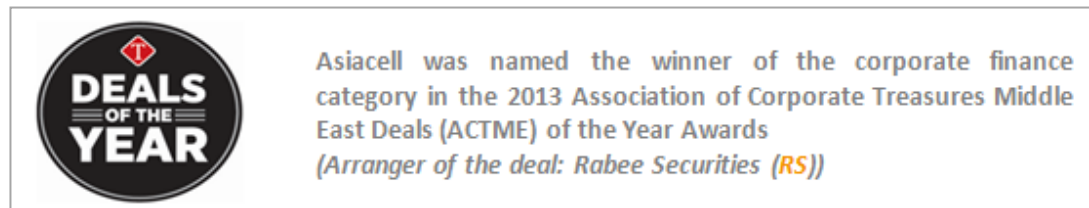
Info

info@rs.iq

Tel: +964 (790) 133 1492

RS Bloomberg page: <RSIQ>

RS Website: RS.IQ



Baghdad HQ

903/14/19
Karada, Baghdad, Iraq
Tel: +964 727 002 0407

Erbil

Italian Village offices
Office No: 32, Erbil, Iraq
Tel: +964 770 493 9999

Suleymani

Rand Gallery
Office No: 9, Floor:3 , Suleymani, Iraq
Tel: +964 770 651 9944

Istanbul Rep. Office

Halaskargazi cad. No: 103/7A
Osmanbey, Istanbul, Turkey
Tel: +90 212 219 2524
Mob: +90 539 456 4566

DISCLAIMER

This publication may not be reproduced, modified, or re-disseminated in whole or in part without the prior written permission of Rabee Securities. The information provided herein is of a general nature and for informational purposes only and is not intended to serve as an offer or solicitation with respect to the purchase or sale of any security, or as a recommendation to adopt any particular trading strategy. Such information is subject to change without prior notice. Although Rabee Securities obtains information from sources it considers reliable, Rabee Securities makes no representations or warranties, express or implied, as to the information's accuracy or completeness. Furthermore, such information may be incomplete or condensed. Rabee Securities, its affiliates, directors, employees, assigns, agents, and successors bear no liability for any errors or omissions in this publication or for any losses arising from the use of or reliance upon this information. This limitation on liability applies to direct, indirect, consequential, special, punitive, or other damages, as well as damages for loss of profits or business interruption. Investors shall bear all responsibility for investment decisions taken on the basis of the contents of this report. Rabee Securities strongly advises potential investors to seek financial guidance when determining whether an investment is appropriate to their needs. All estimates included in this report constitute Rabee Securities' opinion as of the date published on the report and are subject to change without notice.