

For any inquiries, contact:

Research

Aysegul Ozge Ozgur - SVP, Head of Research (aozgur@rs.iq)
Tugba Tan, Analyst (ttan@rs.iq)
research@rs.iq

Trading

traders@rs.iq
Address: 903/14/19

Karada
Baghdad-Iraq

Tel: +964 (0) 727 002 0407

info@rs.iq

RS Website: RS.IQ

RS Bloomberg page: <RSIQ>

Closing prices for the shares traded on the ISX are now available on Bloomberg.

DISCLAIMER

This publication may not be reproduced, modified, or re-disseminated in whole or in part without the prior written permission of Rabee Securities. The information provided herein is of a general nature and for informational purposes only and is not intended to serve as an offer or solicitation with respect to the purchase or sale of any security, or as a recommendation to adopt any particular trading strategy. Such information is subject to change without prior notice. Although Rabee Securities obtains information from sources it considers reliable, Rabee Securities makes no representations or warranties, express or implied, as to the information's accuracy or completeness. Furthermore, such information may be incomplete or condensed. Rabee Securities, its affiliates, directors, employees, assigns, agents, and successors bear no liability for any errors or omissions in this publication or for any losses arising from the use of or reliance upon this information. This limitation on liability applies to direct, indirect, consequential, special, punitive, or other damages, as well as damages for loss of profits or business interruption. Investors shall bear all responsibility for investment decisions taken on the basis of the contents of this report. Rabee Securities strongly advises potential investors to seek financial guidance when determining whether an investment is appropriate to their needs. All estimates included in this report constitute Rabee Securities' opinion as of the date published on the report and are subject to change without notice.

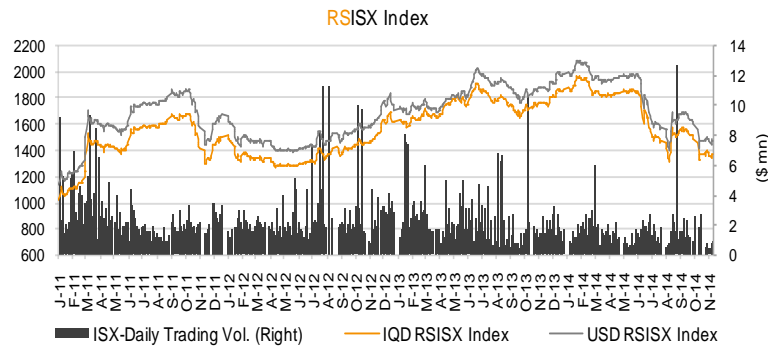
Daily Bulletin / Wednesday

Iraqi Dinar Value

(CBI Auction Price: 1166 / Market Exchange Rate: 1199)

Daily Value Traded

IQD1,075,642,000



The RSISX Performance

	Close	Change	YTD Change
IQD RSISX	1372	0.6%	-26.4%
USD RSISX	1486	0.6%	-25.2%

News from Iraq

Politics

- On Tuesday, the President of Iraq Fuad Masum and a delegation of Iraq's Foreign Minister Ibrahim al-Jaafari, Interior Minister Mohamed Salem Ghaban, and other government officials arrived in al-Riyad airbase on an official visit to Saudi Arabia. (Iraqi News)
- In a meeting in London on Friday with the Kurdistan Region's Chancellor of the Security Council, Masrour Barzani, British Defense Secretary Michael Fallon said, UK is planning to provide more advanced weaponry at the nearest opportunity to the Peshmarga forces. (Iraq Business N.)
- A statement by the Iraqi Foreign Ministry cited "The spokesperson of the French Foreign Ministry stated that the Iraqi Army proved its ability in combating terrorism in the battlefields." (Iraqi News)
- The Mayor of Beiji district, Mohammed al-Jobouri, resumed his tasks after eliminating the IS terrorists from Beiji district. (Iraqi News)
- The Iraqi Security Committee of the local government in Baghdad revealed that the first batch of sniffer dogs (which are trained to detect explosives and car bombs) will be deployed in the next few days. It's around 410 dogs of US origin. (Iraqi News)
- The security forces conducted a military operation from three sides in al-Adheim Dam area in Diyala on Wednesday. Security source stated "The security forces and the volunteers started the operation to liberate the area from the terrorists of the IS." (Iraqi News)

Economics

- The Second Deputy Speaker, Aram Sheikh Mohammed stated "The parliament extended the chapter of its first term till endorsing the Budget law." (Iraqi News)
- Iraq's Minister of Electricity, Qasim M. Abid Hammadi al-Fahadawi held a meeting with the French Ambassador to Iraq, Marc Barety, on Sunday. The Ambassador congratulated the Minister on his new role, and assured the Minister of the full support of the French government and private sector companies in the development of Iraq's electricity infrastructure. (Iraq Business N.)

ISX - Company Announcements

- Bain Al-Nahrain Financial Inv. (VMES) will hold its AGM* on Nov. 19, 2014 to discuss and approve 2013 annual financial results and elect new board members. ISX suspended trading of VMES starting today (Nov. 12, 2014).
- Shares of Middle East for Prod. Fish (AMEF) resumed trading today (Nov. 12, 2014), after they approved 2013 annual financial results and distributing 20% cash dividend (IQD0.20 per share). AMEF closed the day at IQD8.50 per share, up 1.4%.
- Al-Khair for Financial Inv. (VKHF) and AL- Batek Investment (VBAT) resumed trading today (Nov. 12, 2014) after fulfilling ISC's disclosure requirements.

**(Please note that the ex-date for capital increases and dividend distributions is referred to as "Trading-Suspension day" which is normally one week before the General Assembly Meetings.)*

Best and Worst Performers

Best Performers	Code	Closing Price(IQD)	% Chg.	Trading Vol. (\$'000)/d
Al-Ameen Financial Investment	VAMF	1.370	9.6%	1.1
Iraqi for Carton Manufact. & Trading	IICM	0.550	7.8%	0.1
Kurdistan Int. Bank	BKUI	1.940	7.8%	42.7
Mamoura Realestate	SMRI	4.400	7.3%	109.1
Ready Made Clothes	IRMC	4.700	5.6%	1.1

Worst Performers	Code	Closing Price(IQD)	% Chg.	Trading Vol. (\$'000)/d
Baghdad Passengers Transport	SBPT	47.000	-6.0%	10.7
Ahliya Insurance	NAHF	0.950	-5.0%	1.6
Union Bank of Iraq	BUOI	0.950	-4.0%	3.2
Iraqi Islamic Bank	BIIB	0.890	-1.1%	4.4
Middle East for Production- Fish	AMEF	8.500	1.4%	1.4

Top 5 Traded Volume	Code	Trading Vol. (IQDmn)/d	Trading Vol. (\$'000)/d	Share in total T. Volume
Gulf Commercial Bank	BGUC	318.6	265.7	29.6%
Mamoura Realestate	SMRI	130.8	109.1	12.2%
Baghdad Soft Drinks	IBSD	109.4	91.3	10.2%
Bank of Baghdad	BBOB	102.8	85.8	9.6%
Mansour Bank	BMNS	97.3	81.1	9.0%

Distribution of Trading Volumes by Sectors

Sector	Trading Vol. (IQD mn)/d	Trading Vol. ('000 \$)/d	Share in Total Trading Volume (%)
Telecom Sector	26.3	21.9	2.4%
Banking Sector	722.7	602.8	67.2%
Industry Sector	126.2	105.2	11.7%
Hotels & Tourism Sec.	44.7	37.3	4.2%
Services Sector	150.8	125.7	14.0%
Agriculture Sector	1.7	1.4	0.2%
Insurance Sector	1.9	1.6	0.2%
Investment Sector	1.4	1.1	0.1%
Total	1,075.6	897.1	100.0%

Daily Transactions in Brief

The **RSISX** index ended the day at **IQD1,372 / \$1,486, +0.6% (-26.4% YTD and -25.2% YTD, respectively).**

The number of traded shares was 0.9bn and the trading volume was IQD1.1bn (\$0.9mn).

14 out of 37 traded listed stocks' price increased while the prices of **10** stocks decreased, and the price of remaining **13** stocks haven't changed.

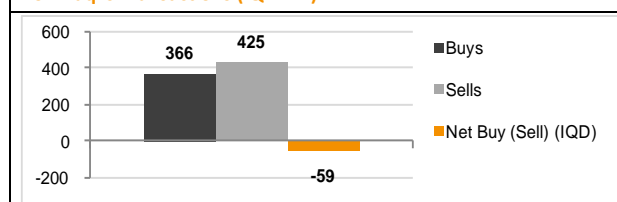
Non Iraqis executed 124 transactions in this session:

Buyers: 70 transactions in **6** companies operating in banking, industry and services sectors.

Sellers: 54 transactions in **6** companies operating in telecom, banking and services sectors.

Net sales: IQD59mn (\$49K). Share in total trading volume: **36.8%**

Non Iraqi's Transactions (IQD mn)



Note: Follow Rabee Securities (**RS**) on Twitter, join Facebook and LinkedIn groups.



Performance of Traded Shares

Company Names	ISX Code	Opening Price (IQD/share)	Price at Session Close (IQD/share)	Previous Closing Price (IQD/share)	Change in Closing Price	Highest Price (IQD/share)	Lowest Price (IQD/share)	No. of Trades (#/d)	No. of Traded Shares (mn)/d	Trading Vol. (IQDmn) /d	Avg. daily trading vol. ('000 \$)*	Mcap (\$mn)	Last Fin.**	P/E (Last)	P/BV (Last)
Telecom Sector															
Asiacell Communications PJSC	TASC	13.00	12.99	13.00	-0.1%	13.00	12.99	7	2	26	423.3	2,925.3	6M14	8.5	2.0
Telecom Sector Total								7	2	26		2,925.3			
Banking Sector															
Ashur International Bank	BASH	-	no trade	0.90	-	-	-	-	-	-	19.1	187.7	9M14	11.6	0.8
Babylon Bank***	BBAY	-	no trade	0.40	-	-	-	-	-	-	109.3	59.7	6M14	-	0.5
Bank of Baghdad	BBOB	1.57	1.59	1.57	1.3%	1.59	1.57	26	65	103	785.6	331.5	9M14	15.7	1.3
Commercial Bank of Iraq	BCOI	0.66	0.66	0.66	0.0%	0.66	0.66	26	32	21	150.8	137.6	6M14	19.1	0.8
Dijlah & Furat Bank***	BDFD	-	no trade	0.65	-	-	-	-	-	-	83.8	135.5	9M14	-	1.4
Dar Es Salaam Inv. Bank	BDSI	0.93	0.93	0.92	1.1%	0.93	0.92	7	4	4	114.7	116.3	9M14	12.5	0.8
Economy Bank	BEFI	-	Suspend/ISC	0.72	-	-	-	-	-	-	102.8	150.1	3M14	23.3	0.8
Elaf Islamic Bank***	BELF	-	no trade	0.65	-	-	-	-	-	-	1.7	135.5	9M14	13.8	0.9
Gulf Commercial Bank***	BGUC	0.86	0.86	0.86	0.0%	0.86	0.85	46	373	319	540.8	215.2	9M14	5.6	0.8
Investment Bank of Iraq	BIBI	0.85	0.85	0.85	0.0%	0.85	0.85	3	1	1	414.7	177.2	9M14	5.6	0.7
Iraqi Islamic Bank	BIIB	0.90	0.89	0.90	-1.1%	0.90	0.85	9	6	5	1,277.6	185.6	9M14	17.2	0.8
Iraqi Middle East Bank	BIME	0.68	0.68	0.68	0.0%	0.69	0.68	38	115	79	794.1	141.8	9M14	37.5	0.6
Kurdistan Int. Bank	BKUI	1.85	1.94	1.80	7.8%	1.94	1.85	12	27	51	107.5	647.2	9M14	22.4	1.7
Mosul Bank***	BMFI	-	Suspend/ISC	0.73	-	-	-	-	-	-	-	153.7	9M14	9.6	-
Al-Mansour Bank	BMNS	0.81	0.83	0.81	2.5%	0.83	0.81	53	119	97	163.4	173.1	9M14	13.0	0.7
National Bank of Iraq	BNOI	-	no trade	0.80	-	-	-	-	-	-	19.5	166.8	9M14	14.8	0.7
North Bank	BNOR	1.08	1.08	1.09	-0.9%	1.10	1.08	17	26	28	781.9	270.2	9M14	18.4	1.0
Credit Bank of Iraq	BROI	-	Suspend/GA	1.00	-	-	-	-	-	-	121.8	208.5	9M14	19.6	0.9
Sumer Commercial Bank	BSUC	-	no trade	1.05	-	-	-	-	-	-	220.1	218.9	9M14	94.4	1.0
United Bank	BUND	0.73	0.73	0.72	1.4%	0.73	0.73	13	14	10	206.5	182.7	9M14	3.9	0.6
Union Bank	BUOI	0.96	0.95	0.99	-4.0%	0.97	0.95	4	4	4	291.6	199.7	9M14	8.0	0.8
Banking Sector Total								254	787	723		4,194.5			

Source: Iraq Stock Exchange

Performance of Traded Shares

Company Names	ISX Code	Opening Price (IQD/share)	Price at Session Close (IQD/share)	Previous Closing Price (IQD/share)	Change in Closing Price	Highest Price (IQD/share)	Lowest Price (IQD/share)	No. of Trades (#/d)	No. of Traded Shares (mn)/d	Trading Vol. (IQDmn) /d	Avg. daily trading vol. ('000 \$)*	Mcap (\$mn)	Last Fin.**	P/E (Last)	P/BV (Last)
Industry Sector															
Baghdad for Packing Materials	IBPM	-	no trade	1.50	-	-	-	-	-	-	5.4	1.4	9M14	-	1.5
Baghdad Soft Drinks	IBSD	2.25	2.24	2.25	-0.4%	2.27	2.24	27	49	109	458.0	248.5	9M14	14.3	1.6
Electronic Industries	IELI	1.50	1.50	1.50	0.0%	1.50	1.50	4	1	2	22.7	22.5	3M14	-	1.1
Fallujah for Construction Mat.***	IFCM	-	no trade	1.70	-	-	-	-	-	-	8.4	4.4	9M13	98.3	1.8
Nationality Househ. Furniture	IHFI	-	no trade	0.90	-	-	-	-	-	-	0.1	0.9	3M14	-	0.6
Al-Hilal Industries	IHLI	0.68	0.68	0.68	0.0%	0.68	0.68	1	2	1	19.5	7.0	9M14	-	-
Iraqi for Carton Manufact. & Trading	IICM	0.55	0.55	0.51	7.8%	0.55	0.55	1	0	0	1.3	1.7	6M14	-	-
Iraqi Date Processing&Mark.	IIDP	1.12	1.12	1.11	0.9%	1.12	1.12	2	1	1	65.3	16.1	9M14	-	1.1
Iraqi Engineering Works	IIEW	-	no trade	1.00	-	-	-	-	-	-	2.0	1.3	9M14	-	0.9
Iraqi For Tufted Carpets	IITC	3.50	3.50	3.50	0.0%	3.50	3.50	1	0	0	1.6	1.5	9M14	4.3	0.9
Al-Khazer for Construction M.	IKHC	-	no trade	2.30	-	-	-	-	-	-	0.5	2.1	9M13	21.5	1.9
AL- Kindi of Veterinary Vac.	IKLV	-	Suspend/ISC	1.20	-	-	-	-	-	-	29.6	5.4	9M14	48.4	1.0
Al-Mansour Pharma. Ind.	IMAP	0.71	0.73	0.70	4.3%	0.73	0.71	18	10	7	20.3	3.9	9M14	11.8	0.7
Modern Chemical Industries(NR)	IMCI	-	no trade	40.40	-	-	-	-	-	-	0.1	6.1	9M14	20.8	1.4
Modern Construction Mat.	IMCM	-	no trade	0.56	-	-	-	-	-	-	0.3	2.5	9M13	-	0.6
Metallic Ind. and Bicycles	IMIB	-	Suspend/GA	0.70	-	-	-	-	-	-	4.6	4.4	6M14	-	2.5
Modern Sewing	IMOS	2.75	2.75	2.75	0.0%	2.75	2.75	2	1	1	4.0	2.1	9M14	38.9	2.7
Modern Paint Industries	IMPI	1.22	1.22	1.22	0.0%	1.22	1.22	3	2	3	14.8	9.4	3M14	-	1.5
National Chemical Industries	INCP	-	no trade	0.73	-	-	-	-	-	-	16.7	9.2	3M14	-	1.4
North Soft Drinks	INSD	-	Suspend/ISC	0.35	-	-	-	-	-	-	-	12.1	3M13	-	0.4
Ready Made Clothes	IRMC	4.70	4.70	4.45	5.6%	4.70	4.70	4	0	1	1.8	6.2	9M14	-	4.8
The Light Industries	ITLI	0.57	0.57	0.55	3.6%	0.57	0.57	1	0	0	27.5	8.0	9M14	-	-
Industry Sector Total								64	66	126		376.7			
Hotels & Tourism Sector															
Ashour Hotel	HASH	-	no trade	6.00	-	-	-	-	-	-	1.6	1.9	3M14	5.1	10.1
Baghdad Hotel	HBAG	-	no trade	10.00	-	-	-	-	-	-	24.3	32.1	9M14	40.2	9.9
Babylon Hotel	HBAY	70.00	70.00	70.00	0.0%	70.00	70.00	1	0	2	94.8	78.8	9M14	-	-
Ishtar Hotels***	HISH	-	no trade	40.10	-	-	-	-	-	-	30.0	75.3	6M14	131.1	17.2
Karbala Hotels	HKAR	1.49	1.49	1.49	0.0%	1.49	1.49	4	2	3	30.2	6.2	3M14	-	1.3
Mansour Hotel	HMAN	-	Suspend/GA	25.50	-	-	-	-	-	-	26.7	62.2	FY13	-	38.8
National for Tourist Invest.	HNTI	17.00	17.00	17.10	-0.6%	17.00	17.00	12	2	26	34.6	77.1	9M14	78.0	11.1
Palestine Hotel	HPAL	15.82	15.80	15.85	-0.3%	15.82	15.80	6	1	12	63.9	58.9	9M14	15.7	9.0
Al-Sadeer Hotel	HSAD	-	no trade	30.00	-	-	-	-	-	-	23.4	31.0	9M14	102.9	28.8
Mosul Dam Tourist Village	HTVM	5.20	5.15	5.15	0.0%	5.24	5.15	3	0	2	4.9	1.0	FY13	-	-
Hotel&Tourism Sector Total								26	4	45		424.4			
Services Sector															
Al-Ameen Estate Inv.(NR)	SAEI	-	no trade	0.48	-	-	-	-	-	-	3.0	2.8	9M14	-	0.5
AL-Badia for General Trans	SBAG	1.66	1.65	1.66	-0.6%	1.66	1.65	6	1	2	13.3	3.0	3M14	83.4	0.9
Baghdad Motor Cars Servicing	SBMC	-	Suspend/ISC	1.69	-	-	-	-	-	-	-	1.5	9M12	4.9	1.0
Baghdad Passengers Transport	SBPT	50.00	47.00	50.00	-6.0%	50.00	47.00	20	0	13	6.3	19.6	9M14	148.4	17.3

Source: Iraq Stock Exchange

Performance of Traded Shares

Company Names	ISX Code	Opening Price (IQD/share)	Price at Session Close (IQD/share)	Previous Closing Price (IQD/share)	Change in Closing Price	Highest Price (IQD/share)	Lowest Price (IQD/share)	No. of Trades (#/d)	No. of Traded Shares (mn)/d	Trading Vol. (IQDmn) /d	Avg. daily trading vol. ('000 \$)*	Mcap (\$mn)	Last Fin.**	P/E (Last)	P/BV (Last)
Services Sector (Cont.)															
Iraqi for General Transp.	SIGT	-	Suspend/ISC	7.21	-	-	-	-	-	-	-	9.0	6M13	-	2.1
Iraqi Land Transport	SILT	1.60	1.60	1.60	0.0%	1.60	1.58	6	3	4	60.9	18.7	9M14	199.9	1.1
Kharkh Tour Amusement City	SKTA	6.18	6.21	6.15	1.0%	6.21	6.18	2	0	1	7.9	2.6	9M14	69.1	4.7
Al-Mosul for Funfairs	SMOF	-	no trade	12.15	-	-	-	-	-	-	5.0	4.1	9M13	5.1	1.9
Mamoura Realestate Inv.***	SMRI	4.10	4.40	4.10	7.3%	4.40	4.01	33	32	131	181.8	60.6	9M14	-	4.5
AL-Nukhba for Construction	SNUC	-	no trade	0.70	-	-	-	-	-	-	2.5	1.2	9M14	23.6	0.6
Services Sector Total								67	36	151		123.0			
Agriculture Sector															
Al-Ahlyia for Agricultural Prod.	AAHP	-	no trade	1.00	-	-	-	-	-	-	0.3	0.5	9M13	16.4	2.6
Iraqi Agr. Prod. Mark. Meat***	AIPM	-	no trade	6.00	-	-	-	-	-	-	21.2	22.5	9M13	-	3.7
Iraqi Agricultural Products	AIRP	-	no trade	12.50	-	-	-	-	-	-	1.0	3.8	3M14	16.4	4.8
Iraqi for Seed Production	AISP	-	Suspend/ISC	6.75	-	-	-	-	-	-	29.5	28.9	3M12	-	5.4
Modern Animal & Agr. Production	AMAP	-	no trade	0.76	-	-	-	-	-	-	1.2	2.3	9M13	21.5	1.1
Middle East for Prod.- Fish	AMEF	8.50	8.50	8.38	1.4%	8.50	8.50	1	0	2	0.9	2.1	FY12	7.6	1.8
Agriculture Sector Total								1	0	2		60.0			
Insurance Sector															
AHliya For Insurance	NAHF	0.95	0.95	1.00	-5.0%	0.95	0.95	1	2	2	3.1	2.0	9M14	24.5	0.7
Al-Ameen for Insurance	NAME	-	no trade	1.90	-	-	-	-	-	-	3.8	4.8	9M14	11.0	1.5
Dar Al-Salam for Insurance	NDSA	-	Suspend/GA	2.00	-	-	-	-	-	-	1.9	4.8	9M14	9.4	1.2
Gulf Insurance&Reinsurance	NGIR	-	Suspend/GA	0.69	-	-	-	-	-	-	1.2	1.2	3M13	2.4	0.5
Al-Hamraa for Insurance (NR)***	NHAM	-	no trade	1.05	-	-	-	-	-	-	-	4.4	9M14	4.9	0.8
Insurance Sector Total								1	2	2		17.1			
Investment Sector															
Al-Ameen Financial Inv. (NR)	VAMF	1.37	1.37	1.25	9.6%	1.37	1.37	1	1	1	1.5	1.1	9M14	-	1.5
Al-Ayaam Financial Inv. (NR)	VAYF	-	Suspend/ISC	0.62	-	-	-	-	-	-	-	0.2	FY12	-	0.6
AL- Batek Investment(NR)	VBAT	-	no trade	0.80	-	-	-	-	-	-	0.0	0.7	9M14	-	0.6
Al-Khaima Financial Inv.(NR)	VKHA	-	Suspend/ISC	0.87	-	-	-	-	-	-	-	0.3	FY12	-	0.8
Al-Khair for Financial Inv. (NR)	VKHF	-	no trade	0.40	-	-	-	-	-	-	0.0	2.3	FY12	-	0.4
Bain Al-Nahrain Financial Inv.(NR)	VMES	-	Suspend/GA	1.00	-	-	-	-	-	-	-	0.8	9M14	-	0.9
AL-Wiaam for Financial Inv.	VWIF	-	no trade	1.19	-	-	-	-	-	-	0.1	2.0	9M14	-	1.1
Al-Zawraa for Financial Inv.	VZAF	-	no trade	0.77	-	-	-	-	-	-	0.0	0.7	9M14	10.2	0.6
Investment Sector Total								1	1	1		8.2			
Grand Total								421	898	1,076		8,129.4			

Source: Iraq Stock Exchange

*Average data was calculated according to recent six months, by dividing the total daily trading volume (excluding two highest trading vol.) to total number of trading days (excluding the No. of days share were suspended due to GA or by ISC).

** Last Financials: The date of the most recent financial statements.

P/E (Last): We divide "Current MCap" to "annualized YTD profit".

P/BV (Last): Calculated by dividing "Current Mcap" to "BV in its Last Financials".

***When the original shares resume trading, we start using the number of shares that the company will reach after the capital increase with the assumption that the capital increase was reflected to the price of the shares. We use the new capital in calculating Mcap.

Note: "Suspend/ISC" companies are not trading due to ISC Instructions.

"Suspend/GA" companies are not trading due to General Assembly Meetings.

"(NR)": These are the companies which are trading in the Non-Regular market (in compliance with Iraq Securities Commission law numbered 132/9 on 20/12/2012). These companies were moved to the secondary market (non-regular) because of the decrease in their trading volume and the number of days that these companies are being traded for. Please note, according to the Regulations of the Secondary Market, in each trading session, the average share price will be calculated for each share. The maximum increase and decrease of +/- 20% will be based on the average price in the previous session. The price should be valid during three effective trading sessions after the listing, and it will be free in the first trading session after capital increasing.

For any inquiries, contact:

Research

Aysegul Ozge Ozgur - SVP, Head of Research (aozgur@rs.iq)

Tugba Tan, Analyst (ttan@rs.iq)

research@rs.iq

Tel: +90 212 219 2524

Mob: +90 539 456 4566

Trading

traders@rs.iq

Tel: +964 727 002 0407

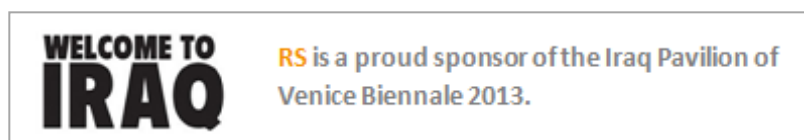
Info

info@rs.iq

Tel: +964 (790) 133 1492

RS Bloomberg page: <RSIQ>

RS Website: RS.IQ



Baghdad HQ

903/14/19
Karada, Baghdad, Iraq
Tel: +964 727 002 0407

Erbil

Italian Village offices
Office No: 32, Erbil, Iraq
Mob: +964 770 493 9999

Suleymani

Rand Gallery
Office No: 9, Floor:3 , Suleymani, Iraq
Mob: +964 770 651 9944

Istanbul Rep. Office

Halaskargazi cad. No: 103/7A
Osmanbey, Istanbul, Turkey
Tel: +90 212 219 2524
Mob: +90 539 456 4566

DISCLAIMER

This publication may not be reproduced, modified, or re-disseminated in whole or in part without the prior written permission of Rabee Securities. The information provided herein is of a general nature and for informational purposes only and is not intended to serve as an offer or solicitation with respect to the purchase or sale of any security, or as a recommendation to adopt any particular trading strategy. Such information is subject to change without prior notice. Although Rabee Securities obtains information from sources it considers reliable, Rabee Securities makes no representations or warranties, express or implied, as to the information's accuracy or completeness. Furthermore, such information may be incomplete or condensed. Rabee Securities, its affiliates, directors, employees, assigns, agents, and successors bear no liability for any errors or omissions in this publication or for any losses arising from the use of or reliance upon this information. This limitation on liability applies to direct, indirect, consequential, special, punitive, or other damages, as well as damages for loss of profits or business interruption. Investors shall bear all responsibility for investment decisions taken on the basis of the contents of this report. Rabee Securities strongly advises potential investors to seek financial guidance when determining whether an investment is appropriate to their needs. All estimates included in this report constitute Rabee Securities' opinion as of the date published on the report and are subject to change without notice.