

For any inquiries, contact:

Research

Aysegul Ozge Ozgur - SVP, Head of Research (aozgur@rs.iq)
 Tugba Tan, Analyst (ttan@rs.iq)
research@rs.iq

Trading

traders@rs.iq
 Address: 903/14/19
 Karada
 Baghdad-Iraq
 Tel: +964 (0) 727 002 0407
info@rs.iq

RS Website: RS.IQ

RS Bloomberg page: <RSIQ>

Closing prices for the shares traded on the ISX are now available on Bloomberg.

DISCLAIMER

This publication may not be reproduced, modified, or re-disseminated in whole or in part without the prior written permission of Rabee Securities. The information provided herein is of a general nature and for informational purposes only and is not intended to serve as an offer or solicitation with respect to the purchase or sale of any security, or as a recommendation to adopt any particular trading strategy. Such information is subject to change without prior notice. Although Rabee Securities obtains information from sources it considers reliable, Rabee Securities makes no representations or warranties, express or implied, as to the information's accuracy or completeness. Furthermore, such information may be incomplete or condensed. Rabee Securities, its affiliates, directors, employees, assigns, agents, and successors bear no liability for any errors or omissions in this publication or for any losses arising from the use of or reliance upon this information. This limitation on liability applies to direct, indirect, consequential, special, punitive, or other damages, as well as damages for loss of profits or business interruption. Investors shall bear all responsibility for investment decisions taken on the basis of the contents of this report. Rabee Securities strongly advises potential investors to seek financial guidance when determining whether an investment is appropriate to their needs. All estimates included in this report constitute Rabee Securities' opinion as of the date published on the report and are subject to change without notice.

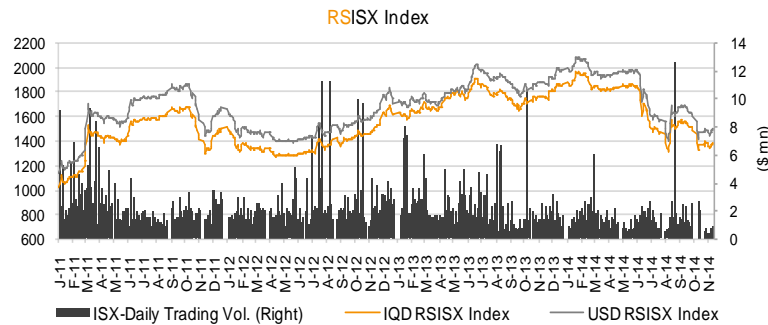
Daily Bulletin / Sunday

Iraqi Dinar Value

(CBI Auction Price: 1166 / Market Exchange Rate: 1202)

Daily Value Traded

IQD657,170,000



The RSISX Performance

	Close	Change	YTD Change
IQD RSISX	1373	-0.8%	-26.4%
USD RSISX	1482	-0.9%	-25.4%

News from Iraq

Politics

- On Saturday, the Iraqi forces managed to lift the blockade imposed by the IS fighters on the Baiji refinery, the largest oil refinery in the country, according to Iraqi officials. The governor of Salah al-Din, Raed al-Jubouri said, in an interview "The Iraqi forces arrived to one of the refinery's gates, after restoring control of the city of Baiji (200km) north of Baghdad." (Iraqi News)
- The United States' top military officer told American troops on a surprise visit to Baghdad on Saturday that the momentum in the battle with IS was "starting to turn", but predicted a drawn-out campaign lasting several years. General Martin Dempsey, chairman of the Joint Chiefs of Staff, was visiting Iraq for the first time since President Barack Obama responded to IS advances this summer by ordering troops back into a country they left in 2011. (Iraqi News)
- During his meeting with the head of the Supreme Iraqi Islamic Council, Ammar al-Hakim, the Prime Minister, Haider al-Abadi confirmed his commitment for a comprehensive solution for the disputes between the Central Government and the Kurdistan Regional Government according to the constitution. (Zawya)
- The Speaker, Saleem al-Jobouri said that the Supreme Religious Authority, Grand Ayatollah, Ali al-Sistani called clearly for political and social reforms. (Iraqi News)
- On Saturday, the Italian Defense Ministry announced that it will send 4 Tornado fighter jets to participate in the international coalition operations against militants of the so-called IS. (Iraqi News)

Economics

- The Iraqi Central Government in Baghdad concluded a new oil agreement with the Kurdistan Regional Government to pay the income of transporting 150K bpd from the oil produced in Kurdistan Region to the benefit of the Iraqi Central Government. (Zawya)
- Nechirvan Barzani, the Kurdistan Regional Government prime minister, is to visit Baghdad soon to resolve outstanding disputes with the central government after the two sides reached a breakthrough interim deal on oil, Adil Abdul-Mahdi, the Iraqi oil minister, said on Saturday. Abdul-Mahdi was speaking at a new conference two days after a visit to Erbil in which a first step was taken in resolving an almost one-year dispute over independent Kurdish oil sales and Baghdad's failure to pay its share of the KRG budget. (Rudaw)

ISX - Company Announcements

- Al-Ameen Estate Inv. (SAEI) will hold its AGM* on Dec. 1, 2014 to discuss and approve 2013 annual financial results, financial issues, accumulated loss and making the optimum utilization of the capital. ISX will suspend trading of SAEI starting on Nov. 23, 2014.
- Baghdad Passengers Transport (SBPT) will hold its AGM* on Nov. 24, 2014 to discuss and approve 2013 annual financial results, increasing its capital through bonus issue and electing new board members. ISX suspended trading of SBPT starting today (Nov. 16, 2014).
- ISC has approved to extend 15 more days for Al-Hamraa for Insurance (NHAM) for its new shares to resume trading from the capital increase through 66.7% bonus issue.

**(Please note that the ex-date for capital increases and dividend distributions is referred to as "Trading-Suspension day" which is normally one week before the General Assembly Meetings.)*

Best and Worst Performers

Best Performers	Code	Closing Price(IQD)	% Chg.	Trading Vol. (\$'000)/d
Ready Made Clothes	IRMC	5.300	6.0%	0.9
Commercial Bank of Iraq	BCOI	0.690	4.5%	3.5
Baghdad Passengers Transport	SBPT	46.000	4.5%	12.8
Kharkh Tour Amusement City	SKTA	6.600	3.9%	7.9
Union Bank of Iraq	BUOI	0.980	3.2%	7.6

Worst Performers	Code	Closing Price(IQD)	% Chg.	Trading Vol. (\$'000)/d
Sumer Commercial Bank	BSUC	0.950	-9.5%	0.2
Al-Zawraa Financial Invest.	VZAF	0.650	-7.1%	0.0
Modern Animal & Agr. Production	AMAP	0.720	-5.3%	0.0
National for Tourist Investment	HNTI	16.500	-2.9%	12.9
Babylon Bank	BBAY	0.400	-2.4%	16.2

Top 5 Traded Volume	Code	Trading Vol. (IQDmn)/d	Trading Vol. (\$'000)/d	Share in total T. Volume
Gulf Commercial Bank	BGUC	126.4	105.2	19.2%
Mansour Bank	BMNS	106.9	88.9	16.3%
Bank of Baghdad	BBOB	62.7	52.2	9.5%
Baghdad Soft Drinks	IBSD	62.6	52.1	9.5%
Baghdad Hotel	HBAG	48.6	40.4	7.4%

Distribution of Trading Volumes by Sectors

Sector	Trading Vol. (IQD mn)/d	Trading Vol. ('000 \$)/d	Share in Total Trading Volume (%)
Telecom Sector	3.4	2.8	0.5%
Banking Sector	402.2	334.6	61.2%
Industry Sector	80.4	66.9	12.2%
Hotels & Tourism Sec.	95.6	79.5	14.5%
Services Sector	74.9	62.3	11.4%
Agriculture Sector	0.8	0.7	0.1%
Insurance Sector	-	-	-
Investment Sector	0.0	0.0	0.0%
Total	657.2	546.7	100.0%

Daily Transactions in Brief

The RSISX index ended the day at IQD1,373 (-0.8%) / \$1,482 (-0.9%), (-26.4% YTD and -25.4% YTD, respectively).

The number of traded shares was 0.5bn and the trading volume was IQD0.7bn (\$0.5mn).

11 out of 37 traded listed stocks' price increased while the prices of 12 stocks decreased, and the price of remaining 14 stocks haven't changed.

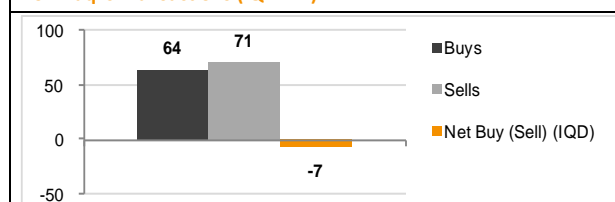
Non Iraqis executed 37 transactions in this session:

Buy: 21 transactions in 6 companies operating in banking, industry and services sectors.

Sell: 16 transactions in 5 companies operating in telecom, banking and services sectors.

Net sales: IQD7mn (\$6K). Share in total trading volume: 10.3%

Non Iraqi's Transactions (IQD mn)



Note: Follow Rabee Securities (RS) on Twitter, join Facebook and LinkedIn groups.



Performance of Traded Shares

Company Names	ISX Code	Opening Price (IQD/share)	Price at Session Close (IQD/share)	Previous Closing Price (IQD/share)	Change in Closing Price	Highest Price (IQD/share)	Lowest Price (IQD/share)	No. of Trades (#/d)	No. of Traded Shares (mn)/d	Trading Vol. (IQDmn) /d	Avg. daily trading vol. ('000 \$)*	Mcap (\$mn)	Last Fin.**	P/E (Last)	P/BV (Last)
Telecom Sector															
Asiacell Communications PJSC	TASC	13.01	13.00	13.01	-0.1%	13.01	13.00	2	0	3	-	2,920.3	6M14	8.5	2.0
Telecom Sector Total									2	0	3				2,920.3
Banking Sector															
Ashur International Bank	BASH	-	no trade	0.89	-	-	-	-	-	-	-	185.1	9M14	11.5	0.8
Babylon Bank***	BBAY	0.40	0.40	0.41	-2.4%	0.40	0.39	29	49	19	-	59.5	6M14	-	0.5
Bank of Baghdad	BBOB	1.60	1.57	1.60	-1.9%	1.60	1.57	13	39	63	-	326.5	9M14	15.5	1.2
Commercial Bank of Iraq	BCOI	0.67	0.69	0.66	4.5%	0.69	0.67	6	6	4	-	143.5	6M14	19.9	0.9
Dijlah & Furat Bank***	BDFD	-	no trade	0.65	-	-	-	-	-	-	-	135.2	9M14	-	1.4
Dar Es Salaam Inv. Bank	BDSI	0.92	0.91	0.92	-1.1%	0.92	0.91	6	3	3	-	113.6	9M14	12.2	0.7
Economy Bank	BEFI	-	Suspend/ISC	0.72	-	-	-	-	-	-	-	149.8	3M14	23.3	0.8
Elaf Islamic Bank***	BELF	-	no trade	0.65	-	-	-	-	-	-	-	135.2	9M14	13.8	0.9
Gulf Commercial Bank***	BGUC	0.87	0.86	0.88	-2.3%	0.87	0.86	37	147	126	-	214.6	9M14	5.6	0.8
Investment Bank of Iraq	BIBI	0.86	0.87	0.87	0.0%	0.87	0.86	4	25	21	-	180.9	9M14	5.8	0.8
Iraqi Islamic Bank	BIIB	0.88	0.90	0.89	1.1%	0.90	0.88	10	9	8	-	187.2	9M14	17.4	0.8
Iraqi Middle East Bank	BIME	0.65	0.65	0.65	0.0%	0.65	0.64	30	45	29	-	135.2	9M14	35.8	0.5
Kurdistan Int. Bank	BKUI	1.87	1.87	1.87	0.0%	1.87	1.87	3	1	3	-	622.3	9M14	21.5	1.6
Mosul Bank***	BMFI	-	Suspend/ISC	0.73	-	-	-	-	-	-	-	153.3	9M14	9.6	-
Al-Mansour Bank	BMNS	0.89	0.86	0.87	-1.1%	0.90	0.86	62	121	107	-	178.9	9M14	13.4	0.7
National Bank of Iraq	BNOI	-	no trade	0.80	-	-	-	-	-	-	-	166.4	9M14	14.8	0.7
North Bank	BNOR	1.09	1.08	1.08	0.0%	1.09	1.08	7	5	5	-	269.6	9M14	18.4	1.0
Credit Bank of Iraq	BROI	-	Suspend/GA	1.00	-	-	-	-	-	-	-	208.0	9M14	19.6	0.9
Sumer Commercial Bank	BSUC	0.95	0.95	1.05	-9.5%	0.95	0.95	2	0	0	-	197.6	9M14	85.4	0.9
United Bank	BUND	0.73	0.74	0.74	0.0%	0.74	0.73	8	5	4	-	184.7	9M14	4.0	0.6
Union Bank	BUOI	0.96	0.98	0.95	3.2%	0.98	0.96	4	10	9	-	205.5	9M14	8.2	0.9
Banking Sector Total									221	466	402				4,152.6

Source: Iraq Stock Exchange

Performance of Traded Shares

Company Names	ISX Code	Opening Price (IQD/share)	Price at Session Close (IQD/share)	Previous Closing Price (IQD/share)	Change in Closing Price	Highest Price (IQD/share)	Lowest Price (IQD/share)	No. of Trades (#/d)	No. of Traded Shares (mn)/d	Trading Vol. (IQDmn) /d	Avrg. daily trading vol. ('000 \$)*	Mcap (\$mn)	Last Fin.**	P/E (Last)	P/BV (Last)
Industry Sector															
Baghdad for Packing Materials	IBPM	-	no trade	1.50	-	-	-	-	-	-	-	1.3	9M14	-	1.5
Baghdad Soft Drinks	IBSD	2.27	2.27	2.27	0.0%	2.28	2.27	20	28	63	-	251.2	9M14	14.5	1.6
Electronic Industries	IELI	1.50	1.50	1.50	0.0%	1.50	1.50	1	2	3	-	22.5	3M14	-	1.1
Fallujah for Construction Mat.***	IFCM	1.70	1.70	1.70	0.0%	1.70	1.70	1	0	0	-	4.4	9M13	98.3	1.8
Nationality Househ. Furniture	IHFI	-	no trade	0.90	-	-	-	-	-	-	-	0.9	3M14	-	0.6
Al-Hilal Industries	IHLI	-	no trade	0.68	-	-	-	-	-	-	-	7.0	9M14	-	-
Iraqi for Carton Manufact. & Trading	IICM	-	no trade	0.55	-	-	-	-	-	-	-	1.7	6M14	-	-
Iraqi Date Processing&Mark.	IIDP	1.15	1.15	1.12	2.7%	1.20	1.15	9	6	7	-	16.5	9M14	-	1.1
Iraqi Engineering Works	IIEW	-	no trade	1.00	-	-	-	-	-	-	-	1.2	9M14	-	0.9
Iraqi For Tufted Carpets	IITC	-	no trade	3.50	-	-	-	-	-	-	-	1.5	9M14	4.3	0.9
Al-Khazer for Construction M.	IKHC	-	no trade	2.30	-	-	-	-	-	-	-	2.1	9M13	21.5	1.9
AL- Kindi of Veterinary Vac.	IKLV	-	Suspend/ISC	1.20	-	-	-	-	-	-	-	5.4	9M14	48.4	1.0
Al-Mansour Pharma. Ind.	IMAP	0.72	0.71	0.71	0.0%	0.72	0.71	4	5	3	-	3.8	9M14	11.5	0.6
Modern Chemical Industries(NR)	IMCI	-	no trade	44.30	-	-	-	-	-	-	-	6.6	9M14	22.8	1.5
Modern Construction Mat.	IMCM	-	no trade	0.56	-	-	-	-	-	-	-	2.5	9M13	-	0.6
Metallic Ind. and Bicycles	IMIB	0.70	0.70	0.70	0.0%	0.70	0.70	2	1	0	-	4.4	6M14	-	2.5
Modern Sewing	IMOS	-	no trade	2.75	-	-	-	-	-	-	-	2.1	9M14	38.9	2.7
Modern Paint Industries	IMPI	1.25	1.27	1.25	1.6%	1.28	1.25	5	2	2	-	9.7	3M14	-	1.5
National Chemical Industries	INCP	-	no trade	0.73	-	-	-	-	-	-	-	9.2	3M14	-	1.4
North Soft Drinks	INSD	-	Suspend/ISC	0.35	-	-	-	-	-	-	-	12.1	3M13	-	0.4
Ready Made Clothes	IRMC	5.10	5.30	5.00	6.0%	5.30	5.10	3	0	1	-	7.0	9M14	-	5.4
The Light Industries	ITLI	-	no trade	0.57	-	-	-	-	-	-	-	8.0	9M14	-	-
Industry Sector Total								45	43	80		381.2			
Hotels & Tourism Sector															
Ashour Hotel	HASH	-	no trade	6.00	-	-	-	-	-	-	-	1.9	3M14	5.1	10.1
Baghdad Hotel	HBAG	10.00	10.00	10.00	0.0%	10.00	10.00	3	5	49	-	32.0	9M14	40.2	9.9
Babylon Hotel	HBAY	-	Suspend/GA	70.00	-	-	-	-	-	-	-	78.6	9M14	-	-
Ishtar Hotels***	HISH	41.00	41.00	41.00	0.0%	41.00	41.00	4	0	8	-	76.7	6M14	134.0	17.6
Karbala Hotels	HKAR	1.53	1.52	1.51	0.7%	1.55	1.52	8	6	9	-	6.3	3M14	-	1.3
Mansour Hotel	HMAN	-	Suspend/GA	25.50	-	-	-	-	-	-	-	62.0	FY13	-	38.8
National for Tourist Invest.	HNTI	17.00	16.50	17.00	-2.9%	17.00	16.50	8	1	15	-	74.6	9M14	75.7	10.7
Palestine Hotel	HPAL	15.85	15.85	15.90	-0.3%	15.85	15.85	6	1	13	-	58.9	9M14	15.8	9.1
Al-Sadeer Hotel	HSAD	29.50	29.50	30.00	-1.7%	29.50	29.50	1	0	1	-	30.4	9M14	101.2	28.3
Mosul Dam Tourist Village	HTVM	-	no trade	5.15	-	-	-	-	-	-	-	1.0	FY13	-	-
Hotel&Tourism Sector Total								30	13	96		422.6			
Services Sector															
Al-Ameen Estate Inv.(NR)	SAEI	-	no trade	0.48	-	-	-	-	-	-	-	2.8	9M14	-	0.5
AL-Badia for General Trans	SBAG	1.69	1.72	1.69	1.8%	1.72	1.69	6	8	14	-	3.1	3M14	87.0	0.9
Baghdad Motor Cars Servicing	SBMC	-	Suspend/ISC	1.69	-	-	-	-	-	-	-	1.5	9M12	4.9	1.0
Baghdad Passengers Transport	SBPT	46.99	46.00	44.00	4.5%	47.00	46.00	18	0	15	-	19.1	9M14	145.3	16.9

Source: Iraq Stock Exchange

Performance of Traded Shares

Company Names	ISX Code	Opening Price (IQD/share)	Price at Session Close (IQD/share)	Previous Closing Price (IQD/share)	Change in Closing Price	Highest Price (IQD/share)	Lowest Price (IQD/share)	No. of Trades (#/d)	No. of Traded Shares (mn)/d	Trading Vol. (IQDmn) /d	Avrg. daily trading vol. ('000 \$)*	Mcap (\$mn)	Last Fin.**	P/E (Last)	P/BV (Last)
Services Sector (Cont.)															
Iraqi for General Transp.	SIGT	-	Suspend/ISC	7.21	-	-	-	-	-	-	-	9.0	6M13	-	2.1
Iraqi Land Transport	SILT	1.57	1.57	1.57	0.0%	1.57	1.57	8	6	9	-	18.3	9M14	196.2	1.1
Kharkh Tour Amuzement City	SKTA	6.50	6.60	6.35	3.9%	6.75	6.50	10	1	9	-	2.7	9M14	73.4	4.9
Al-Mosul for Funfairs	SMOF	-	no trade	12.15	-	-	-	-	-	-	-	4.0	9M13	5.1	1.9
Mamoura Realestate Inv.***	SMRI	4.40	4.40	4.40	0.0%	4.40	4.39	11	6	27	-	60.4	9M14	-	4.5
AL-Nukhba for Construction	SNUC	-	no trade	0.70	-	-	-	-	-	-	-	1.2	9M14	23.6	0.6
Services Sector Total								53	22	75		122.3			
Agriculture Sector															
Al-Ahlyia for Agricultural Prod.	AAHP	-	no trade	1.00	-	-	-	-	-	-	-	0.5	9M13	16.4	2.6
Iraqi Agr. Prod. Mark. Meat***	AIPM	-	no trade	6.00	-	-	-	-	-	-	-	22.5	9M13	-	3.7
Iraqi Agricultural Products	AIRP	-	no trade	12.50	-	-	-	-	-	-	-	3.7	3M14	16.4	4.8
Iraqi for Seed Production	AISP	-	Suspend/ISC	6.75	-	-	-	-	-	-	-	28.8	3M12	-	5.4
Modern Animal & Agr. Production	AMAP	0.72	0.72	0.76	-5.3%	0.72	0.72	1	0	0	-	2.2	9M13	20.4	1.0
Middle East for Prod.- Fish	AMEF	8.55	8.55	8.50	0.6%	8.55	8.55	1	0	1	-	2.1	FY12	7.7	1.8
Agriculture Sector Total								2	0	1		59.8			
Insurance Sector															
AHliya For Insurance	NAHF	-	no trade	0.95	-	-	-	-	-	-	-	2.0	9M14	24.5	0.7
Al-Ameen for Insurance	NAME	-	no trade	1.90	-	-	-	-	-	-	-	4.7	9M14	11.0	1.5
Dar Al-Salam for Insurance	NDSA	-	Suspend/GA	2.00	-	-	-	-	-	-	-	4.8	9M14	9.4	1.2
Gulf Insurance&Reinsurance	NGIR	-	Suspend/GA	0.69	-	-	-	-	-	-	-	1.1	3M13	2.4	0.5
Al-Hamraa for Insurance (NR)***	NHAM	-	no trade	1.05	-	-	-	-	-	-	-	4.4	9M14	4.9	0.8
Insurance Sector Total								-	-	-		17.1			
Investment Sector															
Al-Ameen Financial Inv. (NR)	VAMF	-	no trade	1.37	-	-	-	-	-	-	-	1.1	9M14	-	1.5
Al-Ayaam Financial Inv. (NR)	VAYF	-	Suspend/ISC	0.62	-	-	-	-	-	-	-	0.2	FY12	-	0.6
AL- Batek Investment(NR)	VBAT	-	no trade	0.80	-	-	-	-	-	-	-	0.7	9M14	-	0.6
Al-Khaima Financial Inv.(NR)	VKHA	-	Suspend/ISC	0.87	-	-	-	-	-	-	-	0.3	FY12	-	0.8
Al-Khair for Financial Inv. (NR)	VKHF	-	no trade	0.40	-	-	-	-	-	-	-	2.3	FY12	-	0.4
Bain Al-Nahrain Financial Inv.(NR)	VMES	-	Suspend/GA	1.00	-	-	-	-	-	-	-	0.8	9M14	-	0.9
AL-Wiaam for Financial Inv.	VWIF	-	no trade	1.19	-	-	-	-	-	-	-	2.0	9M14	-	1.1
Al-Zawraa for Financial Inv.	VZAF	0.65	0.65	0.70	-7.1%	0.65	0.65	1	0	0	-	0.6	9M14	8.6	0.5
Investment Sector Total								1	0	0		8.1			
Grand Total								354	544	657		8,083.8			

Source: Iraq Stock Exchange

*Average data was calculated according to recent six months, by dividing the total daily trading volume (excluding two highest trading vol.) to total number of trading days (excluding the No. of days share were suspended due to GA or by ISC).

** Last Financials: The date of the most recent financial statements.

P/E (Last): We divide "Current MCap" to "annualized YTD profit".

P/BV (Last): Calculated by dividing "Current Mcap" to "BV in its Last Financials".

***When the original shares resume trading, we start using the number of shares that the company will reach after the capital increase with the assumption that the capital increase was reflected to the price of the shares. We use the new capital in calculating Mcap.

Note: "Suspend/ISC" companies are not trading due to ISC Instructions.

"Suspend/GA" companies are not trading due to General Assembly Meetings.

"(NR)": These are the companies which are trading in the Non-Regular market (in compliance with Iraq Securities Commission law numbered 132/9 on 20/12/2012). These companies were moved to the secondary market (non-regular) because of the decrease in their trading volume and the number of days that these companies are being traded for. Please note, according to the Regulations of the Secondary Market, in each trading session, the average share price will be calculated for each share. The maximum increase and decrease of +/- 20% will be based on the average price in the previous session. The price should be valid during three effective trading sessions after the listing, and it will be free in the first trading session after capital increasing.

For any inquiries, contact:

Research

Aysegul Ozge Ozgur - SVP, Head of Research (aozgur@rs.iq)

Tugba Tan, Analyst (ttan@rs.iq)

research@rs.iq

Tel: +90 212 219 2524

Mob: +90 539 456 4566

Trading

traders@rs.iq

Tel: +964 727 002 0407

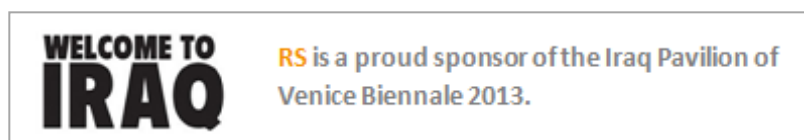
Info

info@rs.iq

Tel: +964 (790) 133 1492

RS Bloomberg page: <RSIQ>

RS Website: RS.IQ



Baghdad HQ

903/14/19
Karada, Baghdad, Iraq
Tel: +964 727 002 0407

Erbil

Italian Village offices
Office No: 32, Erbil, Iraq
Mob: +964 770 493 9999

Suleymani

Rand Gallery
Office No: 9, Floor:3 , Suleymani, Iraq
Mob: +964 770 651 9944

Istanbul Rep. Office

Halaskargazi cad. No: 103/7A
Osmanbey, Istanbul, Turkey
Tel: +90 212 219 2524
Mob: +90 539 456 4566

DISCLAIMER

This publication may not be reproduced, modified, or re-disseminated in whole or in part without the prior written permission of Rabee Securities. The information provided herein is of a general nature and for informational purposes only and is not intended to serve as an offer or solicitation with respect to the purchase or sale of any security, or as a recommendation to adopt any particular trading strategy. Such information is subject to change without prior notice. Although Rabee Securities obtains information from sources it considers reliable, Rabee Securities makes no representations or warranties, express or implied, as to the information's accuracy or completeness. Furthermore, such information may be incomplete or condensed. Rabee Securities, its affiliates, directors, employees, assigns, agents, and successors bear no liability for any errors or omissions in this publication or for any losses arising from the use of or reliance upon this information. This limitation on liability applies to direct, indirect, consequential, special, punitive, or other damages, as well as damages for loss of profits or business interruption. Investors shall bear all responsibility for investment decisions taken on the basis of the contents of this report. Rabee Securities strongly advises potential investors to seek financial guidance when determining whether an investment is appropriate to their needs. All estimates included in this report constitute Rabee Securities' opinion as of the date published on the report and are subject to change without notice.