

For any inquiries, contact:

Research

Aysegul Ozge Ozgur - SVP, Head of Research (aozgur@rs.iq)
 Tugba Tan, Analyst (ttan@rs.iq)
research@rs.iq

Trading

traders@rs.iq
 Address: 903/14/19
 Karada
 Baghdad-Iraq
 Tel: +964 (0) 727 002 0407
info@rs.iq

RS Website: RS.IQ
RS Bloomberg page: <RSIQ>

Closing prices for the shares traded on the ISX are now available on Bloomberg.

DISCLAIMER

This publication may not be reproduced, modified, or re-disseminated in whole or in part without the prior written permission of Rabee Securities. The information provided herein is of a general nature and for informational purposes only and is not intended to serve as an offer or solicitation with respect to the purchase or sale of any security, or as a recommendation to adopt any particular trading strategy. Such information is subject to change without prior notice. Although Rabee Securities obtains information from sources it considers reliable, Rabee Securities makes no representations or warranties, express or implied, as to the information's accuracy or completeness. Furthermore, such information may be incomplete or condensed. Rabee Securities, its affiliates, directors, employees, assigns, agents, and successors bear no liability for any errors or omissions in this publication or for any losses arising from the use of or reliance upon this information. This limitation on liability applies to direct, indirect, consequential, special, punitive, or other damages, as well as damages for loss of profits or business interruption. Investors shall bear all responsibility for investment decisions taken on the basis of the contents of this report. Rabee Securities strongly advises potential investors to seek financial guidance when determining whether an investment is appropriate to their needs. All estimates included in this report constitute Rabee Securities' opinion as of the date published on the report and are subject to change without notice.

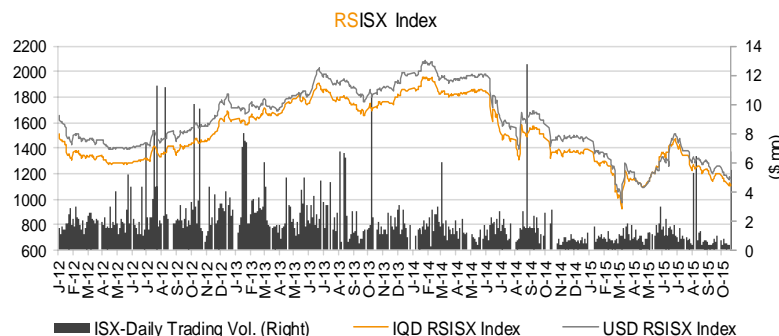
Daily Bulletin / Thursday

Iraqi Dinar Value

(CBI Auction Price: 1166 / Market Exchange Rate: 1240)

Daily Value Traded

IQD6,875,200,000



The RSISX Performance

| | Close | Change | YTD Change |
|------------------|-------|--------|------------|
| IQD RSISX | 1107 | -0.4% | -20.5% |
| USD RSISX | 1159 | -0.4% | -21.8% |

News from Iraq

Politics

- The Finance Minister, Houshyar Zebari, studied with Hanz Naycamp, executive manager of Shell in Iraq, and the accompanying delegation projects in Iraq, especially to reduce the percentage of burned gas. (All Iraq News)
- The president of Kurdistan, Masuud Al-Barazani, studied with the British ambassador in Iraq plans to face IS terrorist coalitions. (All Iraq News)

Economics

- Iraq's fiscal deficit is expected to hit 11.9% of economic activity in 2016, the finance minister said on Wednesday, as the country struggles to fund fighting against IS in the face of dropping crude prices. The government's budget proposal, which awaits parliamentary approval, envisions expenditures of IQD106.9trln (\$95bn) with an IQD23.5trln shortfall, Hoshiyar Zebari said. (Zawya)

ISX - Company Announcements

3Q15 (unaudited) financial results:

Bank of Baghdad (BBOB) - B/S - 3Q15: Assets: IQD1,661bn, -4% q/q (-9% ytd), Monetary Credits: IQD255bn, +7% q/q (+11% ytd), Deposits: IQD1,012bn, -5% q/q (-32% ytd). **P&L - 3Q15:** Estimated NBI: IQD14.3bn, -34% q/q (+8% y/y), Operating Profit: IQD6.2bn, -57% q/q (+3% y/y), Profit Before Tax: IQD5.9bn, -59% q/q (-3% y/y). **P&L - 9M15:** Estimated NBI: IQD53.6bn, +18% y/y, Operating Profit: IQD32.6bn, +33% y/y, Profit Before Tax: IQD31.5bn, +33% y/y.

Investment Bank of Iraq (IBI) - B/S - 3Q15: Assets: IQD561bn, -6% q/q (+0.4% ytd), Monetary Credits: IQD142bn, -8% q/q (-14% ytd), Deposits: IQD246bn, -12% q/q (-4% ytd). **P&L - 3Q15:** Estimated NBI: IQD8.1bn, +23% q/q (-40% y/y), Operating Profit: IQD5.1bn, +9% q/q (-54% y/y), Profit Before Tax: IQD5.0bn, +12% q/q (-55% y/y). **P&L - 9M15:** Estimated NBI: IQD23.5bn, -44% y/y, Operating Profit: IQD16.2bn, -53% y/y, Profit Before Tax: IQD15.8bn, -54% y/y.

- Al-Hilal Industries (IHIL) will hold its AGM* on Nov. 19, 2015 to discuss and approve 2014 annual financial results. ISX will suspend trading of IHIL starting on Nov. 16, 2015
- New shares of Modern Sewing (IMOS) from the capital increase to IQD1.0bn through 11.1% bonus issue resumed trading today (Oct. 22, 2015).
- A cross transaction occurred on 13bn shares of United Bank (BUND) today (Oct. 22, 2015). This represents 4.3% of BUND capital. The sellers are Ali Jasim Muhammed and Al-Hasan Haitham Jasim; the buyer is Abr Al-Iraq Bank for investment.
- Babylon Hotel (HBAY) has finished the procedures to increase capital from IQD1.35bn to IQD2bn through 48.1% rights issue.

**(Please note that the ex-date for capital increases and dividend distributions is referred to as "Trading-Suspension day" which is normally one week before the General Assembly Meetings.)*

Best and Worst Performers

| Best Performers | Code | Closing Price(IQD) | % Chg. | Trading Vol. (\$'000)/d |
|-----------------------------------|------|--------------------|--------|-------------------------|
| Dar Es Salaam Inv. Bank | BDSI | 0.560 | 5.7% | 69.2 |
| Babylon Hotel | HBAY | 46.500 | 4.3% | 49.0 |
| Iraqi Date Processing & Marketing | IIDP | 1.360 | 3.8% | 230.8 |
| Ashur Bank | BASH | 0.500 | 2.0% | 3.8 |
| Iraqi Middle East Inv. Bank | BIME | 0.530 | 1.9% | 45.8 |

| Worst Performers | Code | Closing Price(IQD) | % Chg. | Trading Vol. (\$'000)/d |
|--------------------------------|------|--------------------|--------|-------------------------|
| Iraqi Islamic Bank | BIIB | 0.600 | -4.8% | 7.4 |
| Al -Hilal Industries | IHLI | 0.530 | -3.6% | 0.6 |
| Gulf Insurance and Reinsurance | NGIR | 0.360 | -2.7% | 0.7 |
| Mansour Bank | BMNS | 0.830 | -2.4% | 0.1 |
| Iraqi Agr. Products Mark. Meat | AIPM | 4.400 | -2.2% | 33.8 |

| Top 5 Traded Volume | Code | Trading Vol. (IQDmn)/d | Trading Vol. (\$'000)/d | Share in total T. Volume |
|-----------------------------------|------|------------------------|-------------------------|--------------------------|
| United Bank | BUND | 6,118.2 | 4,934.1 | 89.0% |
| Iraqi Date Processing & Marketing | IIDP | 286.2 | 230.8 | 4.2% |
| Dar Es Salaam Inv. Bank | BDSI | 85.8 | 69.2 | 1.2% |
| Babylon Hotel | HBAY | 60.7 | 49.0 | 0.9% |
| Iraqi Middle East Inv. Bank | BIME | 56.7 | 45.8 | 0.8% |

Distribution of Trading Volumes by Sectors

| Sector | Trading Vol. (IQD mn)/d | Trading Vol. ('000 \$)/d | Share in Total Trading Volume (%) |
|-----------------------|-------------------------|--------------------------|-----------------------------------|
| Telecom Sector | 10.0 | 8.1 | 0.1% |
| Banking Sector | 6,351.6 | 5,122.2 | 92.4% |
| Industry Sector | 337.3 | 272.0 | 4.9% |
| Hotels & Tourism Sec. | 104.5 | 84.3 | 1.5% |
| Services Sector | 15.8 | 12.7 | 0.2% |
| Agriculture Sector | 54.9 | 44.2 | 0.8% |
| Insurance Sector | 1.1 | 0.9 | 0.0% |
| Investment Sector | - | - | - |
| Money Transfer sector | - | - | - |
| Total | 6,875.2 | 5,544.5 | 100.0% |

Daily Transactions in Brief

The RSISX index ended the day at IQD1,107/ \$1,159 (-0.4%), (-20.5% YTD and -21.8% YTD, respectively).

The number of traded shares was 13.7bn and the trading volume was IQD6.9bn (\$5.5mn).

11 out of 39 traded listed stocks' price increased while the prices of 14 stocks decreased, and the price of remaining 14 stocks haven't changed.

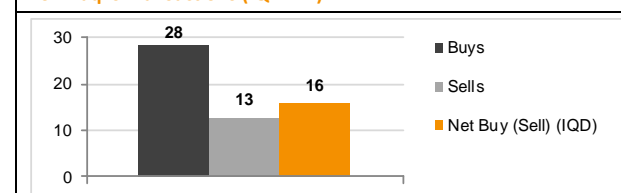
Non Iraqis executed 20 transactions in this session:

Buys: 7 transactions in 2 companies operating in telecom and hotels&tourism sectors.

Sells: 13 transactions in 4 companies operating in banking, insurance and industry sectors.

Net buy: IQD15.7bn (\$13K). Share in total trading volume: 0.3%

Non Iraqi's Transactions (IQD mn)



Note: Follow Rabee Securities (RS) on Twitter, join Facebook and LinkedIn groups.



Performance of Traded Shares

| Company Names | ISX Code | Opening Price (IQD/share) | Price at Session Close (IQD/share) | Previous Closing Price (IQD/share) | Change in Closing Price | Highest Price (IQD/share) | Lowest Price (IQD/share) | No. of Trades (#/d) | No. of Traded Shares (mn)/d | Trading Vol. (IQDmn) /d | Avg. daily trading vol. ('000 \$)* | Mcap (\$mn) | Last Fin.** | P/E (Last) | P/BV (Last) |
|-------------------------------------|----------|---------------------------|------------------------------------|------------------------------------|-------------------------|---------------------------|--------------------------|---------------------|-----------------------------|-------------------------|------------------------------------|----------------|-------------|------------|-------------|
| Telecom Sector | | | | | | | | | | | | | | | |
| Asiacell Communications PJSC | TASC | 6.30 | 6.35 | 6.32 | 0.5% | 6.35 | 6.30 | 14 | 2 | 10 | 27.9 | 1,587.5 | 6M15 | 12.3 | 1.0 |
| Al Khatem Telecom Company | TZNI | - | no trade | 3.40 | - | - | - | - | - | - | 9.9 | 5,017.1 | 6M15 | 36.4 | 2.5 |
| Telecom Sector Total | | | | | | | | 14 | 2 | 10 | | 6,604.6 | | | |
| Banking Sector | | | | | | | | | | | | | | | |
| Ashur International Bank | BASH | 0.50 | 0.50 | 0.49 | 2.0% | 0.51 | 0.50 | 5 | 9 | 5 | 30.9 | 100.8 | 6M15 | 22.9 | 0.4 |
| Babylon Bank | BBAY | 0.41 | 0.42 | 0.42 | 0.0% | 0.42 | 0.41 | 5 | 2 | 1 | 13.4 | 84.7 | 6M15 | 20.2 | 0.6 |
| Bank of Baghdad | BBOB | 1.38 | 1.37 | 1.38 | -0.7% | 1.38 | 1.37 | 9 | 4 | 5 | 110.3 | 276.2 | 9M15 | 9.6 | 1.1 |
| Commercial Bank of Iraq | BCOI | 0.60 | 0.60 | 0.60 | 0.0% | 0.60 | 0.60 | 2 | 3 | 2 | 10.1 | 121.0 | 6M15 | 17.9 | 0.5 |
| Dijlah & Furat Bank*** | BDFD | 0.33 | 0.33 | 0.33 | 0.0% | 0.33 | 0.32 | 6 | 4 | 1 | 0.1 | 66.5 | 6M15 | 62.9 | 0.6 |
| Dar Es Salaam Inv. Bank*** | BDSI | 0.51 | 0.56 | 0.53 | 5.7% | 0.56 | 0.51 | 36 | 165 | 86 | 34.8 | 112.9 | 9M15 | 14.1 | 0.7 |
| Economy Bank | BEFI | - | Suspend/ISC | 0.72 | - | - | - | - | - | - | - | 145.2 | 3M14 | 23.3 | 0.8 |
| Elaf Islamic Bank*** | BELF | 0.46 | 0.46 | 0.46 | 0.0% | 0.46 | 0.46 | 4 | 2 | 1 | 0.5 | 92.7 | 9M15 | - | 0.5 |
| Gulf Commercial Bank | BGUC | 0.62 | 0.61 | 0.62 | -1.6% | 0.62 | 0.61 | 16 | 41 | 25 | 127.8 | 147.6 | 6M15 | 8.9 | 0.6 |
| Investment Bank of Iraq | BIBI | 0.70 | 0.70 | 0.70 | 0.0% | 0.70 | 0.70 | 4 | 20 | 14 | 43.9 | 141.1 | 9M15 | 13.1 | 0.6 |
| Iraqi Islamic Bank | BIIB | 0.60 | 0.60 | 0.63 | -4.8% | 0.60 | 0.60 | 7 | 15 | 9 | 73.8 | 121.0 | 9M15 | 38.8 | 0.6 |
| Iraqi Middle East Bank | BIME | 0.52 | 0.53 | 0.52 | 1.9% | 0.53 | 0.52 | 22 | 109 | 57 | 38.7 | 106.9 | 9M15 | 13.5 | 0.5 |
| Kurdistan Int. Bank | BKUI | - | no trade | 1.48 | - | - | - | - | - | - | 10.4 | 477.4 | 6M15 | 14.9 | 1.2 |
| Mosul Bank | BMFI | - | no trade | 0.37 | - | - | - | - | - | - | 24.3 | 75.3 | 9M15 | - | 0.4 |
| Al-Mansour Bank | BMNS | 0.83 | 0.83 | 0.85 | -2.4% | 0.83 | 0.83 | 2 | 0 | 0 | 11.2 | 167.3 | 9M15 | 10.3 | 0.7 |
| National Islamic Bank | BNAI | - | no trade | 1.20 | - | - | - | - | - | - | 38.5 | 242.9 | 6M15 | 10.0 | 1.0 |
| National Bank of Iraq | BNOI | 0.57 | 0.57 | 0.58 | -1.7% | 0.57 | 0.57 | 3 | 3 | 2 | 1.0 | 114.9 | 9M15 | - | 0.5 |
| North Bank | BNOR | - | Suspend/ISC | 0.56 | - | - | - | - | - | - | 39.3 | 135.5 | 6M15 | 15.2 | 0.5 |
| Credit Bank of Iraq | BROI | 0.70 | 0.70 | 0.70 | 0.0% | 0.70 | 0.70 | 8 | 10 | 7 | 13.4 | 141.1 | 6M15 | 11.6 | 0.6 |
| Sumer Commercial Bank | BSUC | 0.95 | 0.95 | 0.95 | 0.0% | 0.95 | 0.95 | 2 | 20 | 19 | 24.4 | 191.5 | 9M15 | 87.3 | 0.9 |
| Trans Iraq Bank for Investment (NR) | BTRI | - | no trade | 1.00 | - | - | - | - | - | - | - | 212.9 | 9M15 | 16.8 | 0.9 |
| United Bank | BUND | 0.47 | 0.47 | 0.48 | -2.1% | 0.47 | 0.47 | 13 | 13,018 | 6,118 | 70.7 | 113.7 | 9M15 | - | 0.4 |
| Union Bank | BUOI | - | no trade | 0.81 | - | - | - | - | - | - | 1.4 | 164.6 | 6M15 | - | 0.7 |
| Banking Sector Total | | | | | | | | 144 | 13,426 | 6,352 | | 3,553.8 | | | |

Performance of Traded Shares

| Company Names | ISX Code | Opening Price (IQD/share) | Price at Session Close (IQD/share) | Previous Closing Price (IQD/share) | Change in Closing Price | Highest Price (IQD/share) | Lowest Price (IQD/share) | No. of Trades (#/d) | No. of Traded Shares (mn)/d | Trading Vol. (IQDmn) /d | Avg. daily trading vol. ('000 \$)* | Mcap (\$mn) | Last Fin.** | P/E (Last) | P/BV (Last) |
|---------------------------------------|----------|---------------------------|------------------------------------|------------------------------------|-------------------------|---------------------------|--------------------------|---------------------|-----------------------------|-------------------------|------------------------------------|--------------|-------------|------------|-------------|
| Industry Sector | | | | | | | | | | | | | | | |
| Baghdad for Packing Materials | IBPM | - | no trade | 1.76 | - | - | - | - | - | - | 0.5 | 1.5 | 9M15 | - | 1.9 |
| Baghdad Soft Drinks | IBSD | 1.97 | 1.95 | 1.98 | -1.5% | 1.97 | 1.93 | 39 | 24 | 47 | 85.3 | 209.2 | 9M15 | 9.2 | 1.2 |
| Electronic Industries | IELI | - | Suspend/ISC | 1.01 | - | - | - | - | - | - | 1.1 | 14.7 | 6M15 | - | 0.9 |
| Fallujah for Construction Mat. | IFCM | - | Suspend/ISC | 1.51 | - | - | - | - | - | - | 0.9 | 3.8 | 9M13 | 87.4 | 1.6 |
| Nationality Househ. Furniture | IHFI | - | Suspend/ISC | 0.90 | - | - | - | - | - | - | - | 0.9 | 3M14 | - | 0.6 |
| Al-Hilal Industries | IHLI | 0.53 | 0.53 | 0.55 | -3.6% | 0.53 | 0.53 | 2 | 1 | 1 | 1.7 | 5.3 | 6M15 | - | - |
| Iraqi for Carton Manufact. & Trading | IICM | 0.45 | 0.45 | 0.45 | 0.0% | 0.45 | 0.45 | 1 | 1 | 0 | 0.1 | 2.8 | 6M15 | - | - |
| Iraqi Date Processing&Mark. | IIDP | 1.33 | 1.36 | 1.31 | 3.8% | 1.36 | 1.33 | 17 | 214 | 286 | 8.9 | 18.9 | 6M15 | - | 1.2 |
| Iraqi Engineering Works | IIEW | - | no trade | 0.70 | - | - | - | - | - | - | 0.4 | 0.8 | 6M15 | - | 0.7 |
| Iraqi For Tufted Carpets | IITC | 3.81 | 3.81 | 3.80 | 0.3% | 3.81 | 3.81 | 1 | 0 | 0 | 0.3 | 1.5 | 6M15 | 11.8 | 0.9 |
| Al -Khazer for Construction M. | IKHC | - | no trade | 1.56 | - | - | - | - | - | - | 0.0 | 1.4 | 9M13 | 42.0 | 1.3 |
| AL- Kindi of Veterinary Vac. | IKLV | - | Suspend/ISC | 1.11 | - | - | - | - | - | - | 3.9 | 5.3 | 6M15 | - | 1.1 |
| Al-Mansour Pharma. Ind. | IMAP | - | no trade | 0.90 | - | - | - | - | - | - | 7.6 | 4.7 | 6M15 | 6.0 | 0.7 |
| Modern Chemical Industries(NR) | IMCI | - | no trade | 85.00 | - | - | - | - | - | - | - | 12.3 | 6M15 | 175.7 | 3.0 |
| Modern Construction Mat. | IMCM | - | Suspend/ISC | 0.47 | - | - | - | - | - | - | 0.0 | 2.0 | 9M13 | - | 0.5 |
| Metallic Ind. and Bicycles | IMIB | - | Suspend/GA | 0.59 | - | - | - | - | - | - | 0.1 | 3.6 | 6M15 | - | 8.2 |
| Modern Sewing | IMOS | 2.60 | 2.60 | 2.60 | 0.0% | 2.60 | 2.60 | 1 | 0 | 0 | 0.6 | 2.1 | 9M15 | 17.6 | 2.5 |
| Modern Paint Industries | IMPI | - | Suspend/ISC | 1.25 | - | - | - | - | - | - | 1.6 | 9.3 | 6M15 | - | 2.1 |
| National Chemical Industries | INCP | 0.70 | 0.70 | 0.69 | 1.4% | 0.70 | 0.70 | 1 | 0 | 0 | 5.7 | 8.6 | 6M15 | - | 2.2 |
| North Soft Drinks | INSD | - | Suspend/ISC | 0.35 | - | - | - | - | - | - | - | 11.7 | 3M13 | - | 0.4 |
| Ready Made Clothes | IRMC | - | no trade | 6.78 | - | - | - | - | - | - | 0.5 | 8.7 | 6M15 | - | 6.0 |
| The Light Industries | ITLI | 0.54 | 0.54 | 0.54 | 0.0% | 0.54 | 0.53 | 7 | 6 | 3 | 4.8 | 7.3 | 6M15 | - | - |
| Industry Sector Total | | | | | | | | 69 | 246 | 337 | | 336.4 | | | |
| Hotels & Tourism Sector | | | | | | | | | | | | | | | |
| Ashour Hotel | HASH | - | Suspend/ISC | 5.60 | - | - | - | - | - | - | 0.5 | 1.7 | 3M14 | 4.8 | 9.4 |
| Baghdad Hotel | HBAG | 7.35 | 7.50 | 7.40 | 1.4% | 7.50 | 7.30 | 11 | 1 | 9 | 7.6 | 23.3 | 6M15 | 16.9 | 6.2 |
| Babylon Hotel*** | HBAY | 43.00 | 46.50 | 44.60 | 4.3% | 49.05 | 43.00 | 31 | 1 | 61 | 14.3 | 75.0 | 6M15 | - | - |
| Ishtar Hotels | HISH | - | no trade | 19.95 | - | - | - | - | - | - | 15.3 | 36.2 | 6M15 | 38.5 | 7.8 |
| Karbala Hotels | HKAR | - | Suspend/GA | 1.61 | - | - | - | - | - | - | 1.8 | 6.5 | 6M15 | 55.1 | 1.4 |
| Mansour Hotel | HMAN | 20.25 | 20.25 | 20.65 | -1.9% | 20.25 | 20.25 | 1 | 0 | 1 | 3.3 | 47.7 | 6M15 | 72.2 | 34.9 |
| National for Tourist Invest.*** | HNTI | - | Suspend/GA | 13.10 | - | - | - | - | - | - | 1.8 | 57.4 | 6M15 | 150.5 | 9.2 |
| Palestine Hotel | HPAL | 10.95 | 11.00 | 10.90 | 0.9% | 11.00 | 10.95 | 9 | 3 | 34 | 10.4 | 39.7 | 9M15 | 25.3 | 4.9 |
| Al-Sadeer Hotel | HSAD | - | Suspend/ISC | 21.25 | - | - | - | - | - | - | 0.8 | 21.2 | 6M15 | - | 25.8 |
| Mosul Dam Tourist Village | HTVM | - | Suspend/ISC | 5.00 | - | - | - | - | - | - | 0.3 | 1.0 | 3M14 | 33.4 | - |
| Hotel&Tourism Sector Total | | | | | | | | 52 | 6 | 105 | | 309.7 | | | |

Source: Iraq Stock Exchange

Performance of Traded Shares

| Company Names | ISX Code | Opening Price (IQD/share) | Price at Session Close (IQD/share) | Previous Closing Price (IQD/share) | Change in Closing Price | Highest Price (IQD/share) | Lowest Price (IQD/share) | No. of Trades (#/d) | No. of Traded Shares (mn)/d | Trading Vol. (IQDmn) /d | Avg. daily trading vol. ('000 \$)* | Mcap (\$mn) | Last Fin.** (Last) | P/E (Last) | P/BV (Last) |
|------------------------------------|----------|---------------------------|------------------------------------|------------------------------------|-------------------------|---------------------------|--------------------------|---------------------|-----------------------------|-------------------------|------------------------------------|--------------|--------------------|------------|-------------|
| Services Sector | | | | | | | | | | | | | | | |
| Al-Ameen Estate Inv.(NR) | SAEI | - | no trade | 0.50 | - | - | - | - | - | - | 0.0 | 2.8 | 9M15 | - | 0.5 |
| AL-Badia for General Trans | SBAG | - | no trade | 1.15 | - | - | - | - | - | - | 7.1 | 2.0 | 6M15 | - | 0.7 |
| Baghdad Motor Cars Servicing | SBMC | - | Suspend/ISC | 1.69 | - | - | - | - | - | - | - | 1.5 | 9M12 | 4.9 | 1.0 |
| Baghdad Passengers Transport | SBPT | 19.00 | 18.75 | 19.00 | -1.3% | 19.00 | 18.75 | 13 | 0 | 7 | 3.3 | 15.1 | 6M15 | 27.1 | 8.3 |
| Iraqi for General Transp.*** | SIGT | - | Suspend/ISC | 1.64 | - | - | - | - | - | - | 17.6 | 5.2 | 6M15 | - | - |
| Iraqi Land Transport | SILT | 1.36 | 1.36 | 1.35 | 0.7% | 1.36 | 1.36 | 1 | 0 | 0 | 9.4 | 15.4 | 6M15 | - | 1.0 |
| Kharkh Tour Amuzement City | SKTA | 6.50 | 6.53 | 6.55 | -0.3% | 6.54 | 6.50 | 12 | 1 | 8 | 31.2 | 5.3 | 9M15 | 59.3 | 5.3 |
| Al-Mosul for Funfairs | SMOF | - | Suspend/ISC | 14.52 | - | - | - | - | - | - | - | 4.7 | 3M14 | 5.0 | 2.5 |
| Mamoura Real-estate Inv.*** | SMRI | 4.15 | 4.15 | 4.15 | 0.0% | 4.15 | 4.15 | 2 | 0 | 1 | 37.6 | 64.3 | 9M15 | 90.7 | 4.3 |
| AL-Nukhba for Construction | SNUC | - | no trade | 0.91 | - | - | - | - | - | - | 1.2 | 1.5 | 9M15 | - | 0.7 |
| Services Sector Total | | | | | | | | 28 | 2 | 16 | | 117.7 | | | |
| Agriculture Sector | | | | | | | | | | | | | | | |
| Al-Ahlyia for Agricultural Prod. | AAHP | 1.13 | 1.13 | 1.13 | 0.0% | 1.13 | 1.13 | 1 | 1 | 1 | 0.0 | 0.5 | 3M15 | 1.8 | 2.1 |
| Iraqi Agr. Prod. Mark. Meat | AIPM | 4.48 | 4.40 | 4.50 | -2.2% | 4.48 | 4.28 | 35 | 10 | 42 | 4.0 | 16.0 | 6M15 | 50.7 | 3.0 |
| Iraqi Agricultural Products | AIRP | - | no trade | 7.76 | - | - | - | - | - | - | 0.6 | 2.3 | 6M15 | 26.6 | 1.1 |
| Iraqi for Seed Production | AISP | 5.55 | 5.56 | 5.57 | -0.2% | 5.60 | 5.55 | 13 | 2 | 12 | 19.1 | 33.6 | FY13 | 4.5 | 2.7 |
| Modern Animal & Agr. Production | AMAP | - | no trade | 0.61 | - | - | - | - | - | - | 0.3 | 1.9 | 6M15 | 57.4 | 0.5 |
| Middle East for Prod.- Fish | AMEF | - | no trade | 6.68 | - | - | - | - | - | - | 0.0 | 1.6 | 3M15 | 55.7 | 1.3 |
| Agriculture Sector Total | | | | | | | | 49 | 12 | 55 | | 55.9 | | | |
| Insurance Sector | | | | | | | | | | | | | | | |
| AHliya For Insurance | NAHF | 0.54 | 0.54 | 0.54 | 0.0% | 0.54 | 0.54 | 1 | 0 | 0 | 0.1 | 1.1 | 9M15 | - | 0.4 |
| Al-Ameen for Insurance | NAME | 0.87 | 0.87 | 0.87 | 0.0% | 0.87 | 0.87 | 1 | 0 | 0 | 2.1 | 3.5 | 6M15 | 10.9 | 1.0 |
| Dar Al-Salam for Insurance | NDSA | - | no trade | 1.12 | - | - | - | - | - | - | 0.0 | 3.2 | 6M15 | 8.7 | 0.8 |
| Gulf Insurance&Reinsurance*** | NGIR | 0.35 | 0.36 | 0.37 | -2.7% | 0.36 | 0.35 | 2 | 3 | 1 | 0.4 | 1.5 | 9M15 | - | 0.9 |
| Al-Hamraa for Insurance (NR) | NHAM | - | no trade | 0.64 | - | - | - | - | - | - | 0.1 | 2.6 | 6M15 | 7.3 | 0.5 |
| Insurance Sector Total | | | | | | | | 4 | 3 | 1 | | 11.8 | | | |
| Investment Sector | | | | | | | | | | | | | | | |
| Al-Ameen Financial Inv. (NR) | VAMF | - | no trade | 1.70 | - | - | - | - | - | - | 0.0 | 1.4 | 9M15 | - | 2.1 |
| AL- Batek Investment(NR) | VBAT | - | no trade | 0.80 | - | - | - | - | - | - | - | 0.6 | 6M15 | - | 0.6 |
| Al-Khair for Financial Inv. (NR) | VKHF | - | Suspend/ISC | 0.38 | - | - | - | - | - | - | - | 2.1 | FY14 | - | 0.4 |
| Bain Al-Nahrain Financial Inv.(NR) | VMES | - | Suspend/GA | 1.00 | - | - | - | - | - | - | - | 0.8 | 6M15 | - | 1.0 |
| AL-Wiaam for Financial Inv. | VWIF | - | no trade | 0.89 | - | - | - | - | - | - | 0.0 | 1.4 | 9M15 | - | 1.0 |
| Al-Zawraa for Financial Inv. | VZAF | - | Suspend/GA | 0.63 | - | - | - | - | - | - | 0.0 | 0.6 | 9M15 | - | 0.6 |
| Investment Sector Total | | | | | | | | - | - | - | | 7.0 | | | |

Source: Iraq Stock Exchange

Performance of Traded Shares

| Company Names | ISX Code | Opening Price (IQD/share) | Price at Session Close (IQD/share) | Previous Closing Price (IQD/share) | Change in Closing Price | Highest Price (IQD/share) | Lowest Price (IQD/share) | No. of Trades (#/d) | No. of Traded Shares (mn)/d | Trading Vol. (IQDmn) /d | Avg. daily trading vol. ('000 \$)* | Mcap (\$mn) | Last Fin. ** | P/E (Last) | P/BV (Last) |
|--|----------|---------------------------|------------------------------------|------------------------------------|-------------------------|---------------------------|--------------------------|---------------------|-----------------------------|-------------------------|------------------------------------|-----------------|--------------|------------|-------------|
| Money Transfer Sector | | | | | | | | | | | | | | | |
| Al-Harir for Money Transfer*** | MTAH | - | no trade | | - | - | - | - | - | - | - | - | 9M15 | - | - |
| Al-Taif Money Transfer(NR) | MTAI | - | no trade | 3.18 | - | - | - | - | - | - | 0.0 | 97.5 | 6M15 | - | 2.6 |
| Al Muhej Money Transfer(NR) | MTAM | - | no trade | | - | - | - | - | - | - | - | - | FY14 | - | - |
| Al-Iraqia for Money Transfer(NR) | MTIR | - | Suspend/ISC | | - | - | - | - | - | - | - | - | FY14 | - | - |
| Al-Manafaa Co. for Money Trans.(NR) | MTMA | - | Suspend/ISC | | - | - | - | - | - | - | - | - | FY14 | - | - |
| Mouta for Remittance(NR) | MTMO | - | Suspend/ISC | | - | - | - | - | - | - | - | - | FY14 | - | - |
| Al-Motaman for Money Transfer(NR) | MTMT | - | Suspend/ISC | 1.00 | - | - | - | - | - | - | - | 12.1 | 6M15 | - | 1.0 |
| Al Nibal Al Arabya for M. Tra.*** (NR) | MTNI | - | no trade | | - | - | - | - | - | - | - | - | 9M15 | 0.0 | 0.0 |
| Alnoor for Money Transfer(NR) | MTNN | - | no trade | | - | - | - | - | - | - | - | - | 9M15 | - | - |
| Nobles for Money Transfer(NR) | MTNO | - | Suspend/ISC | | - | - | - | - | - | - | - | - | FY14 | - | - |
| Al-Rabita Al-Maliya Co.(NR) | MTRA | - | Suspend/ISC | | - | - | - | - | - | - | - | - | 3M15 | - | - |
| Sama Baghdad Finance Transfer(NR) | MTSB | - | Suspend/ISC | | - | - | - | - | - | - | - | - | 9M15 | - | - |
| United Arab Money Transfer(NR) | MTUA | - | no trade | 1.00 | - | - | - | - | - | - | - | 36.3 | 6M15 | - | 1.0 |
| Al-Waeel for Money Transfer(NR) | MTWA | - | no trade | | - | - | - | - | - | - | - | - | 6M15 | - | - |
| Money Transfer Sector Total | | | | | | | | | | | | 145.8 | | | |
| Grand Total | | | | | | | | 360 | 13,697 | 6,875 | | 11,142.8 | | | |

Source: Iraq Stock Exchange

*Average data was calculated according to recent six months, by dividing the total daily trading volume (excluding two highest trading vol.) to total number of trading days (excluding the No. of days share were suspended due to GA or by ISC).

** Last Financials: The date of the most recent financial statements.

P/E (Last): While calculating P/E (Last), we divided "Current Mcap" to "trailing net profit" when the recently announced financial statements are for the interim period. For the companies which trailing profit cannot be calculated due to lack of information, we divided "Current Mcap" to "annualized YTD profit," while calculating P/E (Last). We adjusted unaudited profit before tax values by deducting 15% income tax, while calculating annualized YTD profit.

P/BV (Last): Calculated by dividing "Current Mcap" to "BV in its Last Financials".

***When the original shares resume trading, we start using the number of shares that the company will reach after the capital increase with the assumption that the capital increase was reflected to the price of the shares. We use the new capital in calculating Mcap.

Note: "Suspend/ISC" companies are not trading due to ISC Instructions.

"Suspend/GA" companies are not trading due to General Assembly Meetings.

"(NR)": These are the companies which are trading in the Non-Regular market (in compliance with Iraq Securities Commission law numbered 132/9 on 20/12/2012). These companies were moved to the secondary market (non-regular) because of the decrease in their trading volume and the number of days that these companies are being traded for. Please note, according to the Regulations of the Secondary Market, in each trading session, the average share price will be calculated for each share. The maximum increase and decrease of +/- 20% will be based on the average price in the previous session. The price should be valid during three effective trading sessions after the listing, and it will be free in the first trading session after capital increasing.

"We use the FX rate given by the bank that Rabee Securities makes its banking transactions while calculating the dollar values in our research reports instead of CBI market FX rate to be more conservative."

For any inquiries, contact:

Research

Aysegul Ozge Ozgur - SVP, Head of Research (aozgur@rs.iq)

Tugba Tan, Analyst (ttan@rs.iq)

research@rs.iq

Tel: +90 212 219 2524

Mob: +90 539 456 4566

Trading

traders@rs.iq

Tel: +964 727 002 0407


Info

info@rs.iq


Tel: +964 (790) 133 1492

RS Bloomberg page: <RSIQ>

RS Website: RS.IQ



Asiacell has won “EMEA Finance’s Best IPO in EMEA award” in EMEA Finance’s Achievement Awards 2013.
(Arranger of the deal: Rabee Securities (RS))



Asiacell was named the winner of the corporate finance category in the 2013 Association of Corporate Treasures Middle East Deals (ACTME) of the Year Awards.
(Arranger of the deal: Rabee Securities (RS))



Best Brokerage House in Iraq
2011 & 2013 & 2014



EQUITY CAPITAL MARKETS DEAL OF THE YEAR - ASIACELL IPO ADVISED BY RABEE SECURITIES



RS is a proud supporter of the Iraq Pavilion in the Venice Biennale 2015.

Baghdad HQ

903/14/19
Karada, Baghdad, Iraq
Tel: +964 727 002 0407

Erbil

Italian Village offices
Office No: 32, Erbil, Iraq
Mob: +964 770 493 9999

Suleymani

Rand Gallery
Office No: 9, Floor:3 , Suleymani, Iraq
Mob: +964 770 651 9944

Istanbul Rep. Office

Halaskargazi cad. No: 103/7A
Osmanbey, Istanbul, Turkey
Tel: +90 212 219 2524
Mob: +90 539 456 4566

DISCLAIMER

This publication may not be reproduced, modified, or re-disseminated in whole or in part without the prior written permission of Rabee Securities. The information provided herein is of a general nature and for informational purposes only and is not intended to serve as an offer or solicitation with respect to the purchase or sale of any security, or as a recommendation to adopt any particular trading strategy. Such information is subject to change without prior notice. Although Rabee Securities obtains information from sources it considers reliable, Rabee Securities makes no representations or warranties, express or implied, as to the information's accuracy or completeness. Furthermore, such information may be incomplete or condensed. Rabee Securities, its affiliates, directors, employees, assigns, agents, and successors bear no liability for any errors or omissions in this publication or for any losses arising from the use of or reliance upon this information. This limitation on liability applies to direct, indirect, consequential, special, punitive, or other damages, as well as damages for loss of profits or business interruption. Investors shall bear all responsibility for investment decisions taken on the basis of the contents of this report. Rabee Securities strongly advises potential investors to seek financial guidance when determining whether an investment is appropriate to their needs. All estimates included in this report constitute Rabee Securities' opinion as of the date published on the report and are subject to change without notice.