

For any inquiries, contact:

Research

Aysegul Ozge Ozgur - SVP, Head of Research (aozgur@rs.iq)
Tugba Tan, Analyst (ttan@rs.iq)
research@rs.iq

Trading

traders@rs.iq
Address: 903/14/19

Karada
Baghdad-Iraq

Tel: +964 (0) 727 002 0407

info@rs.iq

RS Website: RS.IQ

RS Bloomberg page: <RSIQ>

Closing prices for the shares traded on the ISX are now available on Bloomberg.

DISCLAIMER

This publication may not be reproduced, modified, or re-disseminated in whole or in part without the prior written permission of Rabee Securities. The information provided herein is of a general nature and for informational purposes only and is not intended to serve as an offer or solicitation with respect to the purchase or sale of any security, or as a recommendation to adopt any particular trading strategy. Such information is subject to change without prior notice. Although Rabee Securities obtains information from sources it considers reliable, Rabee Securities makes no representations or warranties, express or implied, as to the information's accuracy or completeness. Furthermore, such information may be incomplete or condensed. Rabee Securities, its affiliates, directors, employees, assigns, agents, and successors bear no liability for any errors or omissions in this publication or for any losses arising from the use of or reliance upon this information. This limitation on liability applies to direct, indirect, consequential, special, punitive, or other damages, as well as damages for loss of profits or business interruption. Investors shall bear all responsibility for investment decisions taken on the basis of the contents of this report. Rabee Securities strongly advises potential investors to seek financial guidance when determining whether an investment is appropriate to their needs. All estimates included in this report constitute Rabee Securities' opinion as of the date published on the report and are subject to change without notice.

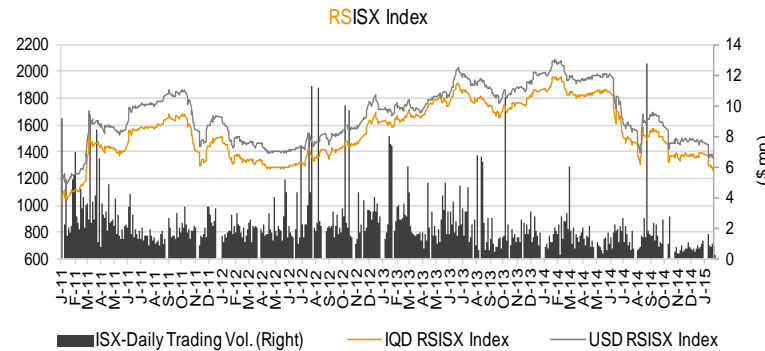
Daily Bulletin / Sunday

Iraqi Dinar Value

(CBI Auction Price: 1166 / Market Exchange Rate: 1215)

Daily Value Traded

IQD859,321,000



The RSISX Performance

	Close	Change	YTD Change
IQD RSISX	1265	-0.6%	-9.2%
USD RSISX	1352	-0.5%	-8.8%

News from Iraq

Politics

- On Saturday, the U.S. Department of Defense 'Pentagon' stated, that the IS organization has only lost 700 square kilometers of land in Iraq, which is 1% from the 55 thousand square kilometers of land it seized during 2014, pointing out that the organization is currently in a defensive position and suffering difficulties in compensating devastated mechanisms after has lost millions of revenues. (Iraqi News)
- On Thursday, U.S. Secretary of State John Kerry announced, that the anti-IS coalition has made significant gains in the fight against the IS group, killing roughly 50 percent of its leadership. (Iraqi News)
- On Saturday, MP Qasim al-Araji announced that the Iraqi joint forces have regained control over the area of Mansouriyat-al-Jabal, stressing that the entire province of Diyali has been completely liberated from IS. "Army forces backed by al-Hashed al-Sha'bi fighters and local police brigades have managed to attack the last IS stronghold in Diyali province at Mansouriyat-al-Jabal by firing heavy artillery into the entire territory," al-Araji said. (Iraqi News)
- The Saudi Arabia's King, Salman Bin Abdul Aziz Al Saud confirmed his country's determination to strengthen its relations with Iraq. (Zawya)

Economics

- Kuwait's Al-Nasriyah Company has signed an agreement to build a new airport in Diwaniya. The \$1.35bn airport will be operated by the company under the 45-year contract. (Iraq Business News)

ISX - Company Announcements

- Shares of Al-Iraqia For Money Transfer (MTIR) will start trading on Feb. 5, 2015. The share price will be unrestricted for three trading sessions. The share price will be determined after that three sessions. The minimum and maximum share prices (high/low) during the sessions will be +/-20% of the average share price in the last session according to instructions No. (15/3/d).
- Shares of Al-Taif Money Transfer (MTAI) will start trading on Feb. 5, 2015. The share price will be unrestricted for three trading sessions. The share price will be determined after that three sessions. The minimum and maximum share prices (high/low) during the sessions will be +/-20% of the average share price in the last session according to instructions No. (15/3/d).
- Shares of Sama Baghdad Finance Transfer (MTSB) will start trading on Feb. 5, 2015. The share price will be unrestricted for three trading sessions. The share price will be determined after that three sessions. The minimum and maximum share prices (high/low) during the sessions will be +/-20% of the average share price in the last session according to instructions No. (15/3/d).
- A cross transaction occurred on IQD60mn Credit Bank of Iraq (BROI) shares today (Jan. 25, 2015). This represents 0.02% of BROI capital.

Best and Worst Performers

Best Performers		Code	Closing Price(IQD)	% Chg.	Trading Vol. (\$'000)/d
Modern Chemical Industries		IMCI	66.550	10.0%	0.3
Iraqi Date Processing & Marketing		IIDP	1.430	5.9%	52.2
Modern Sewing		IMOS	3.110	3.3%	0.4
Credit Bank of Iraq		BROI	0.990	3.1%	49.1
Babylon Hotel		HBAY	80.000	2.6%	61.9

Worst Performers		Code	Closing Price(IQD)	% Chg.	Trading Vol. (\$'000)/d
Ready Made Clothes		IRMC	5.400	-10.0%	0.9
Iraqi Agr. Products Mark. Meat		AIPM	6.200	-9.5%	3.6
Modern Paint Industries		IMPI	1.770	-4.3%	2.2
Al-Mansour Pharmaceuticals Ind.		IMAP	0.800	-3.6%	1.8
Iraqi for Seed Production		AISP	8.600	-3.4%	1.9

Top 5 Traded Volume		Code	Trading Vol. (IQDmn)/d	Trading Vol. (\$'000)/d	Share in total T. Volume
Gulf Commercial Bank		BGUC	217.7	179.2	25.3%
Iraqi Land Transport		SILT	98.9	81.4	11.5%
Babylon Hotel		HBAY	75.2	61.9	8.7%
Iraqi Date Processing&Marketin.		IIDP	63.4	52.2	7.4%
North Bank		BNOR	61.2	50.3	7.1%

Distribution of Trading Volumes by Sectors

Sector	Trading Vol. (IQD mn)/d	Trading Vol. ('000 \$)/d	Share in Total Trading Volume (%)
Telecom Sector	10.4	8.5	1.2%
Banking Sector	473.4	389.6	55.1%
Industry Sector	108.7	89.5	12.7%
Hotels & Tourism Sec.	135.4	111.4	15.8%
Services Sector	123.5	101.6	14.4%
Agriculture Sector	7.4	6.1	0.9%
Insurance Sector	0.6	0.5	0.1%
Investment Sector	-	-	-
Total	859.3	707.3	100.0%

Daily Transactions in Brief

The RSISX index ended the day at IQD1,265 (-0.6%) / \$1,352 (-0.5%), (-9.2% YTD and -8.8% YTD, respectively).

The number of traded shares was 0.7bn and the trading volume was IQD0.9bn (\$0.7mn).

10 out of 37 traded listed stocks' price increased while the prices of 16 stocks decreased, and the price of remaining 11 stocks haven't changed.

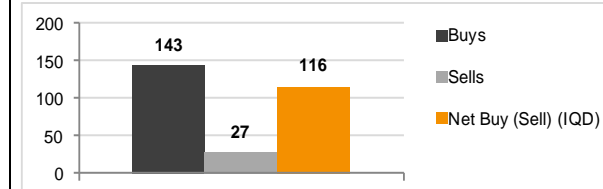
Non Iraqis executed 56 transactions in this session:

Buy: 34 transactions in 5 companies operating in telecom, banking, industry, hotel&tourism and services sectors.

Sell: 22 transactions in 4 companies operating in telecom, industry, hotel&tourism and services sectors.

Net purchases: IQD116mn (\$96K). Share in total trading volume: 22.1%

Non Iraqi's Transactions (IQD mn)



Note: Follow Rabee Securities (RS) on Twitter, join Facebook and LinkedIn groups.



Performance of Traded Shares

Company Names	ISX Code	Opening Price (IQD/share)	Price at Session Close (IQD/share)	Previous Closing Price (IQD/share)	Change in Closing Price	Highest Price (IQD/share)	Lowest Price (IQD/share)	No. of Trades (#/d)	No. of Traded Shares (mn)/d	Trading Vol. (IQDmn) /d	Avg. daily trading vol. ('000 \$)*	Mcap (\$mn)	Last Fin.**	P/E (Last)	P/BV (Last)
Telecom Sector															
Asiacell Communications PJSC	TASC	11.50	11.50	11.50	0.0%	11.50	11.50	7	1	10	7.1	2,555.7	9M14	8.1	1.7
Telecom Sector Total								7	1	10		2,555.7			
Banking Sector															
Ashur International Bank	BASH	-	no trade	0.81	-	-	-	-	-	-	1.7	166.7	9M14	10.4	0.7
Babylon Bank	BBAY	0.37	0.37	0.37	0.0%	0.38	0.37	11	21	8	6.2	54.5	9M14	-	0.4
Bank of Baghdad	BBOB	1.28	1.28	1.29	-0.8%	1.29	1.27	24	45	58	151.6	263.4	9M14	12.6	1.0
Commercial Bank of Iraq	BCOI	0.59	0.59	0.60	-1.7%	0.60	0.59	4	7	4	11.2	121.4	9M14	19.5	0.5
Dijlah & Furat Bank***	BDFD	-	no trade	0.64	-	-	-	-	-	-	121.2	131.7	9M14	-	1.3
Dar Es Salaam Inv. Bank	BDSI	-	no trade	0.84	-	-	-	-	-	-	9.5	103.7	9M14	11.2	0.7
Economy Bank	BEFI	-	Suspend/ISC	0.72	-	-	-	-	-	-	-	148.1	3M14	19.9	0.8
Elaf Islamic Bank	BELF	-	Suspend/GA	0.72	-	-	-	-	-	-	0.3	90.1	9M14	9.3	0.6
Gulf Commercial Bank	BGUC	0.84	0.84	0.85	-1.2%	0.85	0.83	40	260	218	100.6	207.4	FY14	5.8	0.7
Investment Bank of Iraq	BIBI	0.95	0.95	0.96	-1.0%	0.95	0.95	3	12	11	33.2	195.5	9M14	6.3	0.8
Iraqi Islamic Bank	BIIB	-	no trade	0.91	-	-	-	-	-	-	209.2	187.2	9M14	17.6	0.9
Iraqi Middle East Bank	BIME	0.55	0.56	0.56	0.0%	0.56	0.55	21	25	14	40.3	115.2	FY14	32.6	0.5
Kurdistan Int. Bank	BKUI	1.90	1.90	1.88	1.1%	1.91	1.90	6	4	8	15.9	625.5	9M14	21.9	1.6
Mosul Bank***	BMFI	-	Suspend/ISC	0.73	-	-	-	-	-	-	-	151.7	9M14	9.6	0.7
Al-Mansour Bank	BMNS	0.79	0.79	0.81	-2.5%	0.80	0.79	9	28	22	43.7	162.6	FY14	11.7	0.7
National Bank of Iraq	BNOI	-	no trade	0.89	-	-	-	-	-	-	2.4	183.1	9M14	16.5	0.8
North Bank	BNOR	0.99	1.00	1.00	0.0%	1.00	0.99	13	61	61	71.8	246.9	FY14	15.5	0.9
Credit Bank of Iraq	BROI	0.99	0.99	0.96	3.1%	0.99	0.99	2	60	60	15.0	203.7	9M14	19.4	0.9
Sumer Commercial Bank	BSUC	-	Suspend/GA	1.00	-	-	-	-	-	-	57.3	205.8	FY14	137.5	1.0
United Bank	BUND	0.65	0.64	0.65	-1.5%	0.65	0.64	11	16	10	15.2	158.0	9M14	3.4	0.5
Union Bank	BUOI	-	no trade	0.86	-	-	-	-	-	-	8.5	178.4	9M14	7.2	0.7
Banking Sector Total								144	540	473		3,900.5			

Source: Iraq Stock Exchange

Performance of Traded Shares

Company Names	ISX Code	Opening Price (IQD/share)	Price at Session Close (IQD/share)	Previous Closing Price (IQD/share)	Change in Closing Price	Highest Price (IQD/share)	Lowest Price (IQD/share)	No. of Trades (#/d)	No. of Traded Shares (mn)/d	Trading Vol. (IQDmn) /d	Avg. daily trading vol. ('000 \$)*	Mcap (\$mn)	Last Fin.**	P/E (Last)	P/BV (Last)
Industry Sector															
Baghdad for Packing Materials	IBPM	-	no trade	1.62	-	-	-	-	-	-	0.2	1.4	FY14	-	1.6
Baghdad Soft Drinks	IBSD	2.00	2.00	2.00	0.0%	2.00	1.97	29	18	35	49.3	218.9	FY14	12.1	1.4
Electronic Industries	IELI	-	Suspend/ISC	1.60	-	-	-	-	-	-	1.8	23.7	3M14	-	1.2
Fallujah for Construction Mat.	IFCM	-	no trade	1.77	-	-	-	-	-	-	1.4	4.5	9M13	102.4	1.9
Nationality Househ. Furniture	IHFI	-	no trade	0.90	-	-	-	-	-	-	-	0.9	3M14	-	0.6
Al-Hilal Industries	IHLI	0.71	0.71	0.71	0.0%	0.71	0.71	1	0	0	0.8	7.2	9M14	-	-
Iraqi for Carton Manufact. & Trading	IICM	0.45	0.45	0.45	0.0%	0.45	0.45	2	0	0	0.2	2.8	9M14	-	-
Iraqi Date Processing&Mark.	IIDP	1.34	1.43	1.35	5.9%	1.48	1.32	48	44	63	14.5	20.3	3M15	157.5	1.2
Iraqi Engineering Works	IIEW	0.73	0.77	0.78	-1.3%	0.79	0.73	4	1	1	0.3	1.0	9M14	-	0.7
Iraqi For Tufted Carpets	IITC	-	no trade	4.15	-	-	-	-	-	-	0.2	1.7	9M14	5.1	1.0
Al -Khazer for Construction M.	IKHC	-	no trade	2.00	-	-	-	-	-	-	0.0	1.8	9M13	18.7	1.7
AL- Kindi of Veterinary Vac.	IKLV	-	no trade	1.25	-	-	-	-	-	-	7.9	5.6	9M14	50.4	1.1
Al-Mansour Pharma. Ind.	IMAP	0.81	0.80	0.83	-3.6%	0.81	0.80	5	3	2	3.7	4.3	9M14	13.0	0.7
Modern Chemical Industries(NR)	IMCI	66.55	66.55	60.50	10.0%	66.55	66.55	2	0	0	0.0	9.9	9M14	34.3	2.3
Modern Construction Mat.	IMCM	-	no trade	0.56	-	-	-	-	-	-	-	2.5	9M13	-	0.6
Metallic Ind. and Bicycles	IMIB	-	no trade	0.64	-	-	-	-	-	-	0.2	4.0	9M14	-	2.0
Modern Sewing	IMOS	2.99	3.11	3.01	3.3%	3.11	2.99	4	0	1	0.4	2.3	9M14	44.0	3.1
Modern Paint Industries	IMPI	1.85	1.77	1.85	-4.3%	1.85	1.77	4	1	3	3.0	13.4	3M14	-	2.1
National Chemical Industries	INCP	-	no trade	0.78	-	-	-	-	-	-	1.6	9.8	3M14	-	1.5
North Soft Drinks	INSD	-	Suspend/ISC	0.35	-	-	-	-	-	-	-	11.9	3M13	-	0.4
Ready Made Clothes	IRMC	5.40	5.40	6.00	-10.0%	5.40	5.40	2	0	1	1.3	7.1	9M14	-	5.5
The Light Industries	ITLI	0.66	0.66	0.65	1.5%	0.66	0.64	8	5	3	3.9	9.1	9M14	-	-
Industry Sector Total								109	72	109		364.1			
Hotels & Tourism Sector															
Ashour Hotel	HASH	-	no trade	6.16	-	-	-	-	-	-	0.1	1.9	3M14	5.3	10.4
Baghdad Hotel	HBAG	-	no trade	10.10	-	-	-	-	-	-	1.4	32.0	9M14	40.6	10.0
Babylon Hotel	HBAY	78.00	80.00	78.00	2.6%	81.00	78.00	8	1	75	5.1	88.9	9M14	-	-
Ishtar Hotels***	HISH	21.00	20.55	21.00	-2.1%	21.50	20.00	27	2	33	9.3	38.1	9M14	66.6	7.9
Karbala Hotels	HKAR	1.50	1.50	1.50	0.0%	1.50	1.50	2	2	3	4.1	6.2	9M14	-	1.3
Mansour Hotel	HMAN	24.00	24.25	24.50	-1.0%	24.25	24.00	2	0	1	5.4	58.3	FY13	-	36.9
National for Tourist Invest.	HNTI	-	no trade	17.40	-	-	-	-	-	-	4.9	77.9	9M14	79.8	11.3
Palestine Hotel	HPAL	14.25	14.40	14.35	0.3%	14.40	14.20	9	1	10	19.8	53.0	9M14	14.3	8.2
Al-Sadeer Hotel	HSAD	20.00	21.50	21.00	2.4%	21.50	19.00	12	1	12	1.7	21.9	9M14	73.8	20.6
Mosul Dam Tourist Village	HTVM	5.40	5.40	5.30	1.9%	5.40	5.40	1	0	0	1.0	1.1	FY13	-	-
Hotel&Tourism Sector Total								61	6	135		379.2			
Services Sector															
Al-Ameen Estate Inv.(NR)	SAEI	-	no trade	0.82	-	-	-	-	-	-	0.1	4.7	9M14	-	0.8
AL-Badia for General Trans	SBAG	1.40	1.40	1.40	0.0%	1.40	1.40	4	2	3	2.5	2.5	3M14	70.8	0.8
Baghdad Motor Cars Servicing	SBMC	-	Suspend/ISC	1.69	-	-	-	-	-	-	-	1.5	9M12	4.9	1.0
Baghdad Passengers Transport***	SBPT	-	no trade	24.90	-	-	-	-	-	-	4.1	20.5	9M14	157.3	18.3

Source: Iraq Stock Exchange

Performance of Traded Shares

Company Names	ISX Code	Opening Price (IQD/share)	Price at Session Close (IQD/share)	Previous Closing Price (IQD/share)	Change in Closing Price	Highest Price (IQD/share)	Lowest Price (IQD/share)	No. of Trades (#/d)	No. of Traded Shares (mn)/d	Trading Vol. (IQDmn) /d	Avg. daily trading vol. ('000 \$)*	Mcap (\$mn)	Last Fin.**	P/E (Last)	P/BV (Last)
Services Sector (Cont.)															
Iraqi for General Transp.	SIGT	-	Suspend/ISC	7.21	-	-	-	-	-	-	-	8.9	6M13	-	2.1
Iraqi Land Transport	SILT	1.40	1.41	1.41	0.0%	1.41	1.37	49	71	99	9.8	16.2	9M14	176.2	1.0
Kharkh Tour Amuzement City	SKTA	-	Suspend/GA	17.40	-	-	-	-	-	-	7.9	7.2	FY14	-	13.6
Al-Mosul for Funfairs	SMOF	-	Suspend/ISC	14.52	-	-	-	-	-	-	0.2	4.8	9M13	6.0	2.3
Mamoura Realestate Inv.	SMRI	4.45	4.40	4.48	-1.8%	4.45	4.40	7	5	22	22.3	59.8	9M14	-	4.5
AL-Nukhba for Construction	SNUC	-	no trade	0.69	-	-	-	-	-	-	0.0	1.1	9M14	23.3	0.5
Services Sector Total								60	78	123		127.2			
Agriculture Sector															
Al-Ahlyia for Agricultural Prod.	AAHP	-	no trade	1.13	-	-	-	-	-	-	0.0	0.5	9M13	18.5	3.0
Iraqi Agr. Prod. Mark. Meat***	AIPM	6.20	6.20	6.85	-9.5%	6.50	6.20	8	1	4	1.6	23.0	9M14	151.3	4.0
Iraqi Agricultural Products	AIRP	11.55	11.55	11.65	-0.9%	11.55	11.55	2	0	1	0.4	3.4	9M14	93.7	4.4
Iraqi for Seed Production	AISP	8.85	8.60	8.90	-3.4%	8.85	8.50	9	0	2	8.1	36.3	3M12	-	6.9
Modern Animal & Agr. Production***	AMAP	-	no trade	0.70	-	-	-	-	-	-	0.1	2.1	9M14	-	0.6
Middle East for Prod.- Fish	AMEF	-	no trade	7.25	-	-	-	-	-	-	0.2	1.8	FY12	6.5	1.5
Agriculture Sector Total								19	1	7		67.1			
Insurance Sector															
AHliya For Insurance	NAHF	-	no trade	0.95	-	-	-	-	-	-	0.2	2.0	9M14	24.5	0.7
Al-Ameen for Insurance	NAME	-	no trade	1.38	-	-	-	-	-	-	0.4	3.4	9M14	8.0	1.1
Dar Al-Salam for Insurance	NDSA	-	no trade	2.00	-	-	-	-	-	-	0.0	5.3	9M14	10.4	1.4
Gulf Insurance&Reinsurance	NGIR	0.60	0.60	0.60	0.0%	0.60	0.60	2	1	1	0.0	2.5	9M14	9.1	1.2
Al-Hamraa for Insurance (NR)	NHAM	-	no trade	1.05	-	-	-	-	-	-	-	4.3	9M14	4.9	0.8
Insurance Sector Total								2	1	1		17.4			
Investment Sector															
Al-Ameen Financial Inv. (NR)	VAMF	-	no trade	2.50	-	-	-	-	-	-	0.3	2.1	9M14	-	2.7
Al-Ayaam Financial Inv. (NR)	VAYF	-	Suspend/ISC	0.62	-	-	-	-	-	-	-	0.2	FY12	-	0.6
AL- Batek Investment(NR)	VBAT	-	no trade	0.80	-	-	-	-	-	-	-	0.7	FY14	-	0.6
Al-Khaima Financial Inv.(NR)	VKHA	-	Suspend/ISC	0.87	-	-	-	-	-	-	-	0.3	FY12	-	0.8
Al-Khair for Financial Inv. (NR)	VKHF	-	no trade	0.38	-	-	-	-	-	-	-	2.2	9M14	-	0.4
Bain Al-Nahrain Financial Inv.(NR)	VMES	-	no trade	1.00	-	-	-	-	-	-	-	0.8	9M14	-	0.9
AL-Wiaam for Financial Inv.	VWIF	-	no trade	1.19	-	-	-	-	-	-	0.0	2.0	9M14	-	1.1
Al-Zawraa for Financial Inv.	VZAF	-	Suspend/GA	0.70	-	-	-	-	-	-	0.0	0.7	9M14	9.3	0.6
Investment Sector Total												8.9			
Grand Total								402	699	859		7,420.1			

Source: Iraq Stock Exchange

*Average data was calculated according to recent six months, by dividing the total daily trading volume (excluding two highest trading vol.) to total number of trading days (excluding the No. of days share were suspended due to GA or by ISC).

** Last Financials: The date of the most recent financial statements.

P/E (Last): We divide "Current MCap" to "annualized YTD profit".

P/BV (Last): Calculated by dividing "Current MCap" to "BV in its Last Financials".

***When the original shares resume trading, we start using the number of shares that the company will reach after the capital increase with the assumption that the capital increase was reflected to the price of the shares. We use the new capital in calculating Mcap.

Note: "Suspend/ISC" companies are not trading due to ISC Instructions.

"Suspend/GA" companies are not trading due to General Assembly Meetings.

"(NR)": These are the companies which are trading in the Non-Regular market (in compliance with Iraq Securities Commission law numbered 132/9 on 20/12/2012). These companies were moved to the secondary market (non-regular) because of the decrease in their trading volume and the number of days that these companies are being traded for. Please note, according to the Regulations of the Secondary Market, in each trading session, the average share price will be calculated for each share. The maximum increase and decrease of +/- 20% will be based on the average price in the previous session. The price should be valid during three effective trading sessions after the listing, and it will be free in the first trading session after capital increasing.

For any inquiries, contact:

Research

Aysegul Ozge Ozgur - SVP, Head of Research (aozgur@rs.iq)

Tugba Tan, Analyst (ttan@rs.iq)

research@rs.iq

Tel: +90 212 219 2524

Mob: +90 539 456 4566

Trading

traders@rs.iq

Tel: +964 727 002 0407

Info

info@rs.iq


Tel: +964 (790) 133 1492

RS Bloomberg page: <RSIQ>

RS Website: RS.IQ



Asiacell has won "EMEA Finance's Best IPO in EMEA award" in EMEA Finance's Achievement Awards 2013.
(Arranger of the deal: Rabee Securities (RS))



Asiacell was named the winner of the corporate finance category in the 2013 Association of Corporate Treasures Middle East Deals (ACTME) of the Year Awards
(Arranger of the deal: Rabee Securities (RS))



Best Brokerage
House in Iraq
2011 & 2013



**TMT FINANCE MIDDLE EAST & NORTH AFRICA
2013 CONFERENCE & AWARDS WINNERS**
EQUITY CAPITAL MARKETS DEAL OF THE YEAR -
ASIACELL IPO ADVISED BY RABEE SECURITIES



RS is a proud sponsor of the Iraq Pavilion of
Venice Biennale 2013.

Baghdad HQ

903/14/19
Karada, Baghdad, Iraq
Tel: +964 727 002 0407

Erbil

Italian Village offices
Office No: 32, Erbil, Iraq
Mob: +964 770 493 9999

Suleymani

Rand Gallery
Office No: 9, Floor:3 , Suleymani, Iraq
Mob: +964 770 651 9944

Istanbul Rep. Office

Halaskargazi cad. No: 103/7A
Osmanbey, Istanbul, Turkey
Tel: +90 212 219 2524
Mob: +90 539 456 4566

DISCLAIMER

This publication may not be reproduced, modified, or re-disseminated in whole or in part without the prior written permission of Rabee Securities. The information provided herein is of a general nature and for informational purposes only and is not intended to serve as an offer or solicitation with respect to the purchase or sale of any security, or as a recommendation to adopt any particular trading strategy. Such information is subject to change without prior notice. Although Rabee Securities obtains information from sources it considers reliable, Rabee Securities makes no representations or warranties, express or implied, as to the information's accuracy or completeness. Furthermore, such information may be incomplete or condensed. Rabee Securities, its affiliates, directors, employees, assigns, agents, and successors bear no liability for any errors or omissions in this publication or for any losses arising from the use of or reliance upon this information. This limitation on liability applies to direct, indirect, consequential, special, punitive, or other damages, as well as damages for loss of profits or business interruption. Investors shall bear all responsibility for investment decisions taken on the basis of the contents of this report. Rabee Securities strongly advises potential investors to seek financial guidance when determining whether an investment is appropriate to their needs. All estimates included in this report constitute Rabee Securities' opinion as of the date published on the report and are subject to change without notice.