

For any inquiries, contact:

Research

Aysegul Ozge Ozgur - SVP, Head of Research (aozgur@rs.iq)
Tugba Tan, Analyst (ttan@rs.iq)
research@rs.iq

Trading

traders@rs.iq
Address: 903/14/19
Karada
Baghdad-Iraq
Tel: +964 (0) 727 002 0407
info@rs.iq

RS Website: RS.IQ

RS Bloomberg page: <RSIQ>

Closing prices for the shares traded on the ISX are now available on Bloomberg.

DISCLAIMER

This publication may not be reproduced, modified, or re-disseminated in whole or in part without the prior written permission of Rabee Securities. The information provided herein is of a general nature and for informational purposes only and is not intended to serve as an offer or solicitation with respect to the purchase or sale of any security, or as a recommendation to adopt any particular trading strategy. Such information is subject to change without prior notice. Although Rabee Securities obtains information from sources it considers reliable, Rabee Securities makes no representations or warranties, express or implied, as to the information's accuracy or completeness. Furthermore, such information may be incomplete or condensed. Rabee Securities, its affiliates, directors, employees, assigns, agents, and successors bear no liability for any errors or omissions in this publication or for any losses arising from the use of or reliance upon this information. This limitation on liability applies to direct, indirect, consequential, special, punitive, or other damages, as well as damages for loss of profits or business interruption. Investors shall bear all responsibility for investment decisions taken on the basis of the contents of this report. Rabee Securities strongly advises potential investors to seek financial guidance when determining whether an investment is appropriate to their needs. All estimates included in this report constitute Rabee Securities' opinion as of the date published on the report and are subject to change without notice.

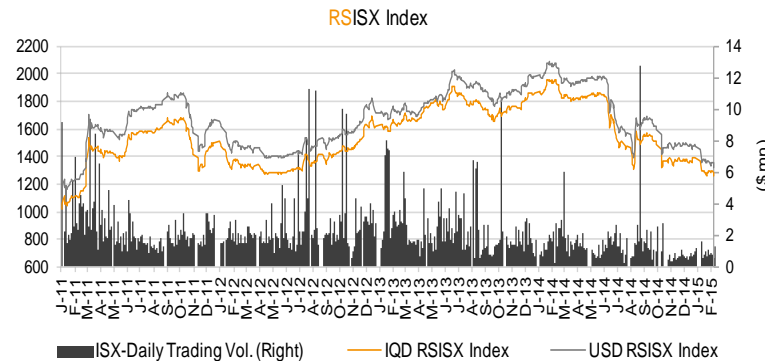
Daily Bulletin / Tuesday

Iraqi Dinar Value

(CBI Auction Price: 1166 / Market Exchange Rate: 1235)

Daily Value Traded

IQD1,610,485,000



The RSISX Performance

	Close	Change	YTD Change
IQD RSISX	1258	-1.5%	-9.7%
USD RSISX	1322	-1.5%	-10.8%

News from Iraq

Politics

- The United States welcomes a decision by the United Arab Emirates to base its F-16 fighter jets in Jordan for operations against IS militants in Iraq and Syria, a U.S. State Department spokeswoman said on Monday. The UAE had suspended flights as part of the U.S.-led coalition conducting air strikes against IS in view of concerns about search and rescue capabilities after a Jordanian pilot was downed and captured. (Zawya)
- The Prime Minister, Haider al-Abadi has met a key delegation of Kirkuk province to discuss the formation of a joint security command. A statement by Abadi's office cited "Abadi received the key delegation of Kirkuk province that comprises Kirkuk Governor and some MPs where the Minister of Defense and some key security leaders attended the meeting." (Iraqi News)

Economics

- The Minister of Oil, Adil Abdul-Mahdi assured that "the demand for crude oil is going to rise by the global markets." We had expected that the oil price will rise in the world markets after it dropped too much, Abdul-Mahdi said noting "the rise in the oil price happens if the demand exceeds the usual averages, and so the demand will rise by the global markets in the near future." (Iraqi News)

ISX - Company Announcements

- Shares of Mosul Bank (BMFI) resumed trading today (Feb. 10, 2015) after fulfilling ISC's disclosure requirements by announcing 6M14 financial results. According to ISC Instructions No. 3 item 5, the price for any company that resumed trading after a suspension period of more than 6 months will have +/- 50% limit for the first trading session based on the last closing price. BMFI's last closing price was IQD0.73 per share and the opening price for today session was IQD0.51 per share. BMFI closed the day at IQD0.37 price per share, decreased by 49.3% compared to last closing.
- Modern Construction Materials (IMCM) has informed ISC that the situation of the company hasn't changed and all of its administrative and production activities have been stopped from the date of its letter. IMCM was unable to continue operating starting from Dec. 30, 2013 due to the hostilities in Anbar province and since it has been controlled by militants.

Best and Worst Performers

Best Performers		Code	Closing Price(IQD)	% Chg.	Trading Vol. (\$'000)/d
Iraqi Engineering Works		IIEW	0.860	8.9%	4.5
Al -Hilal Industries		IHLI	0.750	2.7%	19.5
Al-Sadeer Hotel		HSAD	24.000	2.1%	1.7
Baghdad Soft Drinks		IBSD	2.000	1.0%	56.1
-		-	-	-	-

Worst Performers		Code	Closing Price(IQD)	% Chg.	Trading Vol. (\$'000)/d
Mosul Bank		BMFI	0.370	-49.3%	559.5
National Met. Ind. and Bicycles		IMIB	0.620	-8.8%	0.6
Modern Sewing		IMOS	3.200	-6.4%	3.8
National Bank of Iraq		BNOI	0.800	-5.9%	0.0
Ahiya Insurance		NAHF	0.850	-5.6%	0.3

Top 5 Traded Volume		Code	Trading Vol. (IQDmn)/d	Trading Vol. (\$'000)/d	Share in total T. Volume
Mosul Bank		BMFI	691.0	559.5	42.9%
Bank of Baghdad		BBOB	136.6	110.6	8.5%
Gulf Commercial Bank		BGUC	107.8	87.3	6.7%
Baghdad Soft Drinks		IBSD	69.3	56.1	4.3%
North Bank		BNOR	69.2	56.1	4.3%

Distribution of Trading Volumes by Sectors

Sector	Trading Vol. (IQD mn)/d	Trading Vol. ('000 \$)/d	Share in Total Trading Volume (%)
Telecom Sector	-	-	-
Banking Sector	1,258.1	1,018.7	78.1%
Industry Sector	187.6	151.9	11.6%
Hotels & Tourism Sec.	96.9	78.5	6.0%
Services Sector	63.6	51.5	3.9%
Agriculture Sector	2.7	2.2	0.2%
Insurance Sector	1.6	1.3	0.1%
Investment Sector	-	-	-
Money Transfer Sector	-	-	-
Total	1,610.5	1,304.0	100.0%

Daily Transactions in Brief

The RSISX index ended the day at **IQD1,258 / \$1,322 (-1.5%)**, (-9.7% YTD and -10.8% YTD, respectively).

The number of traded shares was **2.7bn** and the trading volume was **IQD1.6bn (\$1.3mn)**.

4 out of **44** traded listed stocks' price increased while the prices of **28** stocks decreased, and the price of remaining **12** stocks haven't changed.

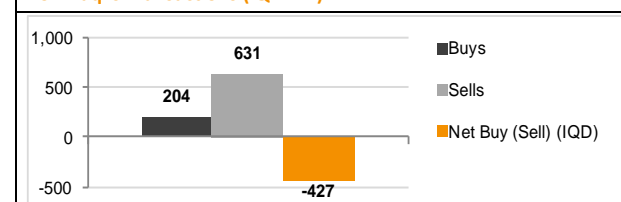
Non Iraqis executed 216 transactions in this session:

Buy: **38** transactions in **8** companies operating in banking, industry, hotel&tourism and services sectors.

Sell: **178** transactions in **6** companies operating in banking, industry, hotel&tourism and insurance sectors.

Net sales: **IQD427mn (\$346K)**. Share in total trading volume: **25.9%**

Non Iraqi's Transactions (IQD mn)



Note: Follow Rabee Securities (RS) on Twitter, join Facebook and LinkedIn groups.



Performance of Traded Shares

Company Names	ISX Code	Opening Price (IQD/share)	Price at Session Close (IQD/share)	Previous Closing Price (IQD/share)	Change in Closing Price	Highest Price (IQD/share)	Lowest Price (IQD/share)	No. of Trades (#/d)	No. of Traded Shares (mn)/d	Trading Vol. (IQDmn) /d	Avg. daily trading vol. ('000 \$)*	Mcap (\$mn)	Last Fin.**	P/E (Last)	P/BV (Last)
Telecom Sector															
Asiacell Communications PJSC	TASC	-	no trade	10.50	-	-	-	-	-	-	7.5	2,295.6	9M14	7.4	1.6
Telecom Sector Total												2,295.6			
Banking Sector															
Ashur International Bank	BASH	-	no trade	0.74	-	-	-	-	-	-	1.7	149.8	9M14	9.5	0.7
Babylon Bank	BBAY	0.35	0.35	0.36	-2.8%	0.35	0.35	3	22	8	5.3	50.7	9M14	-	0.4
Bank of Baghdad	BBOB	1.33	1.32	1.34	-1.5%	1.33	1.30	34	104	137	141.0	267.2	FY14	12.1	1.1
Commercial Bank of Iraq	BCOI	-	no trade	0.57	-	-	-	-	-	-	10.5	115.4	9M14	18.9	0.5
Dijlah & Furat Bank***	BDFD	-	no trade	0.62	-	-	-	-	-	-	109.3	125.5	9M14	-	1.3
Dar Es Salaam Inv. Bank	BDSI	0.85	0.85	0.85	0.0%	0.85	0.85	16	68	57	10.1	103.2	9M14	11.4	0.7
Economy Bank	BEFI	-	Suspend/ISC	0.72	-	-	-	-	-	-	-	145.7	3M14	19.9	0.8
Elaf Islamic Bank***	BELF	-	no trade	0.70	-	-	-	-	-	-	0.3	113.4	FY14	24.8	0.8
Gulf Commercial Bank	BGUC	0.81	0.80	0.81	-1.2%	0.81	0.79	41	135	108	110.1	194.3	FY14	6.6	0.7
Investment Bank of Iraq	BIBI	0.93	0.90	0.94	-4.3%	0.93	0.90	6	8	8	29.9	182.2	9M14	6.0	0.8
Iraqi Islamic Bank	BIIB	-	no trade	0.88	-	-	-	-	-	-	177.0	178.1	9M14	17.1	0.8
Iraqi Middle East Bank	BIME	0.55	0.55	0.55	0.0%	0.55	0.53	23	104	56	36.2	111.3	FY14	37.5	0.4
Kurdistan Int. Bank	BKUI	1.90	1.90	1.90	0.0%	1.90	1.90	21	28	53	16.3	615.4	9M14	21.9	1.6
Mosul Bank***	BMFI	0.51	0.37	0.73	-49.3%	0.51	0.37	196	1,858	691	-	75.6	9M14	4.9	0.3
Al-Mansour Bank	BMNS	0.84	0.82	0.85	-3.5%	0.84	0.82	17	65	53	44.1	166.0	FY14	12.1	0.7
National Bank of Iraq	BNOI	0.80	0.80	0.85	-5.9%	0.80	0.80	1	0	0	2.6	161.9	9M14	14.8	0.7
North Bank	BNOR	1.03	1.01	1.03	-1.9%	1.03	1.01	10	68	69	64.2	245.3	FY14	15.7	0.9
Credit Bank of Iraq	BROI	0.98	0.95	0.96	-1.0%	0.98	0.95	3	2	2	14.1	192.3	9M14	18.6	0.8
Sumer Commercial Bank	BSUC	-	no trade	1.00	-	-	-	-	-	-	31.5	202.4	FY14	161.8	1.0
United Bank	BUND	0.65	0.63	0.66	-4.5%	0.65	0.63	12	23	15	16.0	153.0	9M14	3.4	0.5
Union Bank	BUOI	0.90	0.90	0.90	0.0%	0.90	0.90	4	2	2	13.9	183.6	9M14	7.5	0.8
Banking Sector Total								387	2,486	1,258		3,732.6			

Source: Iraq Stock Exchange

Performance of Traded Shares

Company Names	ISX Code	Opening Price (IQD/share)	Price at Session Close (IQD/share)	Previous Closing Price (IQD/share)	Change in Closing Price	Highest Price (IQD/share)	Lowest Price (IQD/share)	No. of Trades (#/d)	No. of Traded Shares (mn)/d	Trading Vol. (IQDmn) /d	Avg. daily trading vol. ('000 \$)*	Mcap (\$mn)	Last Fin.**	P/E (Last)	P/BV (Last)
Industry Sector															
Baghdad for Packing Materials	IBPM	-	no trade	1.62	-	-	-	-	-	-	0.2	1.4	FY14	-	1.6
Baghdad Soft Drinks	IBSD	2.00	2.00	1.98	1.0%	2.00	1.97	19	35	69	50.3	215.4	FY14	13.5	1.4
Electronic Industries	IELI	1.41	1.40	1.42	-1.4%	1.41	1.40	4	2	3	2.2	20.4	9M14	-	1.0
Fallujah for Construction Mat.	IFCM	1.70	1.70	1.71	-0.6%	1.70	1.70	4	0	0	1.5	4.3	9M13	115.7	1.8
Nationality Househ. Furniture	IHFI	-	no trade	0.90	-	-	-	-	-	-	-	0.9	3M14	-	0.6
Al-Hilal Industries	IHLI	0.73	0.75	0.73	2.7%	0.75	0.72	11	32	24	1.1	7.5	9M14	-	-
Iraqi for Carton Manufact. & Trading	IICM	-	no trade	0.45	-	-	-	-	-	-	0.2	2.8	9M14	-	-
Iraqi Date Processing&Mark.	IIDP	1.54	1.53	1.59	-3.8%	1.55	1.51	13	9	13	14.3	21.4	3M15	168.6	1.3
Iraqi Engineering Works	IIEW	0.80	0.86	0.79	8.9%	0.86	0.80	15	7	6	0.6	1.0	9M14	-	0.7
Iraqi For Tufted Carpets	IITC	4.00	4.00	4.00	0.0%	4.00	4.00	1	1	5	0.3	1.6	9M14	5.8	1.0
Al -Khazer for Construction M.	IKHC	-	no trade	2.00	-	-	-	-	-	-	0.0	1.8	9M13	22.0	1.7
AL- Kindi of Veterinary Vac.	IKLV	1.22	1.20	1.23	-2.4%	1.22	1.20	14	18	22	7.9	5.2	9M14	56.9	1.0
Al-Mansour Pharma. Ind.	IMAP	-	no trade	0.79	-	-	-	-	-	-	3.7	4.1	9M14	15.1	0.7
Modern Chemical Industries(NR)	IMCI	-	no trade	90.00	-	-	-	-	-	-	0.0	13.1	9M14	54.5	3.1
Modern Construction Mat.	IMCM	-	no trade	0.56	-	-	-	-	-	-	-	2.4	9M13	-	0.6
Metallic Ind. and Bicycles	IMIB	0.62	0.62	0.68	-8.8%	0.62	0.62	5	1	1	0.2	3.8	9M14	-	1.9
Modern Sewing	IMOS	3.25	3.20	3.42	-6.4%	3.25	3.15	6	1	5	0.5	2.3	9M14	53.3	3.1
Modern Paint Industries	IMPI	1.72	1.75	1.78	-1.7%	1.75	1.72	5	5	9	3.0	13.1	3M14	-	2.1
National Chemical Industries	INCP	0.70	0.68	0.70	-2.9%	0.70	0.68	14	36	25	2.0	8.4	3M14	-	1.3
North Soft Drinks	INSD	-	Suspend/ISC	0.35	-	-	-	-	-	-	-	11.7	3M13	-	0.4
Ready Made Clothes	IRMC	-	no trade	5.70	-	-	-	-	-	-	1.3	7.4	9M14	-	5.8
The Light Industries	ITLI	0.61	0.60	0.63	-4.8%	0.61	0.60	2	10	6	3.8	8.2	9M14	-	-
Industry Sector Total								113	158	188		358.2			
Hotels & Tourism Sector															
Ashour Hotel	HASH	6.00	6.00	6.16	-2.6%	6.00	6.00	1	0	0	0.1	1.8	3M14	6.0	10.1
Baghdad Hotel	HBAG	10.25	10.00	10.00	0.0%	10.25	10.00	2	0	1	1.6	31.1	9M14	47.3	9.9
Babylon Hotel	HBAY	80.00	80.00	80.00	0.0%	80.00	80.00	4	1	58	6.9	87.4	9M14	-	-
Ishtar Hotels***	HISH	21.10	20.99	21.00	0.0%	21.10	20.99	6	1	14	14.6	38.2	9M14	80.1	8.1
Karbala Hotels	HKAR	-	no trade	1.55	-	-	-	-	-	-	3.7	6.3	9M14	-	1.4
Mansour Hotel	HMAN	-	no trade	21.85	-	-	-	-	-	-	5.2	51.7	9M14	-	51.1
National for Tourist Invest.	HNTI	16.50	16.50	16.50	0.0%	16.50	16.50	4	0	7	4.8	72.6	9M14	89.0	10.7
Palestine Hotel	HPAL	14.50	14.50	14.60	-0.7%	14.50	14.50	7	1	13	17.3	52.5	9M14	17.0	8.3
Al-Sadeer Hotel	HSAD	24.00	24.00	23.50	2.1%	24.00	24.00	2	0	2	1.7	24.1	9M14	96.9	23.0
Mosul Dam Tourist Village	HTVM	-	no trade	4.85	-	-	-	-	-	-	0.9	0.9	FY13	-	-
Hotel&Tourism Sector Total								26	3	97		366.8			

Source: Iraq Stock Exchange

Performance of Traded Shares

Company Names	ISX Code	Opening Price (IQD/share)	Price at Session Close (IQD/share)	Previous Closing Price (IQD/share)	Change in Closing Price	Highest Price (IQD/share)	Lowest Price (IQD/share)	No. of Trades (#/d)	No. of Traded Shares (mn)/d	Trading Vol. (IQDmn) /d	Avrg. daily trading vol. ('000 \$)*	Mcap (\$mn)	Last Fin.**	P/E (Last)	P/BV (Last)
Services Sector															
Al-Ameen Estate Inv.(NR)	SAEI	-	no trade	0.65	-	-	-	-	-	-	0.1	3.7	9M14	-	0.7
AL-Badia for General Trans	SBAG	-	Suspend/ISC	1.23	-	-	-	-	-	-	2.7	2.2	9M14	-	0.7
Baghdad Motor Cars Servicing	SBMC	-	Suspend/ISC	1.69	-	-	-	-	-	-	-	1.5	9M12	5.8	1.0
Baghdad Passengers Transport***	SBPT	26.50	26.50	26.50	0.0%	26.50	26.50	4	0	3	4.1	21.5	9M14	196.9	19.5
Iraqi for General Transp.	SIGT	-	Suspend/ISC	7.21	-	-	-	-	-	-	-	8.8	6M13	-	2.1
Iraqi Land Transport	SILT	1.44	1.48	1.48	0.0%	1.49	1.44	29	23	33	10.7	16.8	9M14	-	1.0
Kharkh Tour Amuzement City***	SKTA	10.60	10.48	10.61	-1.2%	10.60	10.48	15	1	10	10.0	8.5	FY14	-	16.4
Al-Mosul for Funfairs	SMOF	-	Suspend/ISC	14.52	-	-	-	-	-	-	0.2	4.7	9M13	7.1	2.3
Mamoura Realestate Inv.	SMRI	4.40	4.35	4.45	-2.2%	4.40	4.35	4	4	17	22.5	58.2	9M14	-	4.5
AL-Nukhba for Construction	SNUC	-	no trade	0.61	-	-	-	-	-	-	0.0	1.0	9M14	24.2	0.5
Services Sector Total								52	28	64		126.7			
Agriculture Sector															
Al-Ahliya for Agricultural Prod.	AAHP	-	Suspend/GA	1.30	-	-	-	-	-	-	0.1	0.6	9M14	-	3.8
Iraqi Agr. Prod. Mark. Meat***	AIPM	5.25	5.20	5.35	-2.8%	5.25	5.20	4	0	1	2.0	18.9	9M14	149.3	3.3
Iraqi Agricultural Products	AIRP	-	no trade	11.00	-	-	-	-	-	-	0.4	3.2	9M14	104.9	4.2
Iraqi for Seed Production	AISP	9.45	9.45	9.50	-0.5%	9.45	9.45	1	0	1	10.1	39.2	FY13	6.1	3.2
Modern Animal & Agr. Production***	AMAP	0.65	0.65	0.65	0.0%	0.65	0.65	3	2	1	0.2	2.1	9M14	-	0.6
Middle East for Prod.- Fish	AMEF	-	no trade	7.40	-	-	-	-	-	-	0.2	1.8	9M14	21.4	1.4
Agriculture Sector Total								8	2	3		65.9			
Insurance Sector															
AHliya For Insurance	NAHF	0.85	0.85	0.90	-5.6%	0.85	0.85	1	1	0	0.2	1.7	9M14	25.8	0.7
Al-Ameen for Insurance	NAME	1.28	1.25	1.30	-3.8%	1.30	1.25	4	1	1	0.4	3.0	9M14	8.5	1.0
Dar Al-Salam for Insurance	NDSA	1.75	1.75	1.75	0.0%	1.75	1.75	1	0	0	0.0	4.5	9M14	10.7	1.2
Gulf Insurance&Reinsurance***	NGIR	-	no trade	0.65	-	-	-	-	-	-	0.1	2.6	9M14	11.7	1.3
Al-Hamraa for Insurance (NR)	NHAM	-	no trade	1.05	-	-	-	-	-	-	-	4.3	9M14	5.8	0.8
Insurance Sector Total								6	1	2		16.2			
Investment Sector															
Al-Ameen Financial Inv. (NR)	VAMF	-	no trade	2.00	-	-	-	-	-	-	0.3	1.6	9M14	-	2.2
Al-Ayaam Financial Inv. (NR)	VAYF	-	Suspend/ISC	0.62	-	-	-	-	-	-	-	0.2	FY12	-	0.6
AL- Batek Investment(NR)	VBAT	-	no trade	0.80	-	-	-	-	-	-	-	0.6	FY14	-	0.6
Al-Khaima Financial Inv.(NR)	VKHA	-	Suspend/ISC	0.87	-	-	-	-	-	-	-	0.3	FY12	-	0.8
Al-Khair for Financial Inv. (NR)	VKHF	-	no trade	0.38	-	-	-	-	-	-	-	2.2	9M14	-	0.4
Bain Al-Nahrain Financial Inv.(NR)	VMES	-	no trade	1.00	-	-	-	-	-	-	-	0.8	9M14	-	0.9
AL-Wiaam for Financial Inv.	VWIF	-	no trade	1.19	-	-	-	-	-	-	-	1.9	9M14	-	1.1
Al-Zawraa for Financial Inv.	VZAF	-	no trade	0.70	-	-	-	-	-	-	0.0	0.7	9M14	10.9	0.6
Investment Sector Total								-	-	-		8.3			

Performance of Traded Shares

Company Names	ISX Code	Opening Price (IQD/share)	Price at Session Close (IQD/share)	Previous Closing Price (IQD/share)	Change in Closing Price	Highest Price (IQD/share)	Lowest Price (IQD/share)	No. of Trades (#/d)	No. of Traded Shares (mn)/d	Trading Vol. (IQDmn) /d	Avg. daily trading vol. ('000 \$)*	Mcap (\$mn)	Last Fin.**	P/E (Last)	P/BV (Last)
Money Transfer Sector															
Al-Harir for Money Transfer (NR)	MTAH	-	no trade		-	-	-	-	-	-	-	-	-	-	-
Al-Taif Money Transfer (NR)	MTAI	-	no trade		-	-	-	-	-	-	-	-	-	-	-
Al-Iraqia For Money Transfer(NR)	MTIR	-	no trade		-	-	-	-	-	-	-	-	-	-	-
Sama Baghdad FinanceTransfer (NR)	MTSB	-	no trade		-	-	-	-	-	-	-	-	-	-	-
Money Transfer Sector Total								-	-	-		-			
Grand Total								592	2,678	1,610		6,970.3			

Source: Iraq Stock Exchange

*Average data was calculated according to recent six months, by dividing the total daily trading volume (excluding two highest trading vol.) to total number of trading days (excluding the No. of days share were suspended due to GA or by ISC).

** Last Financials: The date of the most recent financial statements.

P/E (Last): For banking sector, we used trailing net profit. For other listed companies, we divided "Current Mcap" to "annualized YTD profit". While calculating annualized YTD profit, we adjusted unaudited profit before tax values by deducting 15% income tax.

P/BV (Last): Calculated by dividing "Current Mcap" to "BV in its Last Financials".

***When the original shares resume trading, we start using the number of shares that the company will reach after the capital increase with the assumption that the capital increase was reflected to the price of the shares. We use the new capital in calculating Mcap.

Note: "Suspend/ISC" companies are not trading due to ISC Instructions.

"Suspend/GA" companies are not trading due to General Assembly Meetings.

"(NR)": These are the companies which are trading in the Non-Regular market (in compliance with Iraq Securities Commission law numbered 132/9 on 20/12/2012). These companies were moved to the secondary market (non-regular) because of the decrease in their trading volume and the number of days that these companies are being traded for. Please note, according to the Regulations of the Secondary Market, in each trading session, the average share price will be calculated for each share. The maximum increase and decrease of +/- 20% will be based on the average price in the previous session. The price should be valid during three effective trading sessions after the listing, and it will be free in the first trading session after capital increasing.

For any inquiries, contact:

Research

Aysegul Ozge Ozgur - SVP, Head of Research (aozgur@rs.iq)

Tugba Tan, Analyst (ttan@rs.iq)

research@rs.iq

Tel: +90 212 219 2524

Mob: +90 539 456 4566

Trading

traders@rs.iq

Tel: +964 727 002 0407

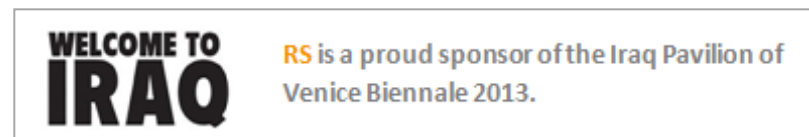
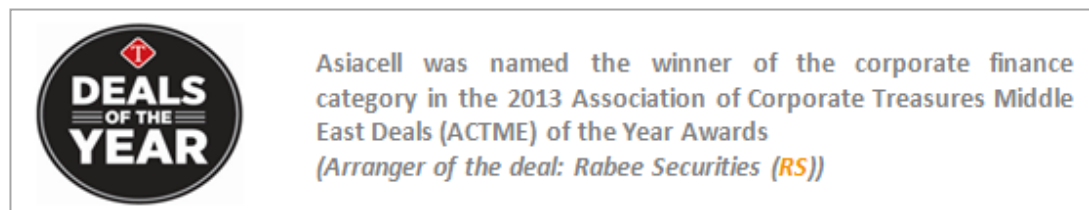
Info

info@rs.iq

Tel: +964 (790) 133 1492

RS Bloomberg page: <RSIQ>

RS Website: RS.IQ



Baghdad HQ

903/14/19
Karada, Baghdad, Iraq
Tel: +964 727 002 0407

Erbil

Italian Village offices
Office No: 32, Erbil, Iraq
Mob: +964 770 493 9999

Suleymani

Rand Gallery
Office No: 9, Floor:3 , Suleymani, Iraq
Mob: +964 770 651 9944

Istanbul Rep. Office

Halaskargazi cad. No: 103/7A
Osmanbey, Istanbul, Turkey
Tel: +90 212 219 2524
Mob: +90 539 456 4566

DISCLAIMER

This publication may not be reproduced, modified, or re-disseminated in whole or in part without the prior written permission of Rabee Securities. The information provided herein is of a general nature and for informational purposes only and is not intended to serve as an offer or solicitation with respect to the purchase or sale of any security, or as a recommendation to adopt any particular trading strategy. Such information is subject to change without prior notice. Although Rabee Securities obtains information from sources it considers reliable, Rabee Securities makes no representations or warranties, express or implied, as to the information's accuracy or completeness. Furthermore, such information may be incomplete or condensed. Rabee Securities, its affiliates, directors, employees, assigns, agents, and successors bear no liability for any errors or omissions in this publication or for any losses arising from the use of or reliance upon this information. This limitation on liability applies to direct, indirect, consequential, special, punitive, or other damages, as well as damages for loss of profits or business interruption. Investors shall bear all responsibility for investment decisions taken on the basis of the contents of this report. Rabee Securities strongly advises potential investors to seek financial guidance when determining whether an investment is appropriate to their needs. All estimates included in this report constitute Rabee Securities' opinion as of the date published on the report and are subject to change without notice.