

For any inquiries, contact:

Research

Aysegul Ozge Ozgur - SVP, Head of Research (aozgur@rs.iq)
 Tugba Tan, Analyst (ttan@rs.iq)
research@rs.iq

Trading

traders@rs.iq
 Address: 903/14/19
 Karada
 Baghdad-Iraq
 Tel: +964 (0) 727 002 0407
info@rs.iq

RS Website: RS.IQ

RS Bloomberg page: <RSIQ>

Closing prices for the shares traded on the ISX are now available on Bloomberg.

DISCLAIMER

This publication may not be reproduced, modified, or re-disseminated in whole or in part without the prior written permission of Rabee Securities. The information provided herein is of a general nature and for informational purposes only and is not intended to serve as an offer or solicitation with respect to the purchase or sale of any security, or as a recommendation to adopt any particular trading strategy. Such information is subject to change without prior notice. Although Rabee Securities obtains information from sources it considers reliable, Rabee Securities makes no representations or warranties, express or implied, as to the information's accuracy or completeness. Furthermore, such information may be incomplete or condensed. Rabee Securities, its affiliates, directors, employees, assigns, agents, and successors bear no liability for any errors or omissions in this publication or for any losses arising from the use of or reliance upon this information. This limitation on liability applies to direct, indirect, consequential, special, punitive, or other damages, as well as damages for loss of profits or business interruption. Investors shall bear all responsibility for investment decisions taken on the basis of the contents of this report. Rabee Securities strongly advises potential investors to seek financial guidance when determining whether an investment is appropriate to their needs. All estimates included in this report constitute Rabee Securities' opinion as of the date published on the report and are subject to change without notice.

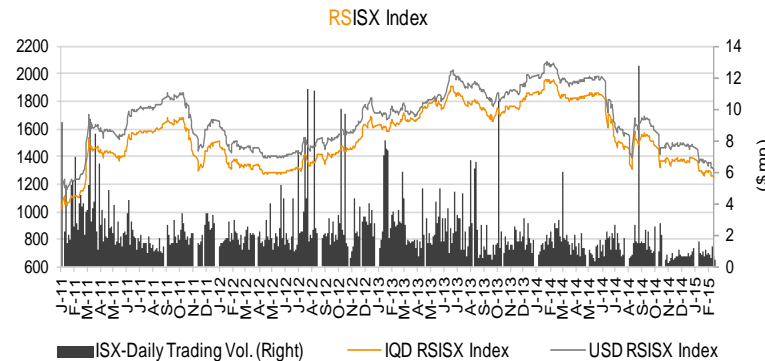
Daily Bulletin / Monday

Iraqi Dinar Value

(CBI Auction Price: 1166 / Market Exchange Rate: 1245)

Daily Value Traded

IQD611,168,000



The RSISX Performance

	Close	Change	YTD Change
IQD RSISX	1246	-0.8%	-10.5%
USD RSISX	1299	-0.7%	-12.3%

News from Iraq

Politics

- Washington is working to install a new air base in Iraq's Kurdistan to be used in a campaign against IS, media report. This comes as the White House's special envoy on IS speaks of a ground operation in Iraq against the militants. This time an American stronghold in the region will be deployed in Erbil, the capital of semi-autonomous Kurdistan region in northern Iraq that is expected to be used as a logistics hub to supply primarily munitions for warplanes of the US-led coalition against IS militants. (Iraqi News)

- The Foreign Ministry Undersecretary for Bilateral Relations, Nazar Al Khairullah met the Belgian Non-Resident Ambassador to Iraq, Thomas Baekelandt. A statement by the Ministry of Foreign Affairs cited "The two sides discussed bilateral relations and cooperation in the anti-terrorism field, as well as benefiting from the Belgian experience in federalism." (Iraqi News)

- Iraq announced on Sunday, that the first deputy chairman of the Iranian republic, Ishaq Jahangiri will visit Baghdad to discuss the conditions of the region and exchange views on common issues and expand relations between the two sides. (Iraqi News)

Economics

- Iran-Iraq trade currently amounts to \$5.11bn per annum, said the head of the Trade Promotion Organization on Saturday. Valiollah Afkhami-Rad noted that despite the common belief that trade with Baghdad is complicated and difficult due to a number of obstacles, the significant presence of some countries such as Turkey in Iraqi market proves that the overall situation of the country is not very critical. (Zawya)

- The International Organization for Migration (IOM) signed a Memorandum of Understanding (MoU) with Kerbala Governorate in Central Iraq to enhance cooperation on migration management and emergency response activities. Under the agreement, Kerbala Governorate will continue to support IOM to implement humanitarian assistance including: community development activities, livelihood projects, and emergency relief distributions for vulnerable and displaced families and host communities.

ISX - Company Announcements

- The shares of Al-Ahlyia for Agricultural Production (AAHP) will resume trading tomorrow (Feb. 17, 2014)
- A cross transaction occurred on IQD7.7mn Karbala Hotels (HKAR) shares today (Feb. 16, 2015). This represents 0.2% of HKAR capital.

Best and Worst Performers

Best Performers	Code	Closing Price(IQD)	% Chg.	Trading Vol. (\$'000)/d
Modern Animal & Agr. Production	AMAP	0.690	6.2%	0.2
Mansour Bank	BMNS	0.830	2.5%	30.1
Iraqi Agricultural Products	AIRP	10.500	2.4%	0.0
Dar Es Salaam Inv. Bank	BDSI	0.850	2.4%	0.3
Fallujah Construction Materials	IFCM	1.580	1.9%	3.7

Worst Performers	Code	Closing Price(IQD)	% Chg.	Trading Vol. (\$'000)/d
Modern Sewing	IMOS	3.050	-9.5%	0.7
Ashour Hotel	HASH	5.440	-9.3%	0.0
Iraqi Engineering Works	IIEW	0.910	-9.0%	0.7
National for Tourist Investment	HNTI	16.500	-8.3%	3.4
Iraqi Date Processing & Marketing	IIDP	1.530	-7.3%	5.6

Top 5 Traded Volume	Code	Trading Vol. (IQDmn)/d	Trading Vol. (\$'000)/d	Share in total T. Volume
Gulf Commercial Bank	BGUC	66.9	53.7	10.9%
Union Bank of Iraq	BUOI	52.8	42.4	8.6%
Iraqi Middle East Inv. Bank	BIME	51.9	41.7	8.5%
Mamoura Real estate	SMRI	50.5	40.5	8.3%
Mosul Bank	BMFI	49.8	40.0	8.2%

Distribution of Trading Volumes by Sectors

Sector	Trading Vol. (IQD mn)/d	Trading Vol. ('000 \$)/d	Share in Total Trading Volume (%)
Telecom Sector	23.3	18.7	3.8%
Banking Sector	401.1	322.1	65.6%
Industry Sector	46.6	37.4	7.6%
Hotels & Tourism Sec.	35.3	28.3	5.8%
Services Sector	98.7	79.3	16.1%
Agriculture Sector	5.9	4.8	1.0%
Insurance Sector	0.3	0.3	0.1%
Investment Sector	-	-	-
Money Transfer Sector	-	-	-
Total	611.2	490.9	100.0%

Daily Transactions in Brief

The RSISX index ended the day at **IQD1,246 (-0.8%) / \$1,299 (-0.7%)**, (-10.5% YTD and -12.3% YTD, respectively).

The number of traded shares was **0.7bn** and the trading volume was **IQD0.6bn (\$0.5mn)**.

11 out of **47** traded listed stocks' price increased while the prices of **23** stocks decreased, and the price of remaining **13** stocks haven't changed.

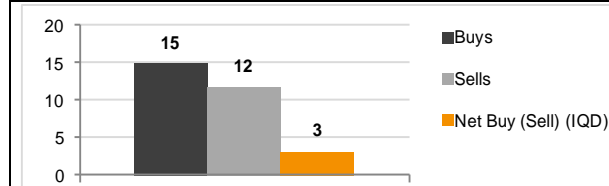
Non Iraqis executed 36 transactions in this session:

Buys: **27** transactions in **13** companies operating in telecom, banking, industry, hotel&tourism and agriculture sectors.

Sells: **9** transactions in **4** companies operating in industry, hotel&tourism and agriculture sectors.

Net purchases: **IQD3.2mn (\$3K)**. Share in total trading volume: **2.2%**

Non Iraqi's Transactions (IQD mn)



Note: Follow Rabee Securities (RS) on Twitter, join Facebook and LinkedIn groups.



Performance of Traded Shares

Company Names	ISX Code	Opening Price (IQD/share)	Price at Session Close (IQD/share)	Previous Closing Price (IQD/share)	Change in Closing Price	Highest Price (IQD/share)	Lowest Price (IQD/share)	No. of Trades (#/d)	No. of Traded Shares (mn)/d	Trading Vol. (IQDmn) / d	Avg. daily trading vol. ('000 \$)*	Mcap (\$mn)	Last Fin.**	P/E (Last)	P/BV (Last)
Telecom Sector															
Asiacell Communications PJSC	TASC	9.75	9.50	10.00	-5.0%	9.75	9.50	19	2	23	7.7	2,060.3	9M14	6.7	1.4
Telecom Sector Total								19	2	23		2,060.3			
Banking Sector															
Ashur International Bank	BASH	0.74	0.74	0.74	0.0%	0.74	0.74	4	7	5	1.5	148.6	9M14	9.5	0.7
Babylon Bank	BBAY	0.34	0.34	0.35	-2.9%	0.34	0.34	10	39	13	5.4	48.8	9M14	-	0.4
Bank of Baghdad	BBOB	1.31	1.30	1.32	-1.5%	1.31	1.30	16	5	7	132.1	261.0	FY14	12.0	1.1
Commercial Bank of Iraq	BCOI	0.55	0.55	0.56	-1.8%	0.55	0.55	19	41	23	10.8	110.4	9M14	18.2	0.5
Dijlah & Furat Bank***	BDFD	-	no trade	0.62	-	-	-	-	-	-	108.4	124.5	9M14	-	1.3
Dar Es Salaam Inv. Bank	BDSI	0.85	0.85	0.83	2.4%	0.85	0.85	1	0	0	9.9	102.4	9M14	11.4	0.7
Economy Bank	BEFI	-	Suspend/ISC	0.72	-	-	-	-	-	-	-	144.6	3M14	19.9	0.8
Elaf Islamic Bank***	BELF	-	no trade	0.70	-	-	-	-	-	-	0.3	112.4	FY14	24.8	0.8
Gulf Commercial Bank	BGUC	0.81	0.80	0.80	0.0%	0.81	0.80	45	84	67	109.2	192.8	FY14	6.6	0.7
Investment Bank of Iraq	BIBI	0.92	0.91	0.92	-1.1%	0.92	0.91	13	37	34	28.4	182.7	9M14	6.0	0.8
Iraqi Islamic Bank	BIIB	-	no trade	0.85	-	-	-	-	-	-	175.2	170.7	9M14	16.5	0.8
Iraqi Middle East Bank	BIME	0.56	0.55	0.55	0.0%	0.56	0.55	37	94	52	33.4	110.4	FY14	37.5	0.4
Kurdistan Int. Bank	BKUI	1.90	1.90	1.90	0.0%	1.90	1.90	3	0	1	13.2	610.4	9M14	21.9	1.6
Mosul Bank***	BMFI	0.39	0.38	0.40	-5.0%	0.39	0.38	27	131	50	-	77.1	9M14	5.0	0.4
Al-Mansour Bank	BMNS	0.84	0.83	0.81	2.5%	0.85	0.82	20	46	37	44.3	166.7	FY14	12.3	0.7
National Bank of Iraq	BNOI	0.80	0.80	0.80	0.0%	0.80	0.80	1	2	1	2.5	160.6	FY14	26.7	0.8
North Bank	BNOR	1.00	1.00	1.00	0.0%	1.00	0.99	10	10	10	61.7	241.0	FY14	15.5	0.9
Credit Bank of Iraq	BROI	0.95	0.95	0.95	0.0%	0.95	0.95	1	0	0	13.3	190.8	9M14	18.6	0.8
Sumer Commercial Bank	BSUC	-	no trade	1.00	-	-	-	-	-	-	24.2	200.8	FY14	161.8	1.0
United Bank	BUND	0.63	0.64	0.63	1.6%	0.64	0.63	9	76	48	16.2	154.2	9M14	3.4	0.5
Union Bank	BUOI	1.04	1.03	1.05	-1.9%	1.04	1.00	16	51	53	12.1	208.5	9M14	8.6	0.9
Banking Sector Total								232	624	401		3,719.6			

Source: Iraq Stock Exchange

Performance of Traded Shares

Company Names	ISX Code	Opening Price (IQD/share)	Price at Session Close (IQD/share)	Previous Closing Price (IQD/share)	Change in Closing Price	Highest Price (IQD/share)	Lowest Price (IQD/share)	No. of Trades (#/d)	No. of Traded Shares (mn)/d	Trading Vol. (IQDmn) /d	Avg. daily trading vol. ('000 \$)*	Mcap (\$mn)	Last Fin.**	P/E (Last)	P/BV (Last)
Industry Sector															
Baghdad for Packing Materials	IBPM	-	no trade	1.50	-	-	-	-	-	-	0.1	1.3	FY14	-	1.5
Baghdad Soft Drinks	IBSD	1.98	1.96	1.99	-1.5%	1.98	1.96	11	2	4	49.2	209.4	FY14	13.2	1.4
Electronic Industries	IELI	-	Suspend/ISC	1.42	-	-	-	-	-	-	2.2	20.5	9M14	-	1.0
Fallujah for Construction Mat.	IFCM	1.57	1.58	1.55	1.9%	1.58	1.57	13	3	5	1.5	4.0	9M13	107.5	1.7
Nationality Househ. Furniture	IHFI	-	no trade	0.90	-	-	-	-	-	-	-	0.9	3M14	-	0.6
Al-Hilal Industries	IHLI	0.73	0.73	0.72	1.4%	0.73	0.72	6	2	1	1.2	7.3	9M14	-	-
Iraqi for Carton Manufact. & Trading	IICM	0.47	0.47	0.47	0.0%	0.47	0.47	1	0	0	0.2	2.9	9M14	-	-
Iraqi Date Processing&Mark.	IIDP	1.62	1.53	1.65	-7.3%	1.62	1.53	4	4	7	15.5	21.2	3M15	168.6	1.3
Iraqi Engineering Works	IIEW	0.91	0.91	1.00	-9.0%	0.91	0.91	1	1	1	0.7	1.1	9M14	-	0.8
Iraqi For Tufted Carpets	IITC	-	no trade	3.95	-	-	-	-	-	-	0.3	1.6	9M14	5.7	1.0
Al -Khazer for Construction M.	IKHC	-	no trade	2.00	-	-	-	-	-	-	0.0	1.8	9M13	22.0	1.7
AL- Kindi of Veterinary Vac.	IKLV	1.22	1.21	1.22	-0.8%	1.22	1.21	3	4	5	7.6	5.2	9M14	57.4	1.0
Al-Mansour Pharma. Ind.	IMAP	0.79	0.79	0.78	1.3%	0.79	0.79	1	2	1	3.6	4.1	9M14	15.1	0.7
Modern Chemical Industries(NR)	IMCI	-	no trade	90.00	-	-	-	-	-	-	0.0	13.0	9M14	54.5	3.1
Modern Construction Mat.	IMCM	-	no trade	0.56	-	-	-	-	-	-	-	2.4	9M13	-	0.6
Metallic Ind. and Bicycles	IMIB	-	no trade	0.62	-	-	-	-	-	-	0.2	3.7	9M14	-	1.9
Modern Sewing	IMOS	3.15	3.05	3.37	-9.5%	3.15	3.05	3	0	1	0.5	2.2	9M14	50.8	3.0
Modern Paint Industries	IMPI	1.52	1.45	1.52	-4.6%	1.52	1.45	7	7	11	2.8	10.7	3M14	-	1.8
National Chemical Industries	INCP	0.68	0.67	0.68	-1.5%	0.68	0.67	15	16	11	2.4	8.2	3M14	-	1.3
North Soft Drinks	INSD	-	Suspend/ISC	0.35	-	-	-	-	-	-	-	11.6	3M13	-	0.4
Ready Made Clothes	IRMC	5.40	5.20	5.21	-0.2%	5.40	5.20	2	0	0	1.3	6.7	9M14	-	5.3
The Light Industries	ITLI	0.61	0.61	0.61	0.0%	0.61	0.61	1	0	0	3.8	8.2	9M14	-	-
Industry Sector Total								68	41	47		348.0			
Hotels & Tourism Sector															
Ashour Hotel	HASH	5.44	5.44	6.00	-9.3%	5.44	5.44	1	0	0	0.1	1.6	3M14	5.5	9.2
Baghdad Hotel	HBAG	-	no trade	10.25	-	-	-	-	-	-	1.6	31.6	9M14	48.5	10.2
Babylon Hotel	HBAY	80.00	80.00	80.00	0.0%	80.00	80.00	7	0	16	7.3	86.7	9M14	-	-
Ishtar Hotels***	HISH	-	no trade	21.00	-	-	-	-	-	-	15.0	38.0	9M14	80.1	8.1
Karbala Hotels	HKAR	1.55	1.55	1.55	0.0%	1.55	1.55	10	8	12	3.6	6.2	9M14	-	1.4
Mansour Hotel	HMAN	22.00	22.00	22.00	0.0%	22.00	22.00	2	0	0	5.6	51.7	9M14	-	51.4
National for Tourist Invest.	HNTI	17.00	16.50	18.00	-8.3%	17.00	16.50	3	0	4	4.6	72.1	9M14	89.0	10.7
Palestine Hotel	HPAL	14.50	14.50	14.55	-0.3%	14.50	14.50	1	0	3	16.7	52.1	9M14	17.0	8.3
Al-Sadeer Hotel	HSAD	27.00	27.00	27.50	-1.8%	27.00	27.00	1	0	0	1.7	26.9	9M14	109.0	25.9
Mosul Dam Tourist Village	HTVM	-	no trade	4.75	-	-	-	-	-	-	0.8	0.9	FY13	-	-
Hotel&Tourism Sector Total								25	8	35		367.8			

Source: Iraq Stock Exchange

Performance of Traded Shares

Company Names	ISX Code	Opening Price (IQD/share)	Price at Session Close (IQD/share)	Previous Closing Price (IQD/share)	Change in Closing Price	Highest Price (IQD/share)	Lowest Price (IQD/share)	No. of Trades (#/d)	No. of Traded Shares (mn)/d	Trading Vol. (IQDmn) /d	Avg. daily trading vol. ('000 \$)*	Mcap (\$mn)	Last Fin.**	P/E (Last)	P/BV (Last)
Services Sector															
Al-Ameen Estate Inv.(NR)	SAEI	-	no trade	0.65	-	-	-	-	-	-	0.1	3.6	9M14	-	0.7
AL-Badia for General Trans	SBAG	1.22	1.22	1.20	1.7%	1.22	1.22	1	0	0	2.6	2.2	9M14	-	0.7
Baghdad Motor Cars Servicing	SBMC	-	Suspend/ISC	1.69	-	-	-	-	-	-	-	1.5	9M12	5.8	1.0
Baghdad Passengers Transport***	SBPT	-	no trade	25.50	-	-	-	-	-	-	4.0	20.5	9M14	189.5	18.8
Iraqi for General Transp.	SIGT	-	Suspend/ISC	7.21	-	-	-	-	-	-	-	8.7	6M13	-	2.1
Iraqi Land Transport	SILT	1.60	1.58	1.56	1.3%	1.64	1.58	31	26	41	10.6	17.8	9M14	-	1.1
Kharkh Tour Amuzement City***	SKTA	11.95	11.07	11.90	-7.0%	11.95	11.05	10	1	7	10.1	8.9	FY14	-	17.3
Al-Mosul for Funfairs	SMOF	-	Suspend/ISC	14.52	-	-	-	-	-	-	0.2	4.7	9M13	7.1	2.3
Mamoura Realestate Inv.	SMRI	4.01	4.00	4.13	-3.1%	4.01	3.98	34	13	50	23.1	53.0	9M14	-	4.1
AL-Nukhba for Construction	SNUC	-	no trade	0.61	-	-	-	-	-	-	0.0	1.0	9M14	24.2	0.5
Services Sector Total								76	39	99		121.8			
Agriculture Sector															
Al-Ahlyia for Agricultural Prod.	AAHP	-	Suspend/GA	1.30	-	-	-	-	-	-	0.1	0.6	9M14	-	3.8
Iraqi Agr. Prod. Mark. Meat***	AIPM	5.00	5.00	5.00	0.0%	5.00	5.00	1	0	0	2.1	18.1	9M14	143.6	3.2
Iraqi Agricultural Products	AIRP	10.50	10.50	10.25	2.4%	10.50	10.50	1	0	0	0.4	3.0	9M14	100.2	4.0
Iraqi for Seed Production	AISP	8.90	8.80	8.89	-1.0%	8.90	8.75	9	1	5	10.8	36.2	FY13	5.7	3.0
Modern Animal & Agr. Production***	AMAP	0.70	0.69	0.65	6.2%	0.70	0.69	3	0	0	0.2	2.2	9M14	-	0.6
Middle East for Prod.- Fish	AMEF	-	no trade	7.40	-	-	-	-	-	-	0.2	1.8	9M14	21.4	1.4
Agriculture Sector Total								14	1	6		61.9			
Insurance Sector															
AHliya For Insurance	NAHF	-	no trade	0.85	-	-	-	-	-	-	0.2	1.7	9M14	25.8	0.7
Al-Ameen for Insurance	NAME	1.15	1.26	1.25	0.8%	1.27	1.15	4	0	0	0.4	3.0	FY14	8.9	1.0
Dar Al-Salam for Insurance	NDSA	1.50	1.50	1.60	-6.3%	1.50	1.50	1	0	0	0.0	3.8	9M14	9.1	1.0
Gulf Insurance&Reinsurance***	NGIR	-	no trade	0.60	-	-	-	-	-	-	0.1	2.4	9M14	10.8	1.2
Al-Hamraa for Insurance (NR)	NHAM	-	no trade	1.05	-	-	-	-	-	-	-	4.2	9M14	5.8	0.8
Insurance Sector Total								5	0	0		15.2			
Investment Sector															
Al-Ameen Financial Inv. (NR)	VAMF	-	no trade	1.80	-	-	-	-	-	-	0.3	1.4	9M14	-	2.0
Al-Ayaam Financial Inv. (NR)	VAYF	-	Suspend/ISC	0.62	-	-	-	-	-	-	-	0.2	FY12	-	0.6
AL- Batek Investment(NR)	VBAT	-	no trade	0.80	-	-	-	-	-	-	-	0.6	FY14	-	0.6
Al-Khaima Financial Inv.(NR)	VKHA	-	Suspend/ISC	0.87	-	-	-	-	-	-	-	0.3	FY12	-	0.8
Al-Khair for Financial Inv. (NR)	VKHF	-	no trade	0.38	-	-	-	-	-	-	-	2.1	9M14	-	0.4
Bain Al-Nahrain Financial Inv.(NR)	VMES	-	no trade	1.00	-	-	-	-	-	-	-	0.8	9M14	-	0.9
AL-Wiaam for Financial Inv.	VWIF	-	no trade	1.19	-	-	-	-	-	-	-	1.9	9M14	-	1.1
Al-Zawraa for Financial Inv.	VZAF	-	no trade	0.70	-	-	-	-	-	-	0.0	0.6	9M14	10.9	0.6
Investment Sector Total								-	-	-		8.1			

Performance of Traded Shares

Company Names	ISX Code	Opening Price (IQD/share)	Price at Session Close (IQD/share)	Previous Closing Price (IQD/share)	Change in Closing Price	Highest Price (IQD/share)	Lowest Price (IQD/share)	No. of Trades (#/d)	No. of Traded Shares (mn)/d	Trading Vol. (IQDmn) /d	Avg. daily trading vol. ('000 \$)*	Mcap (\$mn)	Last Fin.**	P/E (Last)	P/BV (Last)
Money Transfer Sector															
Al-Harir for Money Transfer (NR)	MTAH	-	Suspend/ISC		-	-	-	-	-	-	-	-	-	-	-
Al-Taif Money Transfer (NR)	MTAI	-	no trade		-	-	-	-	-	-	-	-	-	-	-
Al-Iraqia For Money Transfer(NR)	MTIR	-	no trade		-	-	-	-	-	-	-	-	-	-	-
Sama Baghdad FinanceTransfer (NR)	MTSB	-	no trade		-	-	-	-	-	-	-	-	-	-	-
Money Transfer Sector Total								-	-	-		-			
Grand Total								439	717	611		6,702.7			

Source: Iraq Stock Exchange

*Average data was calculated according to recent six months, by dividing the total daily trading volume (excluding two highest trading vol.) to total number of trading days (excluding the No. of days share were suspended due to GA or by ISC).

** Last Financials: The date of the most recent financial statements.

P/E (Last): For banking sector, we used trailing net profit. For other listed companies, we divided "Current Mcap" to "annualized YTD profit". While calculating annualized YTD profit, we adjusted unaudited profit before tax values by deducting 15% income tax.

P/BV (Last): Calculated by dividing "Current Mcap" to "BV in its Last Financials".

***When the original shares resume trading, we start using the number of shares that the company will reach after the capital increase with the assumption that the capital increase was reflected to the price of the shares. We use the new capital in calculating Mcap.

Note: "Suspend/ISC" companies are not trading due to ISC Instructions.

"Suspend/GA" companies are not trading due to General Assembly Meetings.

"(NR)": These are the companies which are trading in the Non-Regular market (in compliance with Iraq Securities Commission law numbered 132/9 on 20/12/2012). These companies were moved to the secondary market (non-regular) because of the decrease in their trading volume and the number of days that these companies are being traded for. Please note, according to the Regulations of the Secondary Market, in each trading session, the average share price will be calculated for each share. The maximum increase and decrease of +/- 20% will be based on the average price in the previous session. The price should be valid during three effective trading sessions after the listing, and it will be free in the first trading session after capital increasing.

For any inquiries, contact:

Research

Aysegul Ozge Ozgur - SVP, Head of Research (aozgur@rs.iq)

Tugba Tan, Analyst (ttan@rs.iq)

research@rs.iq

Tel: +90 212 219 2524

Mob: +90 539 456 4566

Trading

traders@rs.iq

Tel: +964 727 002 0407

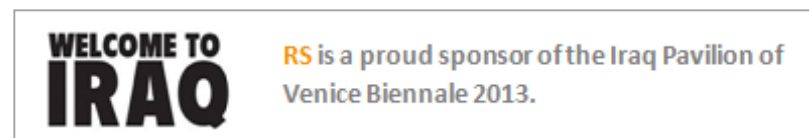
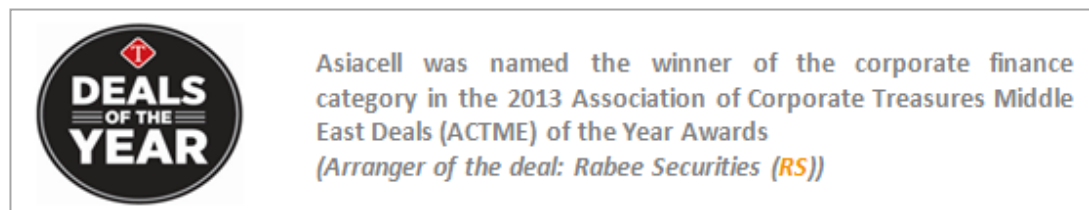
Info

info@rs.iq

Tel: +964 (790) 133 1492

RS Bloomberg page: <RSIQ>

RS Website: RS.IQ



Baghdad HQ

903/14/19
Karada, Baghdad, Iraq
Tel: +964 727 002 0407

Erbil

Italian Village offices
Office No: 32, Erbil, Iraq
Mob: +964 770 493 9999

Suleymani

Rand Gallery
Office No: 9, Floor:3 , Suleymani, Iraq
Mob: +964 770 651 9944

Istanbul Rep. Office

Halaskargazi cad. No: 103/7A
Osmanbey, Istanbul, Turkey
Tel: +90 212 219 2524
Mob: +90 539 456 4566

DISCLAIMER

This publication may not be reproduced, modified, or re-disseminated in whole or in part without the prior written permission of Rabee Securities. The information provided herein is of a general nature and for informational purposes only and is not intended to serve as an offer or solicitation with respect to the purchase or sale of any security, or as a recommendation to adopt any particular trading strategy. Such information is subject to change without prior notice. Although Rabee Securities obtains information from sources it considers reliable, Rabee Securities makes no representations or warranties, express or implied, as to the information's accuracy or completeness. Furthermore, such information may be incomplete or condensed. Rabee Securities, its affiliates, directors, employees, assigns, agents, and successors bear no liability for any errors or omissions in this publication or for any losses arising from the use of or reliance upon this information. This limitation on liability applies to direct, indirect, consequential, special, punitive, or other damages, as well as damages for loss of profits or business interruption. Investors shall bear all responsibility for investment decisions taken on the basis of the contents of this report. Rabee Securities strongly advises potential investors to seek financial guidance when determining whether an investment is appropriate to their needs. All estimates included in this report constitute Rabee Securities' opinion as of the date published on the report and are subject to change without notice.