

For any inquiries, contact:

Research

Aysegul Ozge Ozgur - SVP, Head of Research (aozgur@rs.iq)
 Tugba Tan, Analyst (ttan@rs.iq)
research@rs.iq

Trading

traders@rs.iq
 Address: 903/14/19
 Karada
 Baghdad-Iraq
 Tel: +964 (0) 727 002 0407
info@rs.iq

RS Website: RS.IQ

RS Bloomberg page: <RSIQ>

Closing prices for the shares traded on the ISX are now available on Bloomberg.

DISCLAIMER

This publication may not be reproduced, modified, or re-disseminated in whole or in part without the prior written permission of Rabee Securities. The information provided herein is of a general nature and for informational purposes only and is not intended to serve as an offer or solicitation with respect to the purchase or sale of any security, or as a recommendation to adopt any particular trading strategy. Such information is subject to change without prior notice. Although Rabee Securities obtains information from sources it considers reliable, Rabee Securities makes no representations or warranties, express or implied, as to the information's accuracy or completeness. Furthermore, such information may be incomplete or condensed. Rabee Securities, its affiliates, directors, employees, assigns, agents, and successors bear no liability for any errors or omissions in this publication or for any losses arising from the use of or reliance upon this information. This limitation on liability applies to direct, indirect, consequential, special, punitive, or other damages, as well as damages for loss of profits or business interruption. Investors shall bear all responsibility for investment decisions taken on the basis of the contents of this report. Rabee Securities strongly advises potential investors to seek financial guidance when determining whether an investment is appropriate to their needs. All estimates included in this report constitute Rabee Securities' opinion as of the date published on the report and are subject to change without notice.

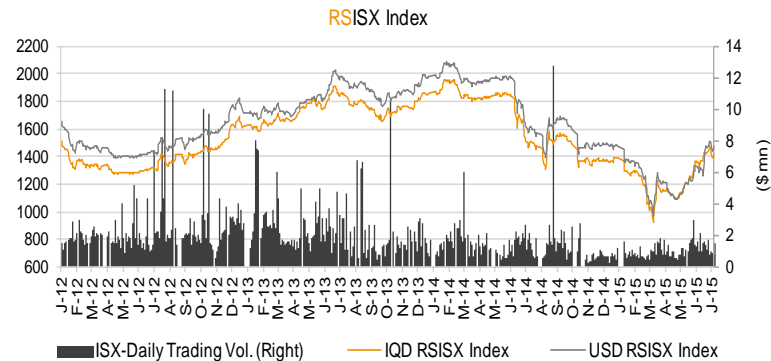
Daily Bulletin / Tuesday

Iraqi Dinar Value

(CBI Auction Price: 1166 / Market Exchange Rate: 1250)

Daily Value Traded

IQD1,952,661,000



The RSISX Performance

	Close	Change	YTD Change
IQD RSISX	1427	2.3%	2.4%
USD RSISX	1481	2.3%	0.0%

News from Iraq

Politics

- The Iraqi Federal Government is reportedly looking to purchase helicopters and military equipment, including de-mining devices, from the UK. The Minister of Interior, Mohammed al-Ghabban, met with the British Ambassador to Iraq, Frank Baker, to discuss the security situation in the country and the latest developments in the fight against the IS. (Iraq Business News)

Economics

- Iraq's government plans a domestic issue of \$5bn worth of bonds starting in the fourth quarter of this year as it seeks to relieve the pressure of low oil prices on its finances, an official told on Monday. The medium-term notes, with maturities of between 12 and 18 months, will help to finance the budget deficit and be open to local banks, other institutions and retail investors, said Mudher Saleh Kasim, a former senior central bank official who advises Prime Minister Haider al-Abadi on financial policy. (Zawya)

ISX - Company Announcements

- Baghdad Soft Drinks (IBSD): P&L - 2Q15:** Sales: IQD62.1bn, +13% y/y, Op. Profit: IQD7.3bn, +54% y/y (Op. Profit Margin increased from 8.7% in 2Q14 to 11.8% in 2Q15), Net Profit: IQD7.3bn, +45% y/y, **P&L - 6M15:** Sales: IQD115.1bn, +14% y/y, Op. Profit: IQD12.1bn, +66% y/y (Op. Profit Margin increased from 7.2% in 6M14 to 10.6% in 6M15), Net Profit: IQD12.1bn, +59% y/y.
- The Light Industries (ITLI) will hold its AGM* on Aug. 6, 2015 to discuss and approve 2012 & 2013 annual financial results, increasing its capital through 50% rights issue and electing new board members.
- Modern Sewing (IMOS) will hold its AGM* on Jul. 27, 2015 to discuss and approve 2014 annual financial results, increasing its capital from IQD0.9bn to IQD1.0bn through 11.1% bonus issue and distributing cash dividend. ISX will suspend trading of IMOS starting on Jul. 20, 2015.
- National Islamic Bank (BNAI) resumed trading today (Jul. 7, 2015) after they approved 2014 annual financial results and distributing 10% cash dividend (corresponding to IQD0.1 cash dividend per share). BNAI closed the day at IQD1.20 price per share, up 9.09%.
- AL-Kindi of Veterinary Vaccines (IKLV) resumed trading today (Jul. 7, 2015) after fulfilling ISC's disclosure requirements.
- According to Dar Es Salaam Investment Bank (BDSI) letter no. (14/194/3704) on Jul. 2, 2015, sent to Iraq Registrar of Companies, the bank announced that the procedures of subscription on 64.1bn Babylon Bank (BBAY) shares was completed to increase the capital to IQD250bn through 35.9% rights issue. Only one main shareholder has subscribed with 14,140,726,666 shares and the rest is for public and they are seven shareholders.

**(Please note that the ex-date for capital increases and dividend distributions is referred to as "Trading-Suspension day" which is normally one week before the General Assembly Meetings.)*

Best and Worst Performers

Best Performers	Code	Closing Price(IQD)	% Chg.	Trading Vol. (\$'000)/d
National Islamic Bank	BNAI	1.200	9.1%	0.5
Baghdad Soft Drinks	IBSD	2.890	5.9%	126.8
Asiacell Communications PJSC	TASC	8.200	5.0%	151.8
Al-Mansour Pharmaceuticals Ind.	IMAP	1.040	4.0%	53.4
Bank of Baghdad	BBOB	1.500	3.4%	147.6

Worst Performers	Code	Closing Price(IQD)	% Chg.	Trading Vol. (\$'000)/d
Al-Ameen Financial Investment	VAMF	1.750	-6.9%	0.1
The Light Industries	ITLI	0.750	-5.1%	1.9
Ready Made Clothes	IRMC	5.800	-3.3%	0.7
Al Khatem Telecom Company	TZNI	4.650	-3.1%	14.3
National Chemical Industries	INCP	0.770	-2.5%	2.9

Top 5 Traded Volume	Code	Trading Vol. (IQDmn)/d	Trading Vol. (\$'000)/d	Share in total T. Volume
United Bank	BUND	698.8	559.0	35.8%
Asiacell Communications PJSC	TASC	189.7	151.8	9.7%
Bank of Baghdad	BBOB	184.4	147.6	9.4%
Baghdad Soft Drinks	IBSD	158.5	126.8	8.1%
Kurdistan Int. Bank	BKUI	104.9	83.9	5.4%

Distribution of Trading Volumes by Sectors

Sector	Trading Vol. (IQD mn)/d	Trading Vol. ('000 \$)/d	Share in Total Trading Volume (%)
Telecom Sector	207.6	166.1	10.6%
Banking Sector	1,226.1	980.9	62.8%
Industry Sector	250.1	200.0	12.8%
Hotels & Tourism Sec.	105.1	84.1	5.4%
Services Sector	85.3	68.2	4.4%
Agriculture Sector	78.4	62.7	4.0%
Insurance Sector	-	-	-
Investment Sector	0.2	0.1	0.0%
Money Transfer Sector	-	-	-
Total	1,952.7	1,562.1	100.0%

Daily Transactions in Brief

The RSISX index ended the day at **IQD1,427 / \$1,481 (+2.3%)**, (+2.4% YTD and 0.0% YTD, respectively).

The number of traded shares was **1.9bn** and the trading volume was **IQD2.0bn (\$1.6mn)**.

18 out of **41** traded listed stocks' price increased while the prices of **13** stocks decreased, and the price of remaining **10** stocks haven't changed.

Note: ISX will be closed on July 14, 2015 due to an official holiday in Baghdad. ISX will be also closed starting from July 19, 2015 to July 21, 2015 due to the national holiday of Eid Al-Fitr. The next session will be held on Wednesday, July 22, 2015.

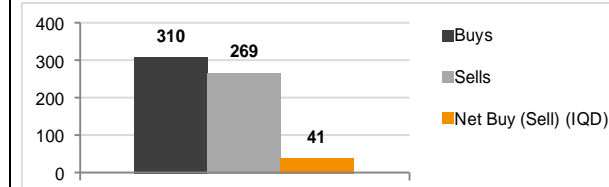
Non Iraqis executed 122 transactions in this session:

Buys: **80** transactions in **7** companies operating in telecom, banking and industry sectors.

Sells: **42** transactions in **6** companies operating in telecom, banking and agriculture sectors.

Net purchases: **IQD41mn (\$33K)**. Share in total trading volume: **14.8%**

Non Iraqi's Transactions (IQD mn)



Note: Follow Rabee Securities (**RS**) on Twitter, join Facebook and LinkedIn groups.



Performance of Traded Shares

Company Names	ISX Code	Opening Price (IQD/share)	Price at Session Close (IQD/share)	Previous Closing Price (IQD/share)	Change in Closing Price	Highest Price (IQD/share)	Lowest Price (IQD/share)	No. of Trades (#/d)	No. of Traded Shares (mn)/d	Trading Vol. (IQDmn) /d	Avg. daily trading vol. ('000 \$)*	Mcap (\$mn)	Last Fin.**	P/E (Last)	P/BV (Last)
Telecom Sector															
Asiacell Communications PJSC***	TASC	8.00	8.20	7.81	5.0%	8.35	8.00	43	23	190	21.8	2,033.6	3M15	9.7	1.3
Al Khatem Telecom Company	TZNI	4.75	4.65	4.80	-3.1%	4.78	4.63	36	4	18	-	6,806.8	3M15	34.8	3.5
Telecom Sector Total								79	27	208		8,840.4			
Banking Sector															
Ashur International Bank	BASH	-	Suspend/GA	0.60	-	-	-	-	-	-	19.9	120.0	3M15	16.4	0.5
Babylon Bank***	BBAY	0.54	0.52	0.53	-1.9%	0.55	0.52	30	124	66	7.1	104.0	3M15	57.5	0.7
Bank of Baghdad	BBOB	1.45	1.50	1.45	3.4%	1.51	1.45	51	123	184	113.1	300.0	3M15	13.8	1.2
Commercial Bank of Iraq	BCOI	0.74	0.75	0.75	0.0%	0.75	0.74	5	10	7	12.6	150.0	3M15	21.3	0.7
Dijlah & Furat Bank***	BDFD	-	no trade	0.40	-	-	-	-	-	-	0.1	80.0	3M15	-	0.8
Dar Es Salaam Inv. Bank	BDSI	-	Suspend/GA	0.91	-	-	-	-	-	-	8.5	109.2	3M15	9.2	0.7
Economy Bank	BEFI	-	Suspend/ISC	0.72	-	-	-	-	-	-	-	144.0	3M14	-	0.8
Elaf Islamic Bank	BELF	0.56	0.56	0.55	1.8%	0.56	0.56	1	1	1	0.6	89.6	3M15	48.8	0.6
Gulf Commercial Bank	BGUC	-	Suspend/GA	0.95	-	-	-	-	-	-	194.1	228.0	3M15	9.8	0.8
Investment Bank of Iraq	BIBI	0.94	0.94	0.94	0.0%	0.95	0.94	5	3	3	28.0	188.0	3M15	9.2	0.8
Iraqi Islamic Bank	BIIB	0.73	0.73	0.73	0.0%	0.73	0.73	1	0	0	76.8	146.0	3M15	48.8	0.7
Iraqi Middle East Bank	BIME	0.72	0.73	0.71	2.8%	0.73	0.72	9	22	16	34.5	146.0	3M15	30.3	0.6
Kurdistan Int. Bank	BKUI	1.91	1.93	1.91	1.0%	1.93	1.91	5	54	105	12.6	617.6	3M15	20.9	1.6
Mosul Bank	BMFI	0.46	0.46	0.47	-2.1%	0.47	0.46	23	83	38	32.5	92.9	3M15	-	0.4
Al-Mansour Bank	BMNS	0.95	0.95	0.95	0.0%	0.95	0.95	8	10	10	23.8	190.0	3M15	12.4	0.8
National Islamic Bank	BNAI	1.20	1.20	1.10	9.1%	1.20	1.20	1	1	1	2.4	241.0	3M15	12.4	1.0
National Bank of Iraq	BNOI	-	Suspend/GA	0.81	-	-	-	-	-	-	1.3	162.0	3M15	25.2	0.8
North Bank	BNOR	0.65	0.67	0.65	3.1%	0.69	0.65	43	118	79	35.8	160.8	3M15	14.3	0.6
Credit Bank of Iraq	BROI	0.95	0.96	0.95	1.1%	0.97	0.95	4	2	2	17.9	192.0	3M15	17.1	0.8
Sumer Commercial Bank	BSUC	-	no trade	0.95	-	-	-	-	-	-	15.9	190.0	3M15	-	0.9
Trans Iraq Bank For Investment (NR)	BTRI	-	no trade	1.00	-	-	-	-	-	-	-	211.2	3M15	27.5	1.0
United Bank	BUND	0.62	0.62	0.62	0.0%	0.63	0.62	29	1,127	699	23.2	148.8	3M15	9.5	0.6
Union Bank	BUOI	0.80	0.80	0.80	0.0%	0.88	0.72	12	17	15	3.3	161.3	3M15	-	0.7
Banking Sector Total								227	1,696	1,226		4,172.4			

Performance of Traded Shares

Company Names	ISX Code	Opening Price (IQD/share)	Price at Session Close (IQD/share)	Previous Closing Price (IQD/share)	Change in Closing Price	Highest Price (IQD/share)	Lowest Price (IQD/share)	No. of Trades (#/d)	No. of Traded Shares (mn)/d	Trading Vol. (IQDmn) /d	Avg. daily trading vol. ('000 \$)*	Mcap (\$mn)	Last Fin.**	P/E (Last)	P/BV (Last)
Industry Sector															
Baghdad for Packing Materials	IBPM	1.93	1.95	1.93	1.0%	1.95	1.93	3	1	3	0.4	1.7	3M15	-	2.0
Baghdad Soft Drinks	IBSD	2.76	2.89	2.73	5.9%	2.90	2.76	90	56	159	82.8	307.5	6M15	17.5	1.9
Electronic Industries	IELI	-	no trade	1.01	-	-	-	-	-	-	1.4	14.5	9M14	-	0.7
Fallujah for Construction Mat.	IFCM	-	Suspend/ISC	1.51	-	-	-	-	-	-	1.2	3.8	9M13	87.4	1.6
Nationality Househ. Furniture	IHFI	-	Suspend/ISC	0.90	-	-	-	-	-	-	-	0.9	3M14	-	0.6
Al-Hilal Industries	IHLI	-	no trade	0.66	-	-	-	-	-	-	2.8	6.5	3M15	-	-
Iraqi for Carton Manufact. & Trading	IICM	-	no trade	0.56	-	-	-	-	-	-	0.0	3.4	3M15	-	-
Iraqi Date Processing&Mark.	IIDP	1.55	1.56	1.57	-0.6%	1.56	1.55	2	0	0	8.8	21.5	3M15	34.7	1.3
Iraqi Engineering Works	IIEW	-	no trade	1.02	-	-	-	-	-	-	1.4	1.2	3M15	-	0.9
Iraqi For Tufted Carpets	IITC	3.65	3.70	3.65	1.4%	3.70	3.65	4	0	0	0.2	1.5	3M15	10.4	0.9
Al -Khazer for Construction M.	IKHC	-	Suspend/ISC	1.80	-	-	-	-	-	-	0.0	1.6	9M13	48.4	1.5
AL- Kindi of Veterinary Vac.	IKLV	1.17	1.15	1.15	0.0%	1.17	1.14	6	4	5	4.6	5.5	3M15	-	1.1
Al-Mansour Pharma. Ind.	IMAP	1.00	1.04	1.00	4.0%	1.04	1.00	55	65	67	3.9	5.4	3M15	13.4	0.9
Modern Chemical Industries(NR)	IMCI	-	no trade	85.00	-	-	-	-	-	-	0.0	12.2	3M15	109.4	3.0
Modern Construction Mat.	IMCM	-	Suspend/ISC	0.47	-	-	-	-	-	-	0.0	2.0	9M13	-	0.5
Metallic Ind. and Bicycles	IMIB	0.65	0.65	0.65	0.0%	0.65	0.65	4	2	1	0.1	3.9	3M15	-	3.2
Modern Sewing	IMOS	3.15	3.15	3.10	1.6%	3.15	3.15	2	0	1	0.6	2.3	3M15	32.9	2.7
Modern Paint Industries	IMPI	1.25	1.25	1.25	0.0%	1.25	1.23	13	6	7	2.8	9.2	3M15	-	2.0
National Chemical Industries	INCP	0.77	0.77	0.79	-2.5%	0.77	0.77	11	5	4	7.4	9.4	3M15	-	2.2
North Soft Drinks	INSD	-	Suspend/ISC	0.35	-	-	-	-	-	-	-	11.6	3M13	-	0.4
Ready Made Clothes	IRMC	5.40	5.80	6.00	-3.3%	5.80	5.40	3	0	1	0.5	7.4	3M15	-	5.5
The Light Industries	ITLI	0.77	0.75	0.79	-5.1%	0.77	0.75	3	3	2	3.8	10.1	3M15	-	-
Industry Sector Total								196	144	250		443.1			
Hotels & Tourism Sector															
Ashour Hotel	HASH	-	Suspend/ISC	5.60	-	-	-	-	-	-	0.4	1.7	3M14	4.8	9.4
Baghdad Hotel	HBAG	-	no trade	8.00	-	-	-	-	-	-	1.9	24.6	3M15	10.5	6.6
Babylon Hotel	HBAY	-	Suspend/GA	71.00	-	-	-	-	-	-	10.0	76.7	3M15	-	-
Ishtar Hotels	HISH	22.50	22.90	22.90	0.0%	22.90	22.30	15	4	91	23.9	41.2	3M15	-	8.5
Karbala Hotels	HKAR	-	Suspend/ISC	1.80	-	-	-	-	-	-	2.2	7.2	FY14	64.8	1.6
Mansour Hotel	HMAN	-	Suspend/ISC	22.48	-	-	-	-	-	-	3.2	52.6	9M14	-	52.6
National for Tourist Invest.	HNTI	14.00	14.00	14.25	-1.8%	14.00	14.00	3	0	1	1.5	60.9	3M15	82.2	10.0
Palestine Hotel	HPAL	12.39	12.38	12.39	-0.1%	12.39	12.30	13	1	13	10.8	44.3	3M15	18.5	6.4
Al-Sadeer Hotel	HSAD	-	no trade	22.50	-	-	-	-	-	-	2.3	22.3	3M15	-	27.3
Mosul Dam Tourist Village	HTVM	-	Suspend/ISC	5.00	-	-	-	-	-	-	0.5	1.0	3M14	33.4	-
Hotel&Tourism Sector Total								31	5	105		332.4			

Source: Iraq Stock Exchange

Performance of Traded Shares

Company Names	ISX Code	Opening Price (IQD/share)	Price at Session Close (IQD/share)	Previous Closing Price (IQD/share)	Change in Closing Price	Highest Price (IQD/share)	Lowest Price (IQD/share)	No. of Trades (#/d)	No. of Traded Shares (mn)/d	Trading Vol. (IQDmn) /d	Avg. daily trading vol. ('000 \$)*	Mcap (\$mn)	Last Fin.**	P/E (Last)	P/BV (Last)
Services Sector															
Al-Ameen Estate Inv.(NR)	SAEI	-	no trade	0.50	-	-	-	-	-	-	0.0	2.8	3M15	-	0.5
AL-Badia for General Trans	SBAG	1.29	1.30	1.27	2.4%	1.35	1.28	11	22	28	3.4	2.3	3M15	51.2	0.7
Baghdad Motor Cars Servicing	SBMC	-	Suspend/ISC	1.69	-	-	-	-	-	-	-	1.5	9M12	4.9	1.0
Baghdad Passengers Transport	SBPT	26.00	25.50	25.85	-1.4%	26.50	25.50	6	0	2	4.3	20.4	3M15	21.0	16.0
Iraqi for General Transp.***	SIGT	1.63	1.66	1.65	0.6%	1.70	1.63	18	8	14	14.1	5.2	3M15	-	1.2
Iraqi Land Transport	SILT	1.69	1.67	1.69	-1.2%	1.69	1.65	8	7	12	11.5	18.7	3M15	5.0	1.3
Kharkh Tour Amuzement City	SKTA	7.74	7.62	7.55	0.9%	7.74	7.40	48	4	30	28.2	6.1	3M15	61.3	10.2
Al-Mosul for Funfairs	SMOF	-	Suspend/ISC	14.52	-	-	-	-	-	-	-	4.6	3M14	5.0	2.5
Mamoura Realestate Inv.	SMRI	-	Suspend/GA	4.40	-	-	-	-	-	-	29.2	58.1	3M15	80.0	3.9
AL-Nukhba for Construction***	SNUC	-	no trade	0.90	-	-	-	-	-	-	1.1	3.6	3M15	-	1.7
Services Sector Total								91	41	85		123.3			
Agriculture Sector															
Al-Ahlyia for Agricultural Prod.	AAHP	-	no trade	1.29	-	-	-	-	-	-	0.0	0.6	9M14	-	3.4
Iraqi Agr. Prod. Mark. Meat	AIPM	4.83	4.75	4.85	-2.1%	4.83	4.70	3	0	1	1.1	17.1	3M15	-	3.2
Iraqi Agricultural Products	AIRP	-	no trade	8.01	-	-	-	-	-	-	0.6	2.3	3M15	23.7	1.1
Iraqi for Seed Production	AISP	6.30	6.40	6.32	1.3%	6.45	6.30	60	12	76	12.5	38.4	FY13	5.2	3.2
Modern Animal & Agr. Production	AMAP	-	no trade	0.62	-	-	-	-	-	-	0.3	1.9	3M15	30.2	0.5
Middle East for Prod.- Fish	AMEF	7.32	7.32	7.25	1.0%	7.32	7.32	2	0	1	0.0	1.8	FY14	14.2	1.4
Agriculture Sector Total								65	12	78		62.1			
Insurance Sector															
AHliya For Insurance	NAHF	-	Suspend/ISC	0.65	-	-	-	-	-	-	0.1	1.3	FY14	-	0.6
Al-Ameen for Insurance	NAME	-	Suspend/GA	1.10	-	-	-	-	-	-	2.3	2.6	3M15	8.3	0.8
Dar Al-Salam for Insurance	NDSA	-	no trade	1.32	-	-	-	-	-	-	0.1	3.4	3M15	8.7	0.9
Gulf Insurance&Reinsurance***	NGIR	-	no trade	0.39	-	-	-	-	-	-	0.5	1.6	3M15	-	1.0
Al-Hamraa for Insurance (NR)	NHAM	-	no trade	0.64	-	-	-	-	-	-	0.0	2.6	3M15	2.6	0.5
Insurance Sector Total								-	-	-		11.4			
Investment Sector															
Al-Ameen Financial Inv. (NR)	VAMF	1.75	1.75	1.88	-6.9%	1.75	1.75	1	0	0	0.0	1.4	3M15	-	2.2
AL- Batek Investment(NR)	VBAT	-	no trade	0.80	-	-	-	-	-	-	-	0.6	3M15	-	0.6
Al-Khair for Financial Inv. (NR)	VKHF	-	Suspend/ISC	0.38	-	-	-	-	-	-	-	2.1	FY14	-	0.4
Bain Al-Nahrain Financial Inv.(NR)	VMES	-	no trade	1.00	-	-	-	-	-	-	-	0.8	3M15	-	1.0
AL-Wiaam for Financial Inv.	VWIF	-	no trade	0.89	-	-	-	-	-	-	0.0	1.4	3M15	-	1.0
Al-Zawraa for Financial Inv.	VZAF	-	no trade	0.63	-	-	-	-	-	-	0.0	0.6	3M15	-	0.6
Investment Sector Total								1	0	0		7.0			

Source: Iraq Stock Exchange

Performance of Traded Shares

Company Names	ISX Code	Opening Price (IQD/share)	Price at Session Close (IQD/share)	Previous Closing Price (IQD/share)	Change in Closing Price	Highest Price (IQD/share)	Lowest Price (IQD/share)	No. of Trades (#/d)	No. of Traded Shares (mn)/d	Trading Vol. (IQDmn) /d	Avg. daily trading vol. ('000 \$)*	Mcap (\$mn)	Last Fin.**	P/E (Last)	P/BV (Last)
Money Transfer Sector															
Al-Harir for Money Transfer(NR)	MTAH	-	no trade		-	-	-	-	-	-	-	-	3M15	-	-
Al-Taif Money Transfer(NR)	MTAI	-	no trade	2.75	-	-	-	-	-	-	0.0	83.6	3M15	152.6	2.3
Al Muhej Money Transfer(NR)	MTAM	-	no trade		-	-	-	-	-	-	-	-	FY14	-	-
Al-Iraqia For Money Transfer(NR)	MTIR	-	no trade		-	-	-	-	-	-	-	-	FY14	-	-
Al-Manafaa Co. for Money Transfer(NR)	MTMA	-	no trade		-	-	-	-	-	-	-	-	FY14	-	-
Mouta for Remittance(NR)	MTMO	-	no trade		-	-	-	-	-	-	-	-	FY14	-	-
Al-Motaman For Money Transfer(NR)	MTMT	-	no trade		-	-	-	-	-	-	-	-	9M14	-	-
Al-Nibal Al Arabyia for Money Transfer(NR)	MTNI	-	no trade		-	-	-	-	-	-	-	-	FY14	-	-
Alnoor for Money Transfer(NR)	MTNN	-	no trade		-	-	-	-	-	-	-	-	3M15	-	-
Nobles for Money Transfer(NR)	MTNO	-	no trade		-	-	-	-	-	-	-	-	9M14	-	-
Al-Rabita Al-Maliya Co.(NR)	MTRA	-	no trade		-	-	-	-	-	-	-	-	3M15	-	-
Sama Baghdad Finance Transfer(NR)	MTSB	-	no trade		-	-	-	-	-	-	-	-	3M15	-	-
United Arab Money Transfer(NR)	MTUA	-	no trade		-	-	-	-	-	-	-	-	3M15	-	-
Al-Waeel for Money Transfer(NR)	MTWA	-	no trade		-	-	-	-	-	-	-	-	3M15	-	-
Money Transfer Sector Total												83.6			
Grand Total								690	1,925	1,953		14,075.6			

Source: Iraq Stock Exchange

*Average data was calculated according to recent six months, by dividing the total daily trading volume (excluding two highest trading vol.) to total number of trading days (excluding the No. of days share were suspended due to GA or by ISC).

** Last Financials: The date of the most recent financial statements.

P/E (Last): While calculating P/E (Last), we divided "Current Mcap" to "trailing net profit" when the recently announced financial statements are for the interim period. For the companies which trailing profit cannot be calculated due to lack of information, we divided "Current Mcap" to "annualized YTD profit," while calculating P/E (Last). We adjusted unaudited profit before tax values by deducting 15% income tax, while calculating annualized YTD profit.

P/BV (Last): Calculated by dividing "Current Mcap" to "BV in its Last Financials".

***When the original shares resume trading, we start using the number of shares that the company will reach after the capital increase with the assumption that the capital increase was reflected to the price of the shares. We use the new capital in calculating Mcap.

Note: "Suspend/ISC" companies are not trading due to ISC Instructions.

"Suspend/GA" companies are not trading due to General Assembly Meetings.

"(NR)": These are the companies which are trading in the Non-Regular market (in compliance with Iraq Securities Commission law numbered 132/9 on 20/12/2012). These companies were moved to the secondary market (non-regular) because of the decrease in their trading volume and the number of days that these companies are being traded for. Please note, according to the Regulations of the Secondary Market, in each trading session, the average share price will be calculated for each share. The maximum increase and decrease of +/- 20% will be based on the average price in the previous session. The price should be valid during three effective trading sessions after the listing, and it will be free in the first trading session after capital increasing.

"We use the FX rate given by the bank that Rabee Securities makes its banking transactions while calculating the dollar values in our research reports instead of CBI market FX rate to be more conservative."

For any inquiries, contact:

Research

Aysegul Ozge Ozgur - SVP, Head of Research (aozgur@rs.iq)

Tugba Tan, Analyst (ttan@rs.iq)

research@rs.iq

Tel: +90 212 219 2524

Mob: +90 539 456 4566

Trading

traders@rs.iq

Tel: +964 727 002 0407


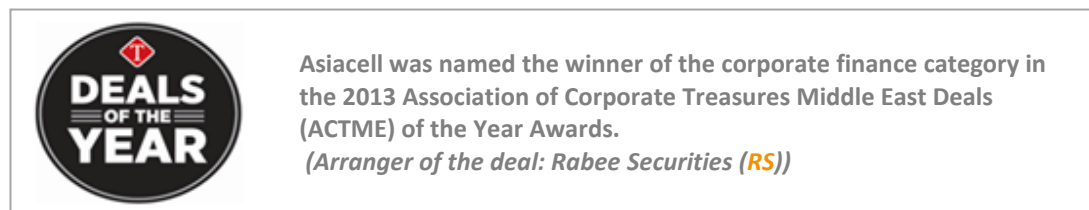
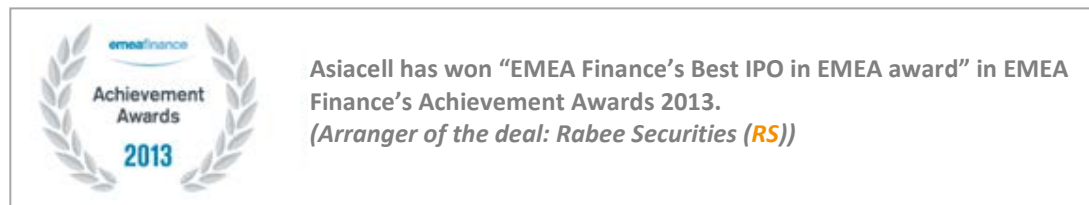
Info

info@rs.iq

Tel: +964 (790) 133 1492

RS Bloomberg page: <RSIQ>

RS Website: RS.IQ



Baghdad HQ

903/14/19
Karada, Baghdad, Iraq
Tel: +964 727 002 0407

Erbil

Italian Village offices
Office No: 32, Erbil, Iraq
Mob: +964 770 493 9999

Suleymani

Rand Gallery
Office No: 9, Floor:3 , Suleymani, Iraq
Mob: +964 770 651 9944

Istanbul Rep. Office

Halaskargazi cad. No: 103/7A
Osmanbey, Istanbul, Turkey
Tel: +90 212 219 2524
Mob: +90 539 456 4566

DISCLAIMER

This publication may not be reproduced, modified, or re-disseminated in whole or in part without the prior written permission of Rabee Securities. The information provided herein is of a general nature and for informational purposes only and is not intended to serve as an offer or solicitation with respect to the purchase or sale of any security, or as a recommendation to adopt any particular trading strategy. Such information is subject to change without prior notice. Although Rabee Securities obtains information from sources it considers reliable, Rabee Securities makes no representations or warranties, express or implied, as to the information's accuracy or completeness. Furthermore, such information may be incomplete or condensed. Rabee Securities, its affiliates, directors, employees, assigns, agents, and successors bear no liability for any errors or omissions in this publication or for any losses arising from the use of or reliance upon this information. This limitation on liability applies to direct, indirect, consequential, special, punitive, or other damages, as well as damages for loss of profits or business interruption. Investors shall bear all responsibility for investment decisions taken on the basis of the contents of this report. Rabee Securities strongly advises potential investors to seek financial guidance when determining whether an investment is appropriate to their needs. All estimates included in this report constitute Rabee Securities' opinion as of the date published on the report and are subject to change without notice.