

For any inquiries, contact:

Research

Aysegul Ozge Ozgur - SVP, Head of Research (aozgur@rs.iq)
Tugba Tan, Analyst (ttan@rs.iq)
research@rs.iq

Trading

traders@rs.iq
Address: 903/14/19
Karada
Baghdad-Iraq
Tel: +964 (0) 727 002 0407
info@rs.iq

RS Website: RS.IQ

RS Bloomberg page: <RSIQ>

Closing prices for the shares traded on the ISX are now available on Bloomberg.

DISCLAIMER

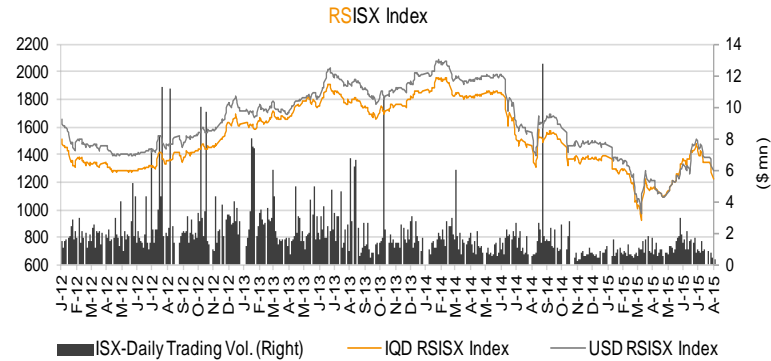
This publication may not be reproduced, modified, or re-disseminated in whole or in part without the prior written permission of Rabee Securities. The information provided herein is of a general nature and for informational purposes only and is not intended to serve as an offer or solicitation with respect to the purchase or sale of any security, or as a recommendation to adopt any particular trading strategy. Such information is subject to change without prior notice. Although Rabee Securities obtains information from sources it considers reliable, Rabee Securities makes no representations or warranties, express or implied, as to the information's accuracy or completeness. Furthermore, such information may be incomplete or condensed. Rabee Securities, its affiliates, directors, employees, assigns, agents, and successors bear no liability for any errors or omissions in this publication or for any losses arising from the use of or reliance upon this information. This limitation on liability applies to direct, indirect, consequential, special, punitive, or other damages, as well as damages for loss of profits or business interruption. Investors shall bear all responsibility for investment decisions taken on the basis of the contents of this report. Rabee Securities strongly advises potential investors to seek financial guidance when determining whether an investment is appropriate to their needs. All estimates included in this report constitute Rabee Securities' opinion as of the date published on the report and are subject to change without notice.

Iraqi Dinar Value

(CBI Auction Price: 1166 / Market Exchange Rate: 1240)

Daily Value Traded

IQD500,796,000



The RSISX Performance

	Close	Change	YTD Change
IQD RSISX	1226	-3.5%	-12.0%
USD RSISX	1283	-2.8%	-13.4%

News from Iraq

Politics

- The President of Kurdistan region, Masoud Barzani pledged on Monday, to liberate Sinjar from the control of IS terrorist organization soon, while stressing that he would try to coordinate with Baghdad and Erbil. (Shafaq News)

Economics

- The International Monetary Fund approved a \$1.24bn emergency loan for Iraq Thursday, saying the country needs extra support in the face of the IS insurgency and depressed oil prices. (Al-Arabiya News)

ISX - Company Announcements

- According to the ISX announcement related with the instructions of depositing and trading the bonds, in order to activate the process of issuing the bonds and guarantee the process of their trading, the following instructions will be followed: 1) Instructions of depositing the bonds: a) The bond is deposited to the account of the investor through the investor or through licensed brokerage company. b)The bond is confirmed by the CBI. c)The depository center is responsible for keeping the bonds until the maturity. d)The depository center delivers the bond to the final beneficiary on its maturity and with the same category that was bought. e) In the due date of the bond, the IDC will initially notify the bank which bought the bond and the CBI about the last owner of the bond according to last trading session. 2)Instructions of delivering the bonds: a)The investor is eligible to trade the bond in the daily trading sessions through brokerage companies after depositing it in IDC. b)The trading is resumed based on the category of the bond assuming that one unit equals to the category of the bond: Category of 2,500 one unit, Category of 10,000 one unit, Category of 50,000 one unit, Category of 100,000 one unit. c)The value of the bond is in IQD. d)The limit for the price change of the bond is %10 in each session. e)The commission of the broker is no more than 0.004, and the fee of the ISX will be 0.001. f)Brokerage firms will adopt similar trading and settlement procedures. g)Same trading mechanism which is used for listed stocks will be used for bonds.
- Karbala Hotels (HKAR) will resume trading tomorrow (Aug. 4, 2015).
- National Bank of Iraq (BNOI) resumed trading today (Aug. 3, 2015) after they approved 2014 annual financial results and distributing 2% cash dividend (IQD0.02 price per share). BNOI closed the day at IQD0.73 per share, down by 7.6%.
- Kurdistan Int. Bank (BKUI) will hold its AGM* on Aug. 8, 2015 to discuss and approve 2014 annual financial results and distributing cash dividend. ISX suspended trading of BKUI starting today (Aug. 3).
- Iraqi Date Processing & Marketing (IIDP) will hold its AGM* on Aug. 9, 2015 to discuss and approve 2014 annual financial results. ISX suspended trading of IIDP starting today (Aug. 3).
- The Light Industries (ITLI) will hold its AGM* on Aug. 6, 2015 to discuss and approve 2012 & 2013 annual financial results, increasing its capital through 50% rights issue and electing new board members. ISX suspended trading of ITLI starting today (Aug. 3)

**(Please note that the ex-date for capital increases and dividend distributions is referred to as "Trading Suspension day" which is normally one week before the General Assembly Meetings.)*

Best and Worst Performers

Best Performers	Code	Closing Price(IQD)	% Chg.	Trading Vol. (\$'000)/d
Asiacell Communications PJSC	TASC	7.550	0.7%	21.8
Credit Bank of Iraq	BROI	0.800	0.0%	9.1
Sumer Commercial Bank	BSUC	0.950	0.0%	50.6
Iraqi for Carton Manufact. & Trading	IICM	0.500	0.0%	0.3
Modern Paint Industries	IMPI	1.250	0.0%	3.5

Worst Performers	Code	Closing Price(IQD)	% Chg.	Trading Vol. (\$'000)/d
Elaf Islamic Bank	BELF	0.460	-9.8%	0.0
Gulf Insurance and Reinsurance	NGIR	0.370	-9.8%	0.6
Iraqi Middle East Inv. Bank	BIME	0.580	-7.9%	25.5
National Bank of Iraq	BNOI	0.730	-7.6%	0.5
Babylon Hotel	HBAY	50.000	-7.4%	0.4

Top 5 Traded Volume	Code	Trading Vol. (IQDmn)/d	Trading Vol. (\$'000)/d	Share in total T. Volume
Sumer Commercial Bank	BSUC	62.7	50.6	12.5%
Al Khatem Telecom Company	TZNI	58.7	47.4	11.7%
Bank of Baghdad	BBOB	40.0	32.2	8.0%
Gulf Commercial Bank	BGUC	39.7	32.0	7.9%
Ishtar Hotels	HISH	34.1	27.5	6.8%

Distribution of Trading Volumes by Sectors

Sector	Trading Vol. (IQD mn)/d	Trading Vol. ('000 \$)/d	Share in Total Trading Volume (%)
Telecom Sector	85.8	69.2	17.1%
Banking Sector	275.5	222.2	55.0%
Industry Sector	41.6	33.6	8.3%
Hotels & Tourism Sec.	53.9	43.4	10.8%
Services Sector	23.9	19.3	4.8%
Agriculture Sector	18.6	15.0	3.7%
Insurance Sector	1.5	1.2	0.3%
Investment Sector	-	-	-
Money Transfer Sector	-	-	-
Total	500.8	403.9	100.0%

Daily Transactions in Brief

The RSISX index ended the day at **IQD1,226 (-3.5%) / \$1,283 (-2.8%), (-12.0% YTD and -13.4% YTD, respectively).**

The number of traded shares was **0.4bn** and the trading volume was **IQD0.5bn (\$0.4mn).**

1 out of **37** traded listed stocks' price increased while the prices of **29** stocks decreased, and the price of remaining **7** stocks haven't changed.

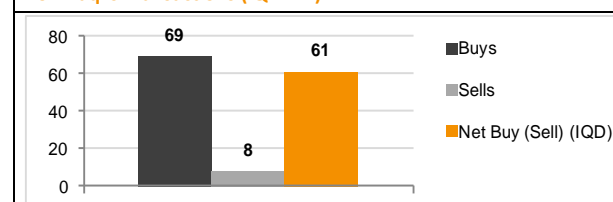
Non Iraqis executed 31 transactions in this session:

Buys: **27** transactions in **5** companies operating in telecom, banking, industry, services and insurance sectors.

Sells: **4** transactions in **1** company operating in telecom sector.

Net purchases: **IQD61mn (\$49K).** Share in total trading volume: **7.7%**

Non Iraqi's Transactions (IQD mn)



Note: Follow Rabee Securities (RS) on Twitter, join Facebook and LinkedIn groups.



Performance of Traded Shares

Company Names	ISX Code	Opening Price (IQD/share)	Price at Session Close (IQD/share)	Previous Closing Price (IQD/share)	Change in Closing Price	Highest Price (IQD/share)	Lowest Price (IQD/share)	No. of Trades (#/d)	No. of Traded Shares (mn)/d	Trading Vol. (IQDmn) /d	Avg. daily trading vol. ('000 \$)*	Mcap (\$mn)	Last Fin. **	P/E (Last)	P/BV (Last)
Telecom Sector															
Asiacell Communications PJSC***	TASC	7.45	7.55	7.50	0.7%	7.55	7.45	16	4	27	22.6	1,887.5	3M15	9.0	1.2
Al Khatem Telecom Company	TZNI	3.80	3.90	3.90	0.0%	3.90	3.80	19	15	59	24.6	5,755.0	3M15	29.2	2.9
Telecom Sector Total								35	19	86		7,642.5			
Banking Sector															
Ashur International Bank	BASH	0.52	0.52	0.54	-3.7%	0.52	0.52	1	2	1	21.8	104.8	3M15	14.2	0.5
Babylon Bank***	BBAY	0.38	0.37	0.39	-5.1%	0.38	0.36	17	49	18	8.5	74.6	3M15	40.9	0.5
Bank of Baghdad	BBOB	1.36	1.34	1.38	-2.9%	1.36	1.33	30	30	40	128.4	270.2	6M15	9.4	1.1
Commercial Bank of Iraq	BCOI	0.69	0.69	0.70	-1.4%	0.69	0.69	8	40	28	13.9	139.1	3M15	19.6	0.6
Dijlah & Furat Bank***	BDFD	0.39	0.39	0.40	-2.5%	0.39	0.39	1	0	0	0.1	78.6	6M15	75.3	0.8
Dar Es Salaam Inv. Bank	BDSI	-	Suspend/GA	0.91	-	-	-	-	-	-	8.2	110.1	6M15	9.1	0.7
Economy Bank	BEFI	-	Suspend/ISC	0.72	-	-	-	-	-	-	-	145.2	3M14	23.3	0.8
Elaf Islamic Bank	BELF	0.46	0.46	0.51	-9.8%	0.46	0.46	1	0	0	0.6	74.2	3M15	40.1	0.5
Gulf Commercial Bank	BGUC	0.74	0.73	0.75	-2.7%	0.74	0.72	21	55	40	187.0	176.6	3M15	7.5	0.6
Investment Bank of Iraq	BIBI	0.86	0.86	0.87	-1.1%	0.86	0.86	15	34	30	35.0	173.4	6M15	11.6	0.7
Iraqi Islamic Bank	BIIB	-	no trade	0.72	-	-	-	-	-	-	77.3	145.2	6M15	51.4	0.7
Iraqi Middle East Bank	BIME	0.60	0.58	0.63	-7.9%	0.61	0.58	22	53	32	34.1	116.9	6M15	18.5	0.5
Kurdistan Int. Bank	BKUI	-	Suspend/GA	1.69	-	-	-	-	-	-	12.0	545.2	3M15	18.3	1.4
Mosul Bank	BMFI	0.35	0.35	0.37	-5.4%	0.35	0.35	3	1	0	32.2	71.3	6M15	-	0.3
Al-Mansour Bank	BMNS	0.89	0.89	0.90	-1.1%	0.89	0.89	7	4	4	21.3	179.4	3M15	11.6	0.8
National Islamic Bank	BNAI	-	no trade	1.20	-	-	-	-	-	-	50.7	242.9	3M15	12.4	1.0
National Bank of Iraq	BNOI	0.72	0.73	0.79	-7.6%	0.73	0.72	2	1	1	1.4	147.2	6M15	39.0	0.7
North Bank	BNOR	0.55	0.55	0.59	-6.8%	0.55	0.55	2	3	1	34.2	133.1	3M15	11.7	0.5
Credit Bank of Iraq	BROI	0.80	0.80	0.80	0.0%	0.80	0.80	6	14	11	17.6	161.3	3M15	14.3	0.7
Sumer Commercial Bank	BSUC	0.95	0.95	0.95	0.0%	0.95	0.95	4	66	63	17.4	191.5	6M15	88.9	0.9
Trans Iraq Bank For Investment (NR)	BTRI	-	no trade	1.00	-	-	-	-	-	-	-	212.9	6M15	19.6	1.0
United Bank	BUND	0.53	0.52	0.54	-3.7%	0.53	0.52	13	12	6	21.2	125.8	6M15	12.1	0.5
Union Bank	BUOI	0.80	0.77	0.80	-3.8%	0.80	0.77	2	2	2	3.1	156.5	3M15	-	0.7
Banking Sector Total								155	366	275		3,775.9			

Performance of Traded Shares

Company Names	ISX Code	Opening Price (IQD/share)	Price at Session Close (IQD/share)	Previous Closing Price (IQD/share)	Change in Closing Price	Highest Price (IQD/share)	Lowest Price (IQD/share)	No. of Trades (#/d)	No. of Traded Shares (mn)/d	Trading Vol. (IQDmn) /d	Avg. daily trading vol. ('000 \$)*	Mcap (\$mn)	Last Fin.**	P/E (Last)	P/BV (Last)
Industry Sector															
Baghdad for Packing Materials	IBPM	-	no trade	1.85	-	-	-	-	-	-	0.5	1.6	6M15	-	1.9
Baghdad Soft Drinks	IBSD	2.53	2.45	2.56	-4.3%	2.53	2.45	34	10	25	87.3	262.8	6M15	14.9	1.6
Electronic Industries	IELI	-	no trade	1.00	-	-	-	-	-	-	1.3	14.5	3M15	-	0.8
Fallujah for Construction Mat.	IFCM	-	Suspend/ISC	1.51	-	-	-	-	-	-	1.2	3.8	9M13	87.4	1.6
Nationality Househ. Furniture	IHFI	-	Suspend/ISC	0.90	-	-	-	-	-	-	-	0.9	3M14	-	0.6
Al-Hilal Industries	IHLI	0.62	0.63	0.65	-3.1%	0.63	0.62	2	2	1	2.7	6.3	3M15	-	-
Iraqi for Carton Manufact. & Trading	IICM	0.50	0.50	0.50	0.0%	0.50	0.50	4	1	0	0.1	3.1	3M15	-	-
Iraqi Date Processing&Mark.	IIDP	-	Suspend/GA	1.60	-	-	-	-	-	-	10.4	22.3	3M15	35.5	1.4
Iraqi Engineering Works	IIEW	-	no trade	1.00	-	-	-	-	-	-	0.9	1.2	3M15	-	0.9
Iraqi For Tufted Carpets	IITC	-	no trade	3.80	-	-	-	-	-	-	0.2	1.5	3M15	10.7	0.9
Al-Khazer for Construction M.	IKHC	-	no trade	1.80	-	-	-	-	-	-	0.0	1.6	9M13	48.4	1.5
AL- Kindi of Veterinary Vac.	IKLV	1.05	1.05	1.10	-4.5%	1.05	1.05	1	0	0	4.3	5.0	3M15	-	1.0
Al-Mansour Pharma. Ind.	IMAP	0.93	0.91	0.93	-2.2%	0.93	0.90	14	11	10	5.8	4.7	3M15	11.7	0.8
Modern Chemical Industries(NR)	IMCI	-	no trade	85.00	-	-	-	-	-	-	0.0	12.3	3M15	109.4	3.0
Modern Construction Mat.	IMCM	-	Suspend/ISC	0.47	-	-	-	-	-	-	0.0	2.0	9M13	-	0.5
Metallic Ind. and Bicycles	IMIB	-	no trade	0.72	-	-	-	-	-	-	0.1	4.4	3M15	-	3.5
Modern Sewing	IMOS	-	Suspend/GA	3.10	-	-	-	-	-	-	0.5	2.3	3M15	32.4	2.7
Modern Paint Industries	IMPI	1.21	1.25	1.25	0.0%	1.25	1.21	10	4	4	2.4	9.3	3M15	-	2.0
National Chemical Industries	INCP	-	no trade	0.71	-	-	-	-	-	-	7.1	8.7	3M15	-	2.1
North Soft Drinks	INSD	-	Suspend/ISC	0.35	-	-	-	-	-	-	-	11.7	3M13	-	0.4
Ready Made Clothes	IRMC	-	Suspend/GA	5.39	-	-	-	-	-	-	0.5	6.9	3M15	-	5.1
The Light Industries	ITLI	-	Suspend/GA	0.70	-	-	-	-	-	-	3.8	9.5	3M15	-	-
Industry Sector Total								65	28	42		396.4			
Hotels & Tourism Sector															
Ashour Hotel	HASH	-	Suspend/ISC	5.60	-	-	-	-	-	-	0.4	1.7	3M14	4.8	9.4
Baghdad Hotel	HBAG	-	no trade	7.91	-	-	-	-	-	-	2.1	24.5	3M15	10.4	6.6
Babylon Hotel***	HBAY	50.00	50.00	54.00	-7.4%	50.00	50.00	2	0	1	8.5	80.6	3M15	-	-
Ishtar Hotels	HISH	21.25	22.00	22.30	-1.3%	22.00	21.25	12	2	34	21.4	39.9	3M15	-	8.2
Karbala Hotels	HKAR	-	Suspend/ISC	1.80	-	-	-	-	-	-	2.3	7.3	FY14	64.8	1.6
Mansour Hotel	HMAN	-	no trade	22.30	-	-	-	-	-	-	3.4	52.6	9M14	-	52.1
National for Tourist Invest.	HNTI	13.75	13.51	13.85	-2.5%	13.75	13.51	14	1	19	1.6	59.2	3M15	79.4	9.7
Palestine Hotel	HPAL	-	no trade	12.45	-	-	-	-	-	-	9.2	44.9	6M15	12.7	5.9
Al-Sadeer Hotel	HSAD	-	no trade	21.25	-	-	-	-	-	-	2.1	21.2	6M15	-	25.8
Mosul Dam Tourist Village	HTVM	-	Suspend/ISC	5.00	-	-	-	-	-	-	0.5	1.0	3M14	33.4	-
Hotel&Tourism Sector Total								28	3	54		332.9			

Source: Iraq Stock Exchange

Performance of Traded Shares

Company Names	ISX Code	Opening Price (IQD/share)	Price at Session Close (IQD/share)	Previous Closing Price (IQD/share)	Change in Closing Price	Highest Price (IQD/share)	Lowest Price (IQD/share)	No. of Trades (#/d)	No. of Traded Shares (mn)/d	Trading Vol. (IQDmn) /d	Avg. daily trading vol. ('000 \$)*	Mcap (\$mn)	Last Fin.**	P/E (Last)	P/BV (Last)
Services Sector															
Al-Ameen Estate Inv.(NR)	SAEI	-	no trade	0.50	-	-	-	-	-	-	0.0	2.8	6M15	-	0.5
AL-Badia for General Trans	SBAG	1.21	1.21	1.25	-3.2%	1.21	1.21	1	2	2	4.4	2.1	6M15	-	0.7
Baghdad Motor Cars Servicing	SBMC	-	Suspend/ISC	1.69	-	-	-	-	-	-	-	1.5	9M12	4.9	1.0
Baghdad Passengers Transport	SBPT	20.75	20.75	21.01	-1.2%	20.75	20.75	2	0	2	4.5	16.7	3M15	17.1	13.0
Iraqi for General Transp.***	SIGT	1.59	1.59	1.59	0.0%	1.59	1.59	3	1	1	16.4	5.0	6M15	-	-
Iraqi Land Transport	SILT	1.64	1.64	1.64	0.0%	1.64	1.64	2	1	2	11.0	18.5	3M15	4.9	1.2
Kharkh Tour Amuzement City	SKTA	7.40	7.38	7.50	-1.6%	7.40	7.35	12	1	11	27.4	6.0	6M15	59.4	6.1
Al-Mosul for Funfairs	SMOF	-	Suspend/ISC	14.52	-	-	-	-	-	-	-	4.7	3M14	5.0	2.5
Mamoura Realestate Inv.***	SMRI	3.90	3.90	4.05	-3.7%	3.95	3.90	7	2	6	31.2	60.4	3M15	82.4	4.0
AL-Nukhba for Construction***	SNUC	-	no trade	0.81	-	-	-	-	-	-	1.1	3.3	6M15	194.0	1.6
Services Sector Total								27	7	24		121.0			
Agriculture Sector															
Al-Ahliya for Agricultural Prod.	AAHP	-	Suspend/GA	1.20	-	-	-	-	-	-	0.0	0.6	9M14	-	3.2
Iraqi Agr. Prod. Mark. Meat	AIPM	-	no trade	4.25	-	-	-	-	-	-	1.3	15.4	3M15	-	2.9
Iraqi Agricultural Products	AIRP	-	no trade	7.60	-	-	-	-	-	-	0.6	2.2	3M15	22.5	1.0
Iraqi for Seed Production	AISP	5.80	5.80	5.95	-2.5%	5.80	5.61	24	3	19	14.8	35.1	FY13	4.7	2.9
Modern Animal & Agr. Production	AMAP	-	no trade	0.61	-	-	-	-	-	-	0.3	1.9	3M15	29.7	0.5
Middle East for Prod.- Fish	AMEF	-	Suspend/GA	7.36	-	-	-	-	-	-	0.0	1.8	FY14	14.3	1.4
Agriculture Sector Total								24	3	19		57.0			
Insurance Sector															
AHliya For Insurance	NAHF	-	no trade	0.65	-	-	-	-	-	-	0.1	1.3	3M15	5.8	0.6
Al-Ameen for Insurance	NAME	0.97	0.95	0.97	-2.1%	0.97	0.95	3	1	1	2.3	3.8	3M15	11.9	1.2
Dar Al-Salam for Insurance***	NDSA	-	no trade	1.20	-	-	-	-	-	-	0.1	3.4	6M15	8.7	0.8
Gulf Insurance&Reinsurance***	NGIR	0.37	0.37	0.41	-9.8%	0.37	0.37	1	2	1	0.5	1.5	3M15	-	1.0
Al-Hamraa for Insurance (NR)	NHAM	-	no trade	0.64	-	-	-	-	-	-	0.0	2.6	3M15	2.6	0.5
Insurance Sector Total								4	3	2		12.6			
Investment Sector															
Al-Ameen Financial Inv. (NR)	VAMF	-	no trade	1.70	-	-	-	-	-	-	0.0	1.4	6M15	-	2.1
AL- Batek Investment(NR)	VBAT	-	no trade	0.80	-	-	-	-	-	-	-	0.6	6M15	-	0.6
Al-Khair for Financial Inv. (NR)	VKHF	-	Suspend/ISC	0.38	-	-	-	-	-	-	-	2.1	FY14	-	0.4
Bain Al-Nahrain Financial Inv.(NR)	VMES	-	no trade	1.00	-	-	-	-	-	-	-	0.8	3M15	-	1.0
AL-Wiaam for Financial Inv.	VWIF	-	no trade	0.89	-	-	-	-	-	-	0.0	1.4	3M15	-	1.0
Al-Zawraa for Financial Inv.	VZAF	-	no trade	0.63	-	-	-	-	-	-	0.0	0.6	6M15	-	0.6
Investment Sector Total								-	-	-		7.0			

Source: Iraq Stock Exchange

Performance of Traded Shares

Company Names	ISX Code	Opening Price (IQD/share)	Price at Session Close (IQD/share)	Previous Closing Price (IQD/share)	Change in Closing Price	Highest Price (IQD/share)	Lowest Price (IQD/share)	No. of Trades (#/d)	No. of Traded Shares (mn)/d	Trading Vol. (IQDmn) /d	Avg. daily trading vol. ('000 \$)*	Mcap (\$mn)	Last Fin.**	P/E (Last)	P/BV (Last)
Money Transfer Sector															
Al-Harir for Money Transfer(NR)	MTAH	-	no trade		-	-	-	-	-	-	-	-	3M15	-	-
Al-Taif Money Transfer(NR)	MTAI	-	no trade	2.75	-	-	-	-	-	-	0.0	84.3	3M15	152.6	2.3
Al Muhej Money Transfer(NR)	MTAM	-	no trade		-	-	-	-	-	-	-	-	FY14	-	-
Al-Iraqia For Money Transfer(NR)	MTIR	-	no trade		-	-	-	-	-	-	-	-	FY14	-	-
Al-Manafaa Co. for Money Transfer(NR)	MTMA	-	no trade		-	-	-	-	-	-	-	-	FY14	-	-
Mouta for Remittance(NR)	MTMO	-	no trade		-	-	-	-	-	-	-	-	FY14	-	-
Al-Motaman For Money Transfer(NR)	MTMT	-	no trade		-	-	-	-	-	-	-	-	9M14	-	-
Al-Nibal Al Arabyia for Money Transfer(NR)	MTNI	-	no trade		-	-	-	-	-	-	-	-	FY14	-	-
Alnoor for Money Transfer(NR)	MTNN	-	no trade		-	-	-	-	-	-	-	-	3M15	-	-
Nobles for Money Transfer(NR)	MTNO	-	no trade		-	-	-	-	-	-	-	-	FY14	-	-
Al-Rabita Al-Maliya Co.(NR)	MTRA	-	no trade		-	-	-	-	-	-	-	-	3M15	-	-
Sama Baghdad Finance Transfer(NR)	MTSB	-	no trade		-	-	-	-	-	-	-	-	3M15	-	-
United Arab Money Transfer(NR)	MTUA	-	no trade		-	-	-	-	-	-	-	-	6M15	-	-
Al-Waeel for Money Transfer(NR)	MTWA	-	no trade		-	-	-	-	-	-	-	-	3M15	-	-
Money Transfer Sector Total												84.3			
Grand Total								338	429	501		12,429.5			

Source: Iraq Stock Exchange

*Average data was calculated according to recent six months, by dividing the total daily trading volume (excluding two highest trading vol.) to total number of trading days (excluding the No. of days share were suspended due to GA or by ISC).

** Last Financials: The date of the most recent financial statements.

P/E (Last): While calculating P/E (Last), we divided "Current Mcap" to "trailing net profit" when the recently announced financial statements are for the interim period. For the companies which trailing profit cannot be calculated due to lack of information, we divided "Current Mcap" to "annualized YTD profit," while calculating P/E (Last). We adjusted unaudited profit before tax values by deducting 15% income tax, while calculating annualized YTD profit.

P/BV (Last): Calculated by dividing "Current Mcap" to "BV in its Last Financials".

***When the original shares resume trading, we start using the number of shares that the company will reach after the capital increase with the assumption that the capital increase was reflected to the price of the shares. We use the new capital in calculating Mcap.

Note: "Suspend/ISC" companies are not trading due to ISC Instructions.

"Suspend/GA" companies are not trading due to General Assembly Meetings.

"(NR)": These are the companies which are trading in the Non-Regular market (in compliance with Iraq Securities Commission law numbered 132/9 on 20/12/2012). These companies were moved to the secondary market (non-regular) because of the decrease in their trading volume and the number of days that these companies are being traded for. Please note, according to the Regulations of the Secondary Market, in each trading session, the average share price will be calculated for each share. The maximum increase and decrease of +/- 20% will be based on the average price in the previous session. The price should be valid during three effective trading sessions after the listing, and it will be free in the first trading session after capital increasing.

"We use the FX rate given by the bank that Rabee Securities makes its banking transactions while calculating the dollar values in our research reports instead of CBI market FX rate to be more conservative."

For any inquiries, contact:

Research

Aysegul Ozge Ozgur - SVP, Head of Research (aozgur@rs.iq)

Tugba Tan, Analyst (ttan@rs.iq)

research@rs.iq

Tel: +90 212 219 2524

Mob: +90 539 456 4566

Trading

traders@rs.iq

Tel: +964 727 002 0407


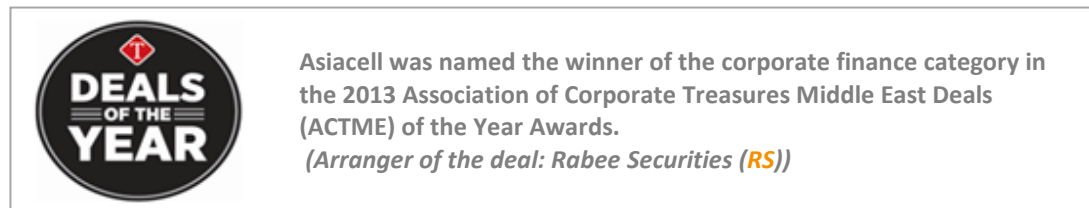
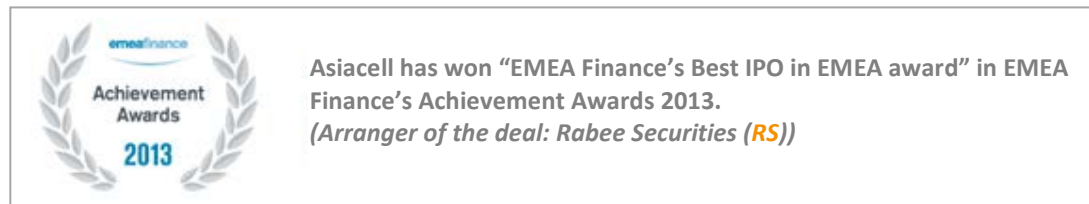
Info

info@rs.iq

Tel: +964 (790) 133 1492

RS Bloomberg page: <RSIQ>

RS Website: RS.IQ



Baghdad HQ

903/14/19
Karada, Baghdad, Iraq
Tel: +964 727 002 0407

Erbil

Italian Village offices
Office No: 32, Erbil, Iraq
Mob: +964 770 493 9999

Suleymani

Rand Gallery
Office No: 9, Floor:3 , Suleymani, Iraq
Mob: +964 770 651 9944

Istanbul Rep. Office

Halaskargazi cad. No: 103/7A
Osmanbey, Istanbul, Turkey
Tel: +90 212 219 2524
Mob: +90 539 456 4566

DISCLAIMER

This publication may not be reproduced, modified, or re-disseminated in whole or in part without the prior written permission of Rabee Securities. The information provided herein is of a general nature and for informational purposes only and is not intended to serve as an offer or solicitation with respect to the purchase or sale of any security, or as a recommendation to adopt any particular trading strategy. Such information is subject to change without prior notice. Although Rabee Securities obtains information from sources it considers reliable, Rabee Securities makes no representations or warranties, express or implied, as to the information's accuracy or completeness. Furthermore, such information may be incomplete or condensed. Rabee Securities, its affiliates, directors, employees, assigns, agents, and successors bear no liability for any errors or omissions in this publication or for any losses arising from the use of or reliance upon this information. This limitation on liability applies to direct, indirect, consequential, special, punitive, or other damages, as well as damages for loss of profits or business interruption. Investors shall bear all responsibility for investment decisions taken on the basis of the contents of this report. Rabee Securities strongly advises potential investors to seek financial guidance when determining whether an investment is appropriate to their needs. All estimates included in this report constitute Rabee Securities' opinion as of the date published on the report and are subject to change without notice.