

**For any inquiries, contact:**

**Research**

Aysegul Ozge Ozgur - SVP, Head of Research ([aozgur@rs.iq](mailto:aozgur@rs.iq))  
Tugba Tan, Analyst ([ttan@rs.iq](mailto:ttan@rs.iq))  
[research@rs.iq](mailto:research@rs.iq)

**Trading**

[traders@rs.iq](mailto:traders@rs.iq)  
Address: 903/14/19  
Karada  
Baghdad-Iraq  
Tel: +964 (0) 727 002 0407  
[info@rs.iq](mailto:info@rs.iq)

**RS Website: RS.IQ**

**RS Bloomberg page: <RSIQ>**

**Closing prices for the shares traded on the ISX are now available on Bloomberg.**

**DISCLAIMER**

This publication may not be reproduced, modified, or re-disseminated in whole or in part without the prior written permission of Rabee Securities. The information provided herein is of a general nature and for informational purposes only and is not intended to serve as an offer or solicitation with respect to the purchase or sale of any security, or as a recommendation to adopt any particular trading strategy. Such information is subject to change without prior notice. Although Rabee Securities obtains information from sources it considers reliable, Rabee Securities makes no representations or warranties, express or implied, as to the information's accuracy or completeness. Furthermore, such information may be incomplete or condensed. Rabee Securities, its affiliates, directors, employees, assigns, agents, and successors bear no liability for any errors or omissions in this publication or for any losses arising from the use of or reliance upon this information. This limitation on liability applies to direct, indirect, consequential, special, punitive, or other damages, as well as damages for loss of profits or business interruption. Investors shall bear all responsibility for investment decisions taken on the basis of the contents of this report. Rabee Securities strongly advises potential investors to seek financial guidance when determining whether an investment is appropriate to their needs. All estimates included in this report constitute Rabee Securities' opinion as of the date published on the report and are subject to change without notice.

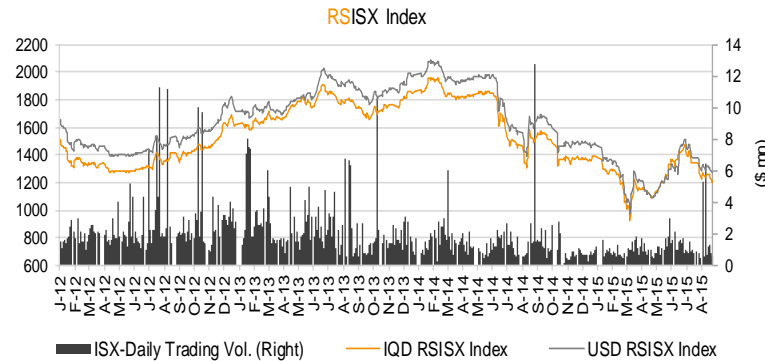
**Daily Bulletin / Tuesday**

**Iraqi Dinar Value**

(CBI Auction Price: 1166 / Market Exchange Rate: 1230)

**Daily Value Traded**

**IQD760,434,000**



**The RSISX Performance**

	Close	Change	YTD Change
<b>IQD RSISX</b>	1211	0.4%	-13.1%
<b>USD RSISX</b>	1278	0.4%	-13.8%

**News from Iraq**

**Politics**

- The Ministry of Planning announced Tuesday, that the number of Iraq's population reached 36mn in 2014, indicating that males ratio amounted 51%, while the female ratio was 49%, pointing out that Baghdad population reached 7.6mn people, while the province of Muthanna was less populated than other provinces. (Iraqi News)
- Prime Minister Haider al-Abadi is to issue a decree which includes merging Ministries and Commissions, informed source said on Tuesday. The source added "Abadi is to merge ministries among them electricity and oil ones. (AllIraq News)

**Economics**

- Iraq has paid foreign oil companies \$9bn in remaining arrears for 2014 and was paying outstanding fees for 2015 in stages until the beginning of next year, its oil minister said. (Zawya)
- Iraq's oil ministry said on Monday that the autonomous Kurdistan region had contributed less than half the agreed volumes of crude oil to national exports since the start of the year. The oil ministry said Kurdish oil exports so far this year had dropped to an average of 241K bpd in August, compared with about 328K bpd as end of March. (Zawya)
- Iraq's Ambassador to Iran, Rajeh Saber Aboud al-Moussavi, has said that Tehran and Baghdad are in talks on investment in the joint Azadegan oilfield. The field was discovered in 1999, and has reserves estimated at 33bn barrels. It is already producing 50K barrels of oil per day, and is currently being developed to produce 75K bpd. Once fully operational, the field is expected to produce 150K bpd. (Iraq Business News)
- Korea Gas Corp (KOGAS) will invest KRW5.87trln (\$4.91bn) in the Iraqi Zubair oil development and production business, the state-run South Korean gas company said in a filing to the stock exchange. This investment is part of the total \$19.4bn capital expenditure required for the project, the company said, adding it had invested \$370mn in the first half of 2015. (Zawya)

**ISX - Company Announcements**

- Investment Bank of Iraq (BIBI) will hold its AGM\* on Sep. 5, 2015 to discuss and approve 2014 annual financial results, electing new board members and distributing cash dividend. ISX will suspend trading of BIBI starting on Aug. 28, 2015.

*\*(Please note that the ex-date for capital increases and dividend distributions is referred to as "Trading-Suspension day" which is normally one week before the General Assembly Meetings.)*

**Best and Worst Performers**

Best Performers	Code	Closing Price(IQD)	% Chg.	Trading Vol. (\$'000)/d
Dijlah & Furat Bank	BDFD	0.390	8.3%	1.1
Bank of Baghdad	BBOB	1.450	2.8%	197.1
Iraqi Land Transport	SILT	1.450	2.8%	6.4
Iraqi Agr. Products Mark. Meat	AIPM	4.000	2.6%	3.0
Iraqi Middle East Inv. Bank	BIME	0.550	1.9%	15.2

Worst Performers	Code	Closing Price(IQD)	% Chg.	Trading Vol. (\$'000)/d
National Bank of Iraq	BNOI	0.700	-9.1%	2.7
Babylon Hotel	HBAY	35.000	-7.9%	3.3
Baghdad Passengers Transport	SBPT	20.000	-2.4%	6.8
Mansour Bank	BMNS	0.840	-2.3%	13.1
Kharkh Tour Amusement City	SKTA	6.510	-2.3%	50.4

Top 5 Traded Volume	Code	Trading Vol. (IQDmn)/d	Trading Vol. (\$'000)/d	Share in total T. Volume
Bank of Baghdad	BBOB	242.5	197.1	31.9%
Baghdad Soft Drinks	IBSD	82.7	67.2	10.9%
Iraqi for Seed Production	AISP	69.0	56.1	9.1%
Mamoura Realstate	SMRI	64.9	52.8	8.5%
Kharkh Tour Amusement City	SKTA	61.9	50.4	8.1%

**Distribution of Trading Volumes by Sectors**

Sector	Trading Vol. (IQD mn)/d	Trading Vol. ('000 \$)/d	Share in Total Trading Volume (%)
Telecom Sector	25.3	20.6	3.3%
Banking Sector	400.1	325.3	52.6%
Industry Sector	93.4	76.0	12.3%
Hotels & Tourism Sec.	8.2	6.7	1.1%
Services Sector	160.5	130.5	21.1%
Agriculture Sector	72.7	59.1	9.6%
Insurance Sector	0.2	0.1	0.0%
Investment Sector	-	-	-
Money Transfer Sector	-	-	-
<b>Total</b>	<b>760.4</b>	<b>618.2</b>	<b>100.0%</b>

### Daily Transactions in Brief

The RSISX index ended the day at **IQD1,211 / \$1,278 (+0.4%)**, (-13.1% YTD and -13.8% YTD, respectively).

The number of traded shares was **519mn** and the trading volume was **IQD760mn (\$618K)**.

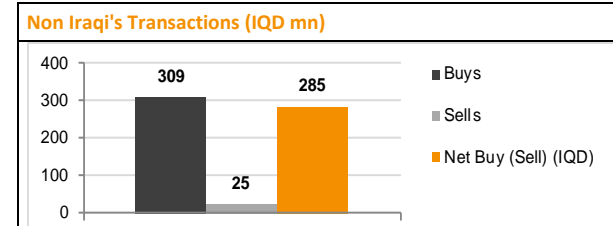
**7** out of **33** traded listed stocks' price increased while the prices of **11** stocks decreased, and the price of remaining **15** stocks haven't changed.

#### Non Iraqis executed 99 transactions in this session:

Buys: **76** transactions in **8** companies operating in telecom, banking, industry and services sectors.

Sells: **23** transactions in **3** companies operating in telecom and hotel&tourism sectors.

Net purchases: **IQD284.8mn (\$232K)**. Share in total trading volume: **22.0%**



Note: Follow Rabee Securities (RS) on Twitter, join Facebook and LinkedIn groups.



### Performance of Traded Shares

Company Names	ISX Code	Opening Price (IQD/share)	Price at Session Close (IQD/share)	Previous Closing Price (IQD/share)	Change in Closing Price	Highest Price (IQD/share)	Lowest Price (IQD/share)	No. of Trades (#/d)	No. of Traded Shares (mn)/d	Trading Vol. (IQDmn) /d	Avg. daily trading vol. ('000 \$)*	Mcap (\$mn)	Last Fin.**	P/E (Last)	P/BV (Last)
<b>Telecom Sector</b>															
Asiacell Communications PJSC	TASC	7.20	7.10	7.25	-2.1%	7.20	7.10	20	2	15	25.1	1,789.4	3M15	8.4	1.2
Al Khatem Telecom Company	TZNI	3.69	3.70	3.70	0.0%	3.70	3.69	5	3	10	17.3	5,504.2	3M15	27.7	2.8
<b>Telecom Sector Total</b>								<b>25</b>	<b>5</b>	<b>25</b>		<b>7,293.7</b>			
<b>Banking Sector</b>															
Ashur International Bank	BASH	-	no trade	0.51	-	-	-	-	-	-	21.5	103.7	6M15	23.3	0.5
Babylon Bank***	BBAY	-	Suspend/ISC	0.44	-	-	-	-	-	-	10.2	89.4	6M15	28.9	0.6
Bank of Baghdad	BBOB	1.37	1.45	1.41	2.8%	1.45	1.37	48	172	242	172.8	294.7	6M15	10.1	1.1
Commercial Bank of Iraq	BCOI	0.67	0.69	0.70	-1.4%	0.70	0.66	19	57	39	14.4	140.2	3M15	19.6	0.6
Dijlah & Furat Bank***	BDFD	0.39	0.39	0.36	8.3%	0.39	0.39	4	3	1	0.2	79.3	6M15	74.3	0.8
Dar Es Salaam Inv. Bank	BDSI	-	Suspend/GA & ISC	0.91	-	-	-	-	-	-	9.8	111.0	6M15	9.1	0.7
Economy Bank	BEFI	-	Suspend/ISC	0.72	-	-	-	-	-	-	-	146.3	3M14	23.3	0.8
Elaf Islamic Bank	BELF	-	Suspend/ISC	0.55	-	-	-	-	-	-	0.6	89.4	3M15	48.0	0.6
Gulf Commercial Bank	BGUC	0.69	0.69	0.70	-1.4%	0.70	0.68	14	31	22	187.9	168.3	6M15	10.1	0.6
Investment Bank of Iraq	BIBI	0.84	0.84	0.84	0.0%	0.84	0.84	13	14	12	42.6	170.7	6M15	11.3	0.7
Iraqi Islamic Bank	BIIB	-	Suspend/GA	0.73	-	-	-	-	-	-	80.9	148.4	6M15	52.2	0.7
Iraqi Middle East Bank	BIME	0.53	0.55	0.54	1.9%	0.55	0.53	17	35	19	36.1	111.8	6M15	17.5	0.5
Kurdistan Int. Bank	BKUI	-	no trade	1.60	-	-	-	-	-	-	12.0	520.3	6M15	16.1	1.3
Mosul Bank	BMFI	0.37	0.37	0.37	0.0%	0.37	0.35	12	42	15	32.3	76.0	6M15	-	0.4
Al-Mansour Bank	BMNS	0.84	0.84	0.86	-2.3%	0.85	0.84	5	19	16	21.0	170.7	6M15	11.4	0.8
National Islamic Bank	BNAI	1.10	1.20	1.20	0.0%	1.20	1.10	5	10	11	45.5	244.9	3M15	12.4	1.0
National Bank of Iraq	BNOI	0.72	0.70	0.77	-9.1%	0.72	0.70	4	5	3	1.3	142.3	6M15	37.4	0.7
North Bank	BNOR	-	Suspend/ISC	0.65	-	-	-	-	-	-	37.4	158.5	6M15	17.6	0.6
Credit Bank of Iraq	BROI	0.76	0.76	0.76	0.0%	0.76	0.76	6	2	2	18.6	154.5	6M15	12.6	0.6
Sumer Commercial Bank	BSUC	0.95	0.95	0.95	0.0%	0.95	0.95	3	17	16	21.3	193.1	6M15	88.9	0.9
Trans Iraq Bank For Investment (NR)	BTRI	-	no trade	1.00	-	-	-	-	-	-	-	214.6	6M15	19.6	1.0
United Bank	BUND	0.47	0.48	0.48	0.0%	0.49	0.47	7	4	2	28.1	117.1	6M15	11.2	0.4
Union Bank	BUOI	-	no trade	0.84	-	-	-	-	-	-	2.9	172.1	6M15	-	0.8
<b>Banking Sector Total</b>								<b>157</b>	<b>411</b>	<b>400</b>		<b>3,817.3</b>			

Source: Iraq Stock Exchange

## Performance of Traded Shares

Company Names	ISX Code	Opening Price (IQD/share)	Price at Session Close (IQD/share)	Previous Closing Price (IQD/share)	Change in Closing Price	Highest Price (IQD/share)	Lowest Price (IQD/share)	No. of Trades (#/d)	No. of Traded Shares (mn)/d	Trading Vol. (IQDmn)/d	Avg. daily trading vol. ('000 \$)*	Mcap (\$mn)	Last Fin.**	P/E (Last)	P/BV (Last)
<b>Industry Sector</b>															
Baghdad for Packing Materials	IBPM	-	no trade	1.85	-	-	-	-	-	-	0.5	1.6	6M15	-	1.9
Baghdad Soft Drinks	IBSD	2.30	2.36	2.36	0.0%	2.36	2.28	52	35	83	92.8	255.2	6M15	14.3	1.5
Electronic Industries	IELI	-	Suspend/ISC	1.01	-	-	-	-	-	-	1.4	14.8	6M15	-	0.9
Fallujah for Construction Mat.	IFCM	-	Suspend/ISC	1.51	-	-	-	-	-	-	1.3	3.8	9M13	87.4	1.6
Nationality Househ. Furniture	IHFI	-	Suspend/ISC	0.90	-	-	-	-	-	-	-	0.9	3M14	-	0.6
Al-Hilal Industries	IHLI	-	no trade	0.60	-	-	-	-	-	-	2.5	6.0	6M15	-	-
Iraqi for Carton Manufact. & Trading	IICM	-	no trade	0.48	-	-	-	-	-	-	0.1	3.0	6M15	-	-
Iraqi Date Processing&Mark.	IIDP	1.34	1.34	1.34	0.0%	1.34	1.34	5	2	3	11.9	18.8	6M15	29.8	1.1
Iraqi Engineering Works	IIEW	-	no trade	0.81	-	-	-	-	-	-	0.8	1.0	6M15	-	0.8
Iraqi For Tufted Carpets	IITC	-	no trade	3.80	-	-	-	-	-	-	0.3	1.5	3M15	10.7	0.9
Al -Khazer for Construction M.	IKHC	-	no trade	1.80	-	-	-	-	-	-	0.0	1.6	9M13	48.4	1.5
AL- Kindi of Veterinary Vac.	IKLV	-	Suspend/ISC	1.15	-	-	-	-	-	-	4.1	5.6	3M15	-	1.1
Al-Mansour Pharma. Ind.	IMAP	0.84	0.84	0.84	0.0%	0.84	0.83	8	2	2	6.9	4.4	6M15	10.8	0.7
Modern Chemical Industries(NR)	IMCI	-	no trade	85.00	-	-	-	-	-	-	0.0	12.4	3M15	109.4	3.0
Modern Construction Mat.	IMCM	-	Suspend/ISC	0.47	-	-	-	-	-	-	0.0	2.1	9M13	-	0.5
Metallic Ind. and Bicycles	IMIB	-	no trade	0.60	-	-	-	-	-	-	0.2	3.7	3M15	-	2.9
Modern Sewing***	IMOS	2.65	2.65	2.65	0.0%	2.65	2.65	3	1	4	0.6	2.2	6M15	30.8	2.6
Modern Paint Industries	IMPI	-	Suspend/ISC	1.25	-	-	-	-	-	-	2.5	9.4	3M15	-	2.0
National Chemical Industries	INCP	0.69	0.68	0.67	1.5%	0.69	0.68	2	1	1	6.8	8.4	3M15	-	2.0
North Soft Drinks	INSD	-	Suspend/ISC	0.35	-	-	-	-	-	-	-	11.8	3M13	-	0.4
Ready Made Clothes	IRMC	5.50	5.40	5.50	-1.8%	5.50	5.20	7	0	1	0.5	7.0	3M15	-	5.1
The Light Industries	ITLI	-	Suspend/GA	0.70	-	-	-	-	-	-	4.4	9.6	6M15	-	-
<b>Industry Sector Total</b>								<b>77</b>	<b>43</b>	<b>93</b>		<b>384.7</b>			
<b>Hotels &amp; Tourism Sector</b>															
Ashour Hotel	HASH	-	Suspend/ISC	5.60	-	-	-	-	-	-	0.5	1.7	3M14	4.8	9.4
Baghdad Hotel	HBAG	7.75	7.80	7.80	0.0%	7.80	7.75	5	1	4	6.8	24.4	6M15	9.5	6.5
Babylon Hotel***	HBAY	35.00	35.00	38.00	-7.9%	35.00	35.00	7	0	4	8.9	56.9	6M15	-	181.5
Ishtar Hotels	HISH	-	no trade	20.50	-	-	-	-	-	-	19.8	37.5	3M15	-	7.6
Karbala Hotels	HKAR	-	no trade	1.60	-	-	-	-	-	-	2.4	6.5	3M15	-	1.4
Mansour Hotel	HMAN	-	Suspend/ISC	22.48	-	-	-	-	-	-	3.9	53.4	3M15	130.2	42.6
National for Tourist Invest.	HNTI	-	Suspend/ISC	13.01	-	-	-	-	-	-	2.2	57.5	6M15	90.0	9.1
Palestine Hotel	HPAL	-	Suspend/ISC	12.39	-	-	-	-	-	-	9.5	45.0	6M15	12.7	5.9
Al-Sadeer Hotel	HSAD	-	Suspend/ISC	22.50	-	-	-	-	-	-	2.2	22.7	6M15	-	27.3
Mosul Dam Tourist Village	HTVM	-	Suspend/ISC	5.00	-	-	-	-	-	-	0.6	1.0	3M14	33.4	-
<b>Hotel&amp;Tourism Sector Total</b>								<b>12</b>	<b>1</b>	<b>8</b>		<b>306.6</b>			

Source: Iraq Stock Exchange

## Performance of Traded Shares

Company Names	ISX Code	Opening Price (IQD/share)	Price at Session Close (IQD/share)	Previous Closing Price (IQD/share)	Change in Closing Price	Highest Price (IQD/share)	Lowest Price (IQD/share)	No. of Trades (#/d)	No. of Traded Shares (mn)/d	Trading Vol. (IQDmn) /d	Avg. daily trading vol. ('000 \$)*	Mcap (\$mn)	Last Fin.**	P/E (Last)	P/BV (Last)
<b>Services Sector</b>															
Al-Ameen Estate Inv.(NR)	SAEI	-	no trade	0.50	-	-	-	-	-	-	0.0	2.8	6M15	-	0.5
AL-Badia for General Trans	SBAG	1.25	1.30	1.30	0.0%	1.30	1.25	12	14	17	7.0	2.3	6M15	-	0.8
Baghdad Motor Cars Servicing	SBMC	-	Suspend/ISC	1.69	-	-	-	-	-	-	-	1.5	9M12	4.9	1.0
Baghdad Passengers Transport	SBPT	20.25	20.00	20.50	-2.4%	20.25	20.00	12	0	8	5.1	16.3	3M15	16.5	12.5
Iraqi for General Transp.***	SIGT	-	Suspend/ISC	1.64	-	-	-	-	-	-	16.1	5.2	6M15	-	-
Iraqi Land Transport	SILT	1.42	1.45	1.41	2.8%	1.45	1.42	7	6	8	11.5	16.5	6M15	8.9	1.1
Kharkh Tour Amuzement City	SKTA	6.35	6.51	6.66	-2.3%	6.70	6.30	54	9	62	31.6	5.3	6M15	52.4	5.4
Al-Mosul for Funfairs	SMOF	-	Suspend/ISC	14.52	-	-	-	-	-	-	-	4.7	3M14	5.0	2.5
Mamoura Realestate Inv.***	SMRI	4.03	4.10	4.07	0.7%	4.10	4.03	30	16	65	34.0	64.0	6M15	86.6	4.2
AL-Nukhba for Construction***	SNUC	-	no trade	0.55	-	-	-	-	-	-	1.2	0.9	6M15	54.4	0.4
<b>Services Sector Total</b>								<b>115</b>	<b>45</b>	<b>160</b>		<b>119.5</b>			
<b>Agriculture Sector</b>															
Al-Ahlyia for Agricultural Prod.	AAHP	1.08	1.08	1.08	0.0%	1.08	1.08	1	0	0	0.0	0.5	9M14	-	2.8
Iraqi Agr. Prod. Mark. Meat	AIPM	3.75	4.00	3.90	2.6%	4.00	3.75	12	1	4	1.4	14.6	6M15	-	2.7
Iraqi Agricultural Products	AIRP	-	no trade	7.75	-	-	-	-	-	-	0.7	2.3	3M15	22.9	1.1
Iraqi for Seed Production	AISP	5.00	5.09	5.10	-0.2%	5.11	4.92	38	14	69	17.6	31.0	FY13	4.1	2.5
Modern Animal & Agr. Production	AMAP	-	no trade	0.67	-	-	-	-	-	-	0.3	2.1	3M15	32.6	0.6
Middle East for Prod.- Fish	AMEF	7.10	7.10	7.11	-0.1%	7.10	7.10	1	0	0	0.0	1.7	FY14	13.8	1.4
<b>Agriculture Sector Total</b>								<b>52</b>	<b>15</b>	<b>73</b>		<b>52.3</b>			
<b>Insurance Sector</b>															
AHliya For Insurance	NAHF	-	no trade	0.65	-	-	-	-	-	-	0.1	1.3	3M15	5.8	0.6
Al-Ameen for Insurance	NAME	0.94	0.94	0.94	0.0%	0.94	0.94	2	0	0	2.3	3.8	6M15	11.8	1.1
Dar Al-Salam for Insurance***	NDSA	-	no trade	1.20	-	-	-	-	-	-	0.1	3.4	6M15	8.7	0.8
Gulf Insurance&Reinsurance***	NGIR	-	no trade	0.36	-	-	-	-	-	-	0.5	1.5	6M15	-	0.9
Al-Hamraa for Insurance (NR)	NHAM	-	no trade	0.64	-	-	-	-	-	-	0.1	2.6	6M15	1.9	0.5
<b>Insurance Sector Total</b>								<b>2</b>	<b>0</b>	<b>0</b>		<b>12.6</b>			
<b>Investment Sector</b>															
Al-Ameen Financial Inv. (NR)	VAMF	-	no trade	1.88	-	-	-	-	-	-	0.0	1.5	6M15	-	2.3
AL- Batek Investment(NR)	VBAT	-	no trade	0.80	-	-	-	-	-	-	-	0.7	6M15	-	0.6
Al-Khair for Financial Inv. (NR)	VKHF	-	Suspend/ISC	0.38	-	-	-	-	-	-	-	2.2	FY14	-	0.4
Bain Al-Nahrain Financial Inv.(NR)	VMES	-	no trade	1.00	-	-	-	-	-	-	-	0.8	3M15	-	1.0
AL-Wiaam for Financial Inv.	VWIF	-	no trade	0.89	-	-	-	-	-	-	0.0	1.4	6M15	-	1.0
Al-Zawraa for Financial Inv.	VZAF	-	no trade	0.63	-	-	-	-	-	-	0.0	0.6	6M15	-	0.6
<b>Investment Sector Total</b>								<b>-</b>	<b>-</b>	<b>-</b>		<b>7.2</b>			

Source: Iraq Stock Exchange

## Performance of Traded Shares

Company Names	ISX Code	Opening Price (IQD/share)	Price at Session Close (IQD/share)	Previous Closing Price (IQD/share)	Change in Closing Price	Highest Price (IQD/share)	Lowest Price (IQD/share)	No. of Trades (#/d)	No. of Traded Shares (mn)/d	Trading Vol. (IQDmn) /d	Avg. daily trading vol. ('000 \$)*	Mcap (\$mn)	Last Fin. **	P/E (Last)	P/BV (Last)
<b>Money Transfer Sector</b>															
Al-Harir for Money Transfer(NR)	MTAH	-	Suspend/ISC & GA		-	-	-	-	-	-	-	-	6M15	-	-
Al-Taif Money Transfer(NR)	MTAI	-	no trade	3.18	-	-	-	-	-	-	0.0	98.2	3M15	176.4	2.6
Al Muhej Money Transfer(NR)	MTAM	-	no trade		-	-	-	-	-	-	-	-	FY14	-	-
Al-Iraqia For Money Transfer(NR)	MTIR	-	no trade		-	-	-	-	-	-	-	-	FY14	-	-
Al-Manafaa Co. for Money Trans.(NR)	MTMA	-	no trade		-	-	-	-	-	-	-	-	FY14	-	-
Mouta for Remittance(NR)	MTMO	-	no trade		-	-	-	-	-	-	-	-	FY14	-	-
Al-Motaman For Money Transfer(NR)	MTMT	-	no trade	1.00	-	-	-	-	-	-	-	12.2	6M15	-	1.0
Al Nibal Al Arabya For Money Tra.(NR)	MTNI	-	no trade		-	-	-	-	-	-	-	-	FY14	-	0.0
Alnoor for Money Transfer(NR)	MTNN	-	no trade		-	-	-	-	-	-	-	-	3M15	-	-
Nobles for Money Transfer(NR)	MTNO	-	no trade		-	-	-	-	-	-	-	-	FY14	-	-
Al-Rabita Al-Maliya Co.(NR)	MTRA	-	no trade		-	-	-	-	-	-	-	-	3M15	-	-
Sama Baghdad Finance Transfer(NR)	MTSB	-	no trade		-	-	-	-	-	-	-	-	3M15	-	-
United Arab Money Transfer(NR)	MTUA	-	no trade		-	-	-	-	-	-	-	-	6M15	-	-
Al-Waeel for Money Transfer(NR)	MTWA	-	no trade		-	-	-	-	-	-	-	-	6M15	-	-
<b>Money Transfer Sector Total</b>												<b>110.4</b>			
<b>Grand Total</b>								<b>440</b>	<b>519</b>	<b>760</b>		<b>12,104.3</b>			

Source: Iraq Stock Exchange

\*Average data was calculated according to recent six months, by dividing the total daily trading volume (excluding two highest trading vol.) to total number of trading days (excluding the No. of days share were suspended due to GA or by ISC).

\*\* Last Financials: The date of the most recent financial statements.

P/E (Last): While calculating P/E (Last), we divided "Current Mcap" to "trailing net profit" when the recently announced financial statements are for the interim period. For the companies which trailing profit cannot be calculated due to lack of information, we divided "Current MCap" to "annualized YTD profit," while calculating P/E (Last). We adjusted unaudited profit before tax values by deducting 15% income tax, while calculating annualized YTD profit.

P/BV (Last): Calculated by dividing "Current Mcap" to "BV in its Last Financials".

\*\*\*When the original shares resume trading, we start using the number of shares that the company will reach after the capital increase with the assumption that the capital increase was reflected to the price of the shares. We use the new capital in calculating Mcap.

Note: "Suspend/ISC" companies are not trading due to ISC Instructions.

"Suspend/GA" companies are not trading due to General Assembly Meetings.

"(NR)": These are the companies which are trading in the Non-Regular market (in compliance with Iraq Securities Commission law numbered 132/9 on 20/12/2012). These companies were moved to the secondary market (non-regular) because of the decrease in their trading volume and the number of days that these companies are being traded for. Please note, according to the Regulations of the Secondary Market, in each trading session, the average share price will be calculated for each share. The maximum increase and decrease of +/- 20% will be based on the average price in the previous session. The price should be valid during three effective trading sessions after the listing, and it will be free in the first trading session after capital increasing.

"We use the FX rate given by the bank that Rabee Securities makes its banking transactions while calculating the dollar values in our research reports instead of CBI market FX rate to be more conservative."

**For any inquiries, contact:**

**Research**

Aysegul Ozge Ozgur - SVP, Head of Research ([aozgur@rs.iq](mailto:aozgur@rs.iq))

Tugba Tan, Analyst ([ttan@rs.iq](mailto:ttan@rs.iq))

**research@rs.iq**

Tel: +90 212 219 2524

Mob: +90 539 456 4566

**Trading**

**traders@rs.iq**

Tel: +964 727 002 0407


**Info**

**info@rs.iq**


Tel: +964 (790) 133 1492

**RS Bloomberg page: <RSIQ>**

**RS Website: RS.IQ**



Asiacell has won "EMEA Finance's Best IPO in EMEA award" in EMEA Finance's Achievement Awards 2013.  
*(Arranger of the deal: Rabee Securities (RS))*




Asiacell was named the winner of the corporate finance category in the 2013 Association of Corporate Treasures Middle East Deals (ACTME) of the Year Awards.  
*(Arranger of the deal: Rabee Securities (RS))*



Best Brokerage House in Iraq  
2011 & 2013 & 2014



**TMT FINANCE MIDDLE EAST & NORTH AFRICA  
2013 CONFERENCE & AWARDS WINNERS**  
EQUITY CAPITAL MARKETS DEAL OF THE YEAR -  
ASIACELL IPO ADVISED BY RABEE SECURITIES



RS is a proud supporter of the Iraq Pavilion in the Venice Biennale 2015.

**Baghdad HQ**

903/14/19  
Karada, Baghdad, Iraq  
Tel: +964 727 002 0407

**Erbil**

Italian Village offices  
Office No: 32, Erbil, Iraq  
Mob: +964 770 493 9999

**Suleymani**

Rand Gallery  
Office No: 9, Floor:3 , Suleymani, Iraq  
Mob: +964 770 651 9944

**Istanbul Rep. Office**

Halaskargazi cad. No: 103/7A  
Osmanbey, Istanbul, Turkey  
Tel: +90 212 219 2524  
Mob: +90 539 456 4566

**DISCLAIMER**

This publication may not be reproduced, modified, or re-disseminated in whole or in part without the prior written permission of Rabee Securities. The information provided herein is of a general nature and for informational purposes only and is not intended to serve as an offer or solicitation with respect to the purchase or sale of any security, or as a recommendation to adopt any particular trading strategy. Such information is subject to change without prior notice. Although Rabee Securities obtains information from sources it considers reliable, Rabee Securities makes no representations or warranties, express or implied, as to the information's accuracy or completeness. Furthermore, such information may be incomplete or condensed. Rabee Securities, its affiliates, directors, employees, assigns, agents, and successors bear no liability for any errors or omissions in this publication or for any losses arising from the use of or reliance upon this information. This limitation on liability applies to direct, indirect, consequential, special, punitive, or other damages, as well as damages for loss of profits or business interruption. Investors shall bear all responsibility for investment decisions taken on the basis of the contents of this report. Rabee Securities strongly advises potential investors to seek financial guidance when determining whether an investment is appropriate to their needs. All estimates included in this report constitute Rabee Securities' opinion as of the date published on the report and are subject to change without notice.