

For any inquiries, contact:

Research

Aysegul Ozge Ozgur - SVP, Head of Research (aozgur@rs.iq)
Tugba Tan, Analyst (ttan@rs.iq)
research@rs.iq

Trading

traders@rs.iq
Address: 903/14/19
Karada
Baghdad-Iraq
Tel: +964 (0) 727 002 0407
info@rs.iq

RS Website: RS.IQ

RS Bloomberg page: <RSIQ>

Closing prices for the shares traded on the ISX are now available on Bloomberg.

DISCLAIMER

This publication may not be reproduced, modified, or re-disseminated in whole or in part without the prior written permission of Rabee Securities. The information provided herein is of a general nature and for informational purposes only and is not intended to serve as an offer or solicitation with respect to the purchase or sale of any security, or as a recommendation to adopt any particular trading strategy. Such information is subject to change without prior notice. Although Rabee Securities obtains information from sources it considers reliable, Rabee Securities makes no representations or warranties, express or implied, as to the information's accuracy or completeness. Furthermore, such information may be incomplete or condensed. Rabee Securities, its affiliates, directors, employees, assigns, agents, and successors bear no liability for any errors or omissions in this publication or for any losses arising from the use of or reliance upon this information. This limitation on liability applies to direct, indirect, consequential, special, punitive, or other damages, as well as damages for loss of profits or business interruption. Investors shall bear all responsibility for investment decisions taken on the basis of the contents of this report. Rabee Securities strongly advises potential investors to seek financial guidance when determining whether an investment is appropriate to their needs. All estimates included in this report constitute Rabee Securities' opinion as of the date published on the report and are subject to change without notice.

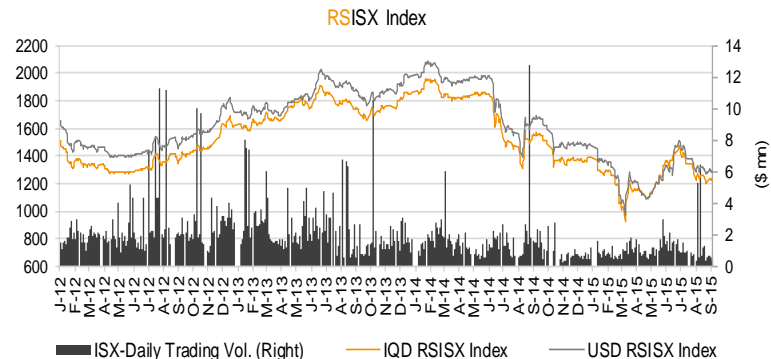
Daily Bulletin / Sunday

Iraqi Dinar Value

(CBI Auction Price: 1166 / Market Exchange Rate: 1240)

Daily Value Traded

IQD490,610,000



The RSISX Performance

	Close	Change	YTD Change
IQD RSISX	1221	-0.7%	-12.3%
USD RSISX	1278	-0.7%	-13.7%

News from Iraq

Politics

- The president of Kurdistan region, Masood Barzani, said on Saturday that it is likely to resort to the "people's opinion" in case of the political parts not reaching a solution form regarding Kurdistan region presidency. He also pointed out his refusal to the reforms that conflicts with the constitution. (All Iraq News)
- The Prime Minister, Haidar Al-Abadi, has received a phone call on Friday from the Turkish Prime Minister, Ahmed Davudoglu, to find the fate of the kidnapped Turkish workers last Wednesday in the capital, Baghdad. The phone call intended to empower the joint relationships between the two countries by mutual interests. (All Iraq News)

Economics

- Iraqi officials are planning to start marketing a new Eurobond following the Labor Day holiday in the U.S., which falls on 7th September. Citigroup, Deutsche Bank and JPMorgan Chase are to be the lead managers for the deal, which is expected to be unsecured. (Iraq Business News)
- The Minister of Finance, Hoshyar Zebari, has arrived in Iran to research reaching a joint agreement to protect and encourage investment and prevent double taxation and for tariff cooperation. (All Iraq News)
- The Minister of Industry and Minerals, Mohammed Darraji, announced on Thursday reproducing "Reem" cars, which was previously used for public transport, emphasizing the start of the first steps for the production of an Iraqi car. (Iraqi News)

ISX - Company Announcements

- Baghdad Hotel (HBAG) will hold its AGM* on Sep. 20, 2015 to discuss and approve 2014 annual financial results, electing new board members and distributing cash dividend. ISX will suspend trading of HBAG starting on Sep. 13, 2015.
- Babylon Bank (BBAY) will resume trading tomorrow (Sep. 7, 2015) after fulfilling ISC's disclosure requirements by disclosing 2014 financial results.
- Original shares of Dar Es Salaam Investment Bank (BDSI) resumed trading today (Sep. 6, 2015) after they approved increasing its capital from IQD150bn to IQD250bn through 3.3% bonus, 30% rights and 33.3% rights at premium price to the 5 new shareholders according to article 56/4 of companies' law. BDSI closed the day at IQD0.65 per share, down by 31.6%.
- Iraqi Islamic Bank (BIIB) resumed trading today (Sep. 6, 2015) after they approved 2014 annual financial results and electing new board members.
- Investment Bank of Iraq (BIBI) held its AGM* on Sep. 5, 2015. In its AGM, BIBI approved 2014 annual financial results and distributing 8% cash dividend (IQD0.08 price per share).

**(Please note that the ex-date for capital increases and dividend distributions is referred to as "Trading-Suspension day" which is normally one week before the General Assembly Meetings.)*

Best and Worst Performers

Best Performers	Code	Closing Price(IQD)	% Chg.	Trading Vol. (\$'000)/d
Ready Made Clothes	IRMC	6.280	8.3%	3.0
Gulf Commercial Bank	BGUC	0.680	1.5%	17.7
Ashur Bank	BASH	0.530	0.0%	0.9
Commercial Bank of Iraq	BCOI	0.670	0.0%	10.4
Iraqi Islamic Bank	BIIB	0.700	0.0%	2.6

Worst Performers	Code	Closing Price(IQD)	% Chg.	Trading Vol. (\$'000)/d
Dar Es Salaam Inv. Bank	BDSI	0.650	-31.6%	20.6
Asiacell Communications PJSC	TASC	6.100	-4.7%	5.5
Iraqi for Carton Manufact. & Trading	IICM	0.460	-2.1%	0.2
United Bank	BUND	0.470	-2.1%	4.8
Baghdad Soft Drinks	IBSD	2.470	-2.0%	67.9

Top 5 Traded Volume	Code	Trading Vol. (IQDmn)/d	Trading Vol. (\$'000)/d	Share in total T. Volume
Iraqi Middle East Inv. Bank	BIME	106.6	85.9	21.7%
Baghdad Soft Drinks	IBSD	84.2	67.9	17.2%
Baghdad Hotel	HBAG	66.7	53.8	13.6%
Dar Es Salaam Inv. Bank	BDSI	25.5	20.6	5.2%
Bank of Baghdad	BBOB	24.7	19.9	5.0%

Distribution of Trading Volumes by Sectors

Sector	Trading Vol. (IQD mn)/d	Trading Vol. ('000 \$)/d	Share in Total Trading Volume (%)
Telecom Sector	12.6	10.2	2.6%
Banking Sector	222.0	179.1	45.3%
Industry Sector	106.0	85.5	21.6%
Hotels & Tourism Sec.	77.7	62.6	15.8%
Services Sector	45.7	36.9	9.3%
Agriculture Sector	26.2	21.1	5.3%
Insurance Sector	0.4	0.3	0.1%
Investment Sector	-	-	-
Money Transfer Sector	-	-	-
Total	490.6	395.7	100.0%

Daily Transactions in Brief

The RSISX index ended the day at **IQD1,221 / \$1,278 (-0.7%)**, (-12.3% YTD and -13.7% YTD, respectively).

The number of traded shares was **421mn** and the trading volume was **IQD491mn (\$396K)**.

2 out of **36** traded listed stocks' price increased while the prices of **14** stocks decreased, and the price of remaining **20** stocks haven't changed.

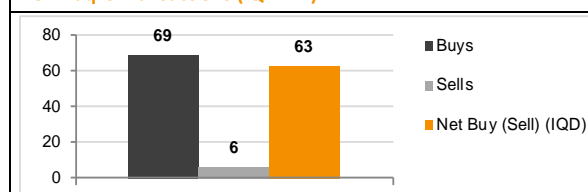
Non Iraqis executed 40 transactions in this session:

Buy: **27** transactions in **6** companies operating in telecom, banking, industry, hotel&tourism and services sectors.

Sell: **13** transactions in **3** companies operating in telecom and industry sectors.

Net purchases: **IQD62.8mn (\$51K)**. Share in total trading volume: **7.7%**

Non Iraqi's Transactions (IQD mn)



Note: Follow Rabee Securities (RS) on Twitter, join Facebook and LinkedIn groups.



Performance of Traded Shares

Company Names	ISX Code	Opening Price (IQD/share)	Price at Session Close (IQD/share)	Previous Closing Price (IQD/share)	Change in Closing Price	Highest Price (IQD/share)	Lowest Price (IQD/share)	No. of Trades (#/d)	No. of Traded Shares (mn)/d	Trading Vol. (IQDmn) /d	Avg. daily trading vol. ('000 \$)*	Mcap (\$mn)	Last Fin. **	P/E (Last)	P/BV (Last)
Telecom Sector															
Asiacell Communications PJSC	TASC	6.40	6.10	6.40	-4.7%	6.40	6.10	7	1	7	25.7	1,525.0	6M15	7.2	1.0
Al Khatem Telecom Company	TZNI	3.50	3.50	3.50	0.0%	3.50	3.50	10	2	6	15.2	5,164.7	6M15	26.2	25.9
Telecom Sector Total								17	3	13		6,689.7			
Banking Sector															
Ashur International Bank	BASH	0.53	0.53	0.53	0.0%	0.53	0.53	2	2	1	21.5	106.9	6M15	24.2	0.5
Babylon Bank***	BBAY	-	Suspend/ISC	0.44	-	-	-	-	-	-	10.9	88.7	6M15	38.5	0.6
Bank of Baghdad	BBOB	1.44	1.44	1.45	-0.7%	1.45	1.44	9	17	25	206.2	290.3	6M15	10.1	1.1
Commercial Bank of Iraq	BCOI	0.67	0.67	0.67	0.0%	0.70	0.67	11	19	13	14.4	135.1	6M15	20.0	0.6
Dijlah & Furat Bank***	BDFD	-	no trade	0.39	-	-	-	-	-	-	0.2	78.6	6M15	74.3	0.8
Dar Es Salaam Inv. Bank***	BDSI	0.70	0.65	0.95	-31.6%	0.72	0.65	15	37	26	11.4	131.0	6M15	11.5	0.8
Economy Bank	BEFI	-	Suspend/ISC	0.72	-	-	-	-	-	-	-	145.2	3M14	23.3	0.8
Elaf Islamic Bank	BELF	-	Suspend/ISC	0.46	-	-	-	-	-	-	0.6	74.2	3M15	38.6	0.5
Gulf Commercial Bank	BGUC	0.68	0.68	0.67	1.5%	0.68	0.68	15	32	22	185.5	164.5	6M15	9.9	0.6
Investment Bank of Iraq	BIBI	-	Suspend/GA	0.81	-	-	-	-	-	-	44.0	163.3	6M15	10.9	0.7
Iraqi Islamic Bank	BIIB	0.69	0.70	0.70	0.0%	0.70	0.69	4	5	3	86.0	141.1	6M15	50.0	0.6
Iraqi Middle East Bank	BIME	0.58	0.57	0.58	-1.7%	0.58	0.57	10	187	107	35.5	114.9	6M15	18.2	0.5
Kurdistan Int. Bank	BKUI	1.41	1.41	1.41	0.0%	1.41	1.41	1	1	1	12.0	454.8	6M15	14.2	1.1
Mosul Bank	BMFI	0.36	0.36	0.36	0.0%	0.36	0.36	2	6	2	30.2	73.3	6M15	-	0.3
Al-Mansour Bank	BMNS	-	no trade	0.88	-	-	-	-	-	-	19.3	177.4	6M15	12.0	0.8
National Islamic Bank	BNAI	-	no trade	1.20	-	-	-	-	-	-	45.5	242.9	3M15	12.4	1.0
National Bank of Iraq	BNOI	-	no trade	0.67	-	-	-	-	-	-	1.3	135.1	6M15	35.8	0.6
North Bank	BNOR	-	Suspend/ISC	0.56	-	-	-	-	-	-	38.8	135.5	6M15	15.2	0.5
Credit Bank of Iraq	BROI	0.76	0.76	0.77	-1.3%	0.76	0.76	4	4	3	19.0	153.2	6M15	12.6	0.6
Sumer Commercial Bank	BSUC	0.95	0.95	0.95	0.0%	0.95	0.95	3	15	14	22.6	191.5	6M15	88.9	0.9
Trans Iraq Bank for Investment (NR)	BTRI	-	no trade	1.00	-	-	-	-	-	-	-	212.9	6M15	19.6	1.0
United Bank	BUND	0.48	0.47	0.48	-2.1%	0.48	0.47	10	13	6	28.0	113.7	6M15	11.0	0.4
Union Bank	BUOI	-	no trade	0.90	-	-	-	-	-	-	2.3	182.9	6M15	-	0.8
Banking Sector Total								86	336	222		3,707.2			

Source: Iraq Stock Exchange

Performance of Traded Shares

Company Names	ISX Code	Opening Price (IQD/share)	Price at Session Close (IQD/share)	Previous Closing Price (IQD/share)	Change in Closing Price	Highest Price (IQD/share)	Lowest Price (IQD/share)	No. of Trades (#/d)	No. of Traded Shares (mn)/d	Trading Vol. (IQDmn) /d	Avg. daily trading vol. ('000 \$)*	Mcap (\$mn)	Last Fin.**	P/E (Last)	P/BV (Last)
Industry Sector															
Baghdad for Packing Materials	IBPM	-	no trade	1.85	-	-	-	-	-	-	0.4	1.6	6M15	-	1.9
Baghdad Soft Drinks	IBSD	2.52	2.47	2.52	-2.0%	2.52	2.47	40	34	84	95.2	264.9	6M15	15.0	1.6
Electronic Industries	IELI	-	Suspend/ISC	1.01	-	-	-	-	-	-	1.3	14.7	6M15	-	0.9
Fallujah for Construction Mat.	IFCM	-	Suspend/ISC	1.51	-	-	-	-	-	-	1.2	3.8	9M13	87.4	1.6
Nationality Househ. Furniture	IHFI	-	Suspend/ISC	0.90	-	-	-	-	-	-	-	0.9	3M14	-	0.6
Al-Hilal Industries	IHLI	0.62	0.60	0.60	0.0%	0.62	0.60	4	4	2	2.5	6.0	6M15	-	-
Iraqi for Carton Manufact. & Trading	IICM	0.45	0.46	0.47	-2.1%	0.46	0.45	3	1	0	0.1	2.8	6M15	-	-
Iraqi Date Processing&Mark.	IIDP	1.31	1.32	1.32	0.0%	1.33	1.31	11	9	12	10.7	18.4	6M15	29.3	1.1
Iraqi Engineering Works	IIEW	-	no trade	0.81	-	-	-	-	-	-	0.8	1.0	6M15	-	0.8
Iraqi For Tufted Carpets	IITC	3.50	3.50	3.50	0.0%	3.50	3.50	1	0	0	0.3	1.4	3M15	9.8	0.8
Al -Khazer for Construction M.	IKHC	-	no trade	1.56	-	-	-	-	-	-	0.0	1.4	9M13	42.0	1.3
AL- Kindi of Veterinary Vac.	IKLV	-	Suspend/ISC	1.11	-	-	-	-	-	-	3.7	5.3	6M15	-	1.1
Al-Mansour Pharma. Ind.	IMAP	0.84	0.84	0.85	-1.2%	0.84	0.84	6	2	2	7.0	4.4	6M15	10.8	0.7
Modern Chemical Industries(NR)	IMCI	-	no trade	85.00	-	-	-	-	-	-	0.0	12.3	6M15	109.4	3.0
Modern Construction Mat.	IMCM	-	Suspend/ISC	0.47	-	-	-	-	-	-	0.0	2.0	9M13	-	0.5
Metallic Ind. and Bicycles	IMIB	0.60	0.60	0.60	0.0%	0.60	0.60	2	0	0	0.2	3.6	3M15	-	2.9
Modern Sewing***	IMOS	-	no trade	2.65	-	-	-	-	-	-	0.6	2.1	6M15	30.8	2.6
Modern Paint Industries	IMPI	-	Suspend/ISC	1.25	-	-	-	-	-	-	2.3	9.3	6M15	-	2.1
National Chemical Industries	INCP	0.68	0.68	0.68	0.0%	0.68	0.68	3	1	1	6.4	8.3	6M15	-	2.1
North Soft Drinks	INSD	-	Suspend/ISC	0.35	-	-	-	-	-	-	-	11.7	3M13	-	0.4
Ready Made Clothes	IRMC	5.50	6.28	5.80	8.3%	6.28	5.50	5	1	4	0.5	8.1	6M15	-	5.5
The Light Industries	ITLI	0.65	0.65	0.65	0.0%	0.65	0.65	1	3	2	4.9	8.8	6M15	-	-
Industry Sector Total								76	53	106		392.9			
Hotels & Tourism Sector															
Ashour Hotel	HASH	-	Suspend/ISC	5.60	-	-	-	-	-	-	0.6	1.7	3M14	4.8	9.4
Baghdad Hotel	HBAG	7.90	7.90	7.90	0.0%	7.90	7.90	2	8	67	7.9	24.5	6M15	9.6	6.6
Babylon Hotel***	HBAY	45.75	45.75	45.75	0.0%	45.75	45.50	5	0	7	10.8	73.8	6M15	-	-
Ishtar Hotels	HISH	-	no trade	19.25	-	-	-	-	-	-	19.6	34.9	6M15	-	7.6
Karbala Hotels	HKAR	1.61	1.61	1.63	-1.2%	1.61	1.61	1	0	1	2.2	6.5	6M15	-	1.4
Mansour Hotel	HMAN	-	Suspend/ISC	22.48	-	-	-	-	-	-	3.6	53.0	6M15	80.2	38.7
National for Tourist Invest.	HNTI	13.50	13.25	13.25	0.0%	13.50	13.25	4	0	4	2.3	58.1	6M15	91.6	9.3
Palestine Hotel	HPAL	-	Suspend/ISC	12.39	-	-	-	-	-	-	9.5	44.7	6M15	12.7	5.9
Al-Sadeer Hotel	HSAD	-	Suspend/ISC	21.25	-	-	-	-	-	-	2.2	21.2	6M15	-	25.8
Mosul Dam Tourist Village	HTVM	-	Suspend/ISC	5.00	-	-	-	-	-	-	0.6	1.0	3M14	33.4	-
Hotel&Tourism Sector Total								12	9	78		319.4			

Source: Iraq Stock Exchange

Performance of Traded Shares

Company Names	ISX Code	Opening Price (IQD/share)	Price at Session Close (IQD/share)	Previous Closing Price (IQD/share)	Change in Closing Price	Highest Price (IQD/share)	Lowest Price (IQD/share)	No. of Trades (#/d)	No. of Traded Shares (mn)/d	Trading Vol. (IQDmn) /d	Avg. daily trading vol. ('000 \$)*	Mcap (\$mn)	Last Fin.**	P/E (Last)	P/BV (Last)
Services Sector															
Al-Ameen Estate Inv.(NR)	SAEI	-	no trade	0.50	-	-	-	-	-	-	0.0	2.8	6M15	-	0.5
AL-Badia for General Trans	SBAG	1.25	1.25	1.25	0.0%	1.25	1.25	3	3	4	6.9	2.2	6M15	-	0.7
Baghdad Motor Cars Servicing	SBMC	-	Suspend/ISC	1.69	-	-	-	-	-	-	-	1.5	9M12	4.9	1.0
Baghdad Passengers Transport	SBPT	-	no trade	19.60	-	-	-	-	-	-	5.2	15.8	3M15	16.2	12.3
Iraqi for General Transp.***	SIGT	-	Suspend/ISC	1.64	-	-	-	-	-	-	16.1	5.2	6M15	-	-
Iraqi Land Transport	SILT	1.45	1.45	1.45	0.0%	1.45	1.45	3	4	5	11.0	16.4	6M15	8.9	1.1
Kharkh Tour Amuzement City	SKTA	6.25	6.48	6.50	-0.3%	6.50	6.25	15	3	16	32.5	5.2	6M15	52.1	5.4
Al-Mosul for Funfairs	SMOF	-	Suspend/ISC	14.52	-	-	-	-	-	-	-	4.7	3M14	5.0	2.5
Mamoura Realestate Inv.***	SMRI	4.11	4.16	4.24	-1.9%	4.16	4.10	20	5	20	34.3	64.4	6M15	87.9	4.3
AL-Nukhba for Construction***	SNUC	-	no trade	0.55	-	-	-	-	-	-	1.2	0.9	6M15	54.4	0.4
Services Sector Total								41	14	46		119.1			
Agriculture Sector															
Al-Ahlyia for Agricultural Prod.	AAHP	-	no trade	1.10	-	-	-	-	-	-	0.0	0.5	3M15	1.7	2.0
Iraqi Agr. Prod. Mark. Meat	AIPM	3.75	3.85	3.90	-1.3%	3.85	3.75	8	0	2	1.4	14.0	6M15	-	2.6
Iraqi Agricultural Products	AIRP	-	no trade	7.75	-	-	-	-	-	-	0.7	2.3	6M15	22.9	1.1
Iraqi for Seed Production	AISP	5.24	5.25	5.25	0.0%	5.25	5.16	29	5	24	19.7	31.8	FY13	4.2	2.6
Modern Animal & Agr. Production	AMAP	-	no trade	0.67	-	-	-	-	-	-	0.4	2.1	6M15	32.6	0.6
Middle East for Prod.- Fish	AMEF	7.11	7.11	7.11	0.0%	7.11	7.11	1	0	0	0.0	1.7	3M15	59.3	1.3
Agriculture Sector Total								38	5	26		52.3			
Insurance Sector															
AHliya For Insurance	NAHF	-	no trade	0.65	-	-	-	-	-	-	0.1	1.3	6M15	14.1	0.5
Al-Ameen for Insurance	NAME	0.94	0.94	0.95	-1.1%	0.94	0.94	1	0	0	2.3	3.8	6M15	11.8	1.1
Dar Al-Salam for Insurance***	NDSA	-	no trade	1.20	-	-	-	-	-	-	0.1	3.4	6M15	8.7	0.8
Gulf Insurance&Reinsurance***	NGIR	-	no trade	0.39	-	-	-	-	-	-	0.5	1.6	6M15	-	1.0
Al-Hamraa for Insurance (NR)	NHAM	-	no trade	0.64	-	-	-	-	-	-	0.1	2.6	6M15	1.9	0.5
Insurance Sector Total								1	0	0		12.6			
Investment Sector															
Al-Ameen Financial Inv. (NR)	VAMF	-	no trade	1.40	-	-	-	-	-	-	0.0	1.1	6M15	-	1.7
AL- Batek Investment(NR)	VBAT	-	no trade	0.80	-	-	-	-	-	-	-	0.6	6M15	-	0.6
Al-Khair for Financial Inv. (NR)	VKHF	-	Suspend/ISC	0.38	-	-	-	-	-	-	-	2.1	FY14	-	0.4
Bain Al-Nahrain Financial Inv.(NR)	VMES	-	no trade	1.00	-	-	-	-	-	-	-	0.8	6M15	-	1.0
AL-Wiaam for Financial Inv.	VWIF	-	no trade	0.89	-	-	-	-	-	-	0.0	1.4	6M15	-	1.0
Al-Zawraa for Financial Inv.	VZAF	-	no trade	0.63	-	-	-	-	-	-	0.0	0.6	6M15	-	0.6
Investment Sector Total								-	-	-		6.7			

Source: Iraq Stock Exchange

Performance of Traded Shares

Company Names	ISX Code	Opening Price (IQD/share)	Price at Session Close (IQD/share)	Previous Closing Price (IQD/share)	Change in Closing Price	Highest Price (IQD/share)	Lowest Price (IQD/share)	No. of Trades (#/d)	No. of Traded Shares (mn)/d	Trading Vol. (IQDmn) /d	Avg. daily trading vol. ('000 \$)*	Mcap (\$mn)	Last Fin. **	P/E (Last)	P/BV (Last)
Money Transfer Sector															
Al-Harir for Money Transfer(NR)	MTAH	-	Suspend/ISC & GA		-	-	-	-	-	-	-	-	6M15	-	-
Al-Taif Money Transfer(NR)	MTAI	-	no trade	3.18	-	-	-	-	-	-	0.0	97.5	3M15	176.4	2.6
Al Muhej Money Transfer(NR)	MTAM	-	no trade		-	-	-	-	-	-	-	-	FY14	-	-
Al-Iraqia for Money Transfer(NR)	MTIR	-	no trade		-	-	-	-	-	-	-	-	FY14	-	-
Al-Manafaa Co. for Money Trans.(NR)	MTMA	-	no trade		-	-	-	-	-	-	-	-	FY14	-	-
Mouta for Remittance(NR)	MTMO	-	no trade		-	-	-	-	-	-	-	-	FY14	-	-
Al-Motaman for Money Transfer(NR)	MTMT	-	no trade	1.00	-	-	-	-	-	-	-	12.1	6M15	-	1.0
Al Nibal Al Arabya for Money Tra.(NR)	MTNI	-	no trade		-	-	-	-	-	-	-	-	FY14	-	0.0
Alnoor for Money Transfer(NR)	MTNN	-	no trade		-	-	-	-	-	-	-	-	3M15	-	-
Nobles for Money Transfer(NR)	MTNO	-	no trade		-	-	-	-	-	-	-	-	FY14	-	-
Al-Rabita Al-Maliya Co.(NR)	MTRA	-	no trade		-	-	-	-	-	-	-	-	3M15	-	-
Sama Baghdad Finance Transfer(NR)	MTSB	-	no trade		-	-	-	-	-	-	-	-	3M15	-	-
United Arab Money Transfer(NR)	MTUA	-	no trade		-	-	-	-	-	-	-	-	6M15	-	-
Al-Waeel for Money Transfer(NR)	MTWA	-	no trade		-	-	-	-	-	-	-	-	6M15	-	-
Money Transfer Sector Total												109.5			
Grand Total								271	421	491		11,409.5			

Source: Iraq Stock Exchange

*Average data was calculated according to recent six months, by dividing the total daily trading volume (excluding two highest trading vol.) to total number of trading days (excluding the No. of days share were suspended due to GA or by ISC).

** Last Financials: The date of the most recent financial statements.

P/E (Last): While calculating P/E (Last), we divided "Current Mcap" to "trailing net profit" when the recently announced financial statements are for the interim period. For the companies which trailing profit cannot be calculated due to lack of information, we divided "Current MCap" to "annualized YTD profit," while calculating P/E (Last). We adjusted unaudited profit before tax values by deducting 15% income tax, while calculating annualized YTD profit.

P/BV (Last): Calculated by dividing "Current Mcap" to "BV in its Last Financials".

***When the original shares resume trading, we start using the number of shares that the company will reach after the capital increase with the assumption that the capital increase was reflected to the price of the shares. We use the new capital in calculating Mcap.

Note: "Suspend/ISC" companies are not trading due to ISC Instructions.

"Suspend/GA" companies are not trading due to General Assembly Meetings.

"(NR)": These are the companies which are trading in the Non-Regular market (in compliance with Iraq Securities Commission law numbered 132/9 on 20/12/2012). These companies were moved to the secondary market (non-regular) because of the decrease in their trading volume and the number of days that these companies are being traded for. Please note, according to the Regulations of the Secondary Market, in each trading session, the average share price will be calculated for each share. The maximum increase and decrease of +/- 20% will be based on the average price in the previous session. The price should be valid during three effective trading sessions after the listing, and it will be free in the first trading session after capital increasing.

"We use the FX rate given by the bank that Rabee Securities makes its banking transactions while calculating the dollar values in our research reports instead of CBI market FX rate to be more conservative."

For any inquiries, contact:

Research

Aysegul Ozge Ozgur - SVP, Head of Research (aozgur@rs.iq)

Tugba Tan, Analyst (ttan@rs.iq)

research@rs.iq

Tel: +90 212 219 2524

Mob: +90 539 456 4566

Trading

traders@rs.iq

Tel: +964 727 002 0407


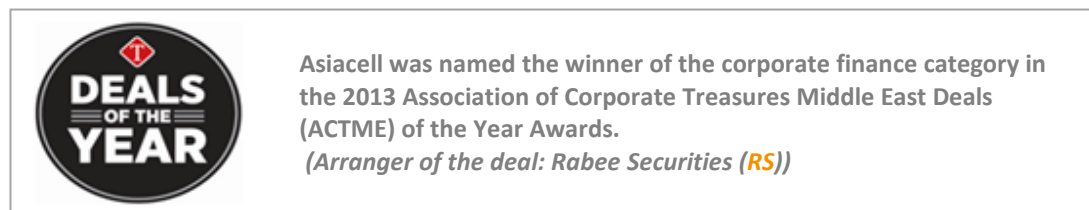
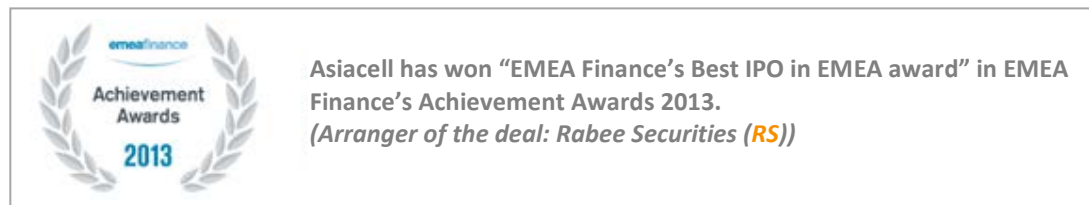
Info

info@rs.iq

Tel: +964 (790) 133 1492

RS Bloomberg page: <RSIQ>

RS Website: RS.IQ



Baghdad HQ

903/14/19
Karada, Baghdad, Iraq
Tel: +964 727 002 0407

Erbil

Italian Village offices
Office No: 32, Erbil, Iraq
Mob: +964 770 493 9999

Suleymani

Rand Gallery
Office No: 9, Floor:3 , Suleymani, Iraq
Mob: +964 770 651 9944

Istanbul Rep. Office

Halaskargazi cad. No: 103/7A
Osmanbey, Istanbul, Turkey
Tel: +90 212 219 2524
Mob: +90 539 456 4566

DISCLAIMER

This publication may not be reproduced, modified, or re-disseminated in whole or in part without the prior written permission of Rabee Securities. The information provided herein is of a general nature and for informational purposes only and is not intended to serve as an offer or solicitation with respect to the purchase or sale of any security, or as a recommendation to adopt any particular trading strategy. Such information is subject to change without prior notice. Although Rabee Securities obtains information from sources it considers reliable, Rabee Securities makes no representations or warranties, express or implied, as to the information's accuracy or completeness. Furthermore, such information may be incomplete or condensed. Rabee Securities, its affiliates, directors, employees, assigns, agents, and successors bear no liability for any errors or omissions in this publication or for any losses arising from the use of or reliance upon this information. This limitation on liability applies to direct, indirect, consequential, special, punitive, or other damages, as well as damages for loss of profits or business interruption. Investors shall bear all responsibility for investment decisions taken on the basis of the contents of this report. Rabee Securities strongly advises potential investors to seek financial guidance when determining whether an investment is appropriate to their needs. All estimates included in this report constitute Rabee Securities' opinion as of the date published on the report and are subject to change without notice.