

For any inquiries, contact:

Research

Aysegul Ozge Ozgur - SVP, Head of Research (aozgur@rs.iq)
 Tugba Tan, Analyst (ttan@rs.iq)
research@rs.iq

Trading

traders@rs.iq
 Address: 903/14/19
 Karada
 Baghdad-Iraq
 Tel: +964 (0) 727 002 0407
info@rs.iq

RS Website: RS.IQ

RS Bloomberg page: <RSIQ>

Closing prices for the shares traded on the ISX are now available on Bloomberg.

DISCLAIMER

This publication may not be reproduced, modified, or re-disseminated in whole or in part without the prior written permission of Rabee Securities. The information provided herein is of a general nature and for informational purposes only and is not intended to serve as an offer or solicitation with respect to the purchase or sale of any security, or as a recommendation to adopt any particular trading strategy. Such information is subject to change without prior notice. Although Rabee Securities obtains information from sources it considers reliable, Rabee Securities makes no representations or warranties, express or implied, as to the information's accuracy or completeness. Furthermore, such information may be incomplete or condensed. Rabee Securities, its affiliates, directors, employees, assigns, agents, and successors bear no liability for any errors or omissions in this publication or for any losses arising from the use of or reliance upon this information. This limitation on liability applies to direct, indirect, consequential, special, punitive, or other damages, as well as damages for loss of profits or business interruption. Investors shall bear all responsibility for investment decisions taken on the basis of the contents of this report. Rabee Securities strongly advises potential investors to seek financial guidance when determining whether an investment is appropriate to their needs. All estimates included in this report constitute Rabee Securities' opinion as of the date published on the report and are subject to change without notice.

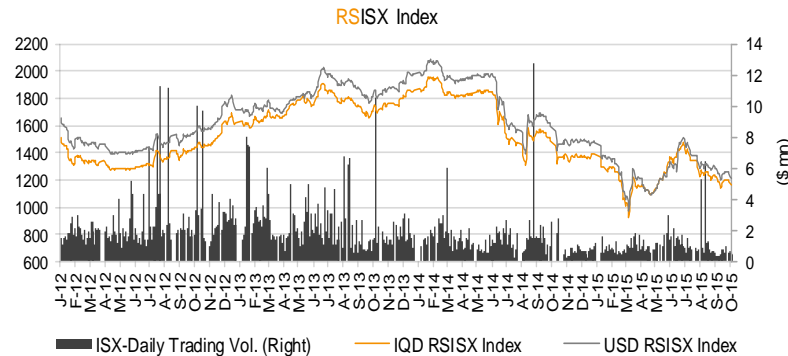
Daily Bulletin / Tuesday

Iraqi Dinar Value

(CBI Auction Price: 1166 / Market Exchange Rate: 1240)

Daily Value Traded

IQD607,322,000



The RSISX Performance

	Close	Change	YTD Change
IQD RSISX	1164	0.4%	-16.4%
USD RSISX	1218	0.4%	-17.8%

News from Iraq

Politics

- The Parliament speaker, Saleem Al-Juboori, confirmed in a meeting with the Kuwaiti ambassador in Iraq, Ghassan Al-Zwawy, the necessity of strengthening the security and economic cooperation, and the ways to evolve with what satisfies the ambitions of the two people. (All Iraq News)
- The chief of the Russian Council of the Federation Senate said that Mosco will study the possibility of signing their air forces with aerial operations against terrorism in Iraq in case they receive an official request from Baghdad. (All Iraq News)
- The Council of Ministers has approved the agreement law of economic cooperation between the two government of Iraq and Kuwait. (All Iraq News)

Economics

- The Kurdistan Regional Government (KRG) exported 18,614,798 barrels of crude oil (an average of 620,478 bpd) in the month of September through the Kurdistan pipeline network to the port of Ceyhan in Turkey. Of this amount, fields operated by the KRG contributed 13,898,548 barrels (463,285 bpd on average), while fields operated by the North Oil Company (NOC) contributed 4,715,794 barrels (an average of 168,904 bpd). (Iraq Business News)
- The committee of Iraqi-Iranian relations has expressed, in a meeting with the trade minister, the intention of the country to contribute to the support of Iraqi economy and providing items for ration cards, and increase the size of trade exchange. (All Iraq News)

ISX - Company Announcements

- Karbala Hotels (HKAR) will hold its AGM* on Oct. 27, 2015 to discuss and approve 2014 annual financial results. ISX will suspend trading of HKAR starting on Oct. 20, 2015.
- Baghdad for Packing Materials (IBPM) will hold its AGM* on Oct. 15, 2015 to discuss and approve 2014 annual financial results and electing new board members. ISX will suspend trading of IBPM starting on Oct. 8, 2015.

**(Please note that the ex-date for capital increases and dividend distributions is referred to as "Trading-Suspension day" which is normally one week before the General Assembly Meetings.)*

Best and Worst Performers

Best Performers	Code	Closing Price(IQD)	% Chg.	Trading Vol. (\$'000)/d
National for Tourist Investment	HNTI	13.000	8.3%	0.1
Iraqi Date Processing & Marketing	IIDP	1.280	6.7%	0.5
Mosul Bank	BMFI	0.390	5.4%	31.5
Dar Es Salaam Inv. Bank	BDSI	0.610	3.4%	31.9
Investment Bank of Iraq	BIBI	0.720	2.9%	22.6

Worst Performers	Code	Closing Price(IQD)	% Chg.	Trading Vol. (\$'000)/d
Babylon Hotel	HBAY	48.000	-4.0%	6.2
Mamoura Realestate	SMRI	4.430	-2.6%	12.2
Baghdad Passengers Transport	SBPT	19.100	-2.1%	6.6
Iraqi Middle East Inv. Bank	BIME	0.500	-2.0%	53.0
Commercial Bank of Iraq	BCOI	0.620	-1.6%	14.2

Top 5 Traded Volume	Code	Trading Vol. (IQDmn)/d	Trading Vol. (\$'000)/d	Share in total T. Volume
Gulf Commercial Bank	BGUC	99.4	80.2	16.4%
Iraqi Middle East Inv. Bank	BIME	65.7	53.0	10.8%
Palestine Hotel	HPAL	56.4	45.5	9.3%
Sumer Commercial Bank	BSUC	49.7	40.1	8.2%
Dar Es Salaam Inv. Bank	BDSI	39.6	31.9	6.5%

Distribution of Trading Volumes by Sectors

Sector	Trading Vol. (IQD mn)/d	Trading Vol. ('000 \$)/d	Share in Total Trading Volume (%)
Telecom Sector	34.7	28.0	5.7%
Banking Sector	405.3	326.8	66.7%
Industry Sector	14.4	11.6	2.4%
Hotels & Tourism Sec.	77.7	62.7	12.8%
Services Sector	59.6	48.1	9.8%
Agriculture Sector	15.4	12.4	2.5%
Insurance Sector	0.2	0.2	0.0%
Investment Sector	-	-	-
Money Transfer sector	-	-	-
Total	607.3	489.8	100.0%

Daily Transactions in Brief

The RSISX index ended the day at IQD1,164/ \$1,218 (0.4%), (-16.4% YTD and -17.8% YTD, respectively).

The number of traded shares was 723mn and the trading volume was IQD607mn (\$490K).

13 out of 32 traded listed stocks' price increased while the prices of 9 stocks decreased, and the price of remaining 10 stocks haven't changed.

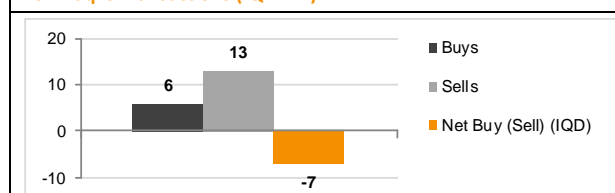
Non Iraqis executed 14 transactions in this session:

Buys: 3 transactions in 2 companies operating in telecom and hotel&tourism sectors.

Sells: 11 transactions in 4 companies operating in telecom, banking and hotel&tourism sectors.

Net Sales: IQD7.1mn (\$6K). Share in total trading volume: 1.5%

Non Iraqi's Transactions (IQD mn)



Note: Follow Rabee Securities (RS) on Twitter, join Facebook and LinkedIn groups.



Performance of Traded Shares

Company Names	ISX Code	Opening Price (IQD/share)	Price at Session Close (IQD/share)	Previous Closing Price (IQD/share)	Change in Closing Price	Highest Price (IQD/share)	Lowest Price (IQD/share)	No. of Trades (#/d)	No. of Traded Shares (mn)/d	Trading Vol. (IQDmn) /d	Avg. daily trading vol. ('000 \$)*	Mcap (\$mn)	Last Fin.**	P/E (Last)	P/BV (Last)
Telecom Sector															
Asiacell Communications PJSC	TASC	6.60	6.75	6.64	1.7%	6.75	6.60	42	5	35	26.1	1,687.5	6M15	13.0	1.1
Al Khatem Telecom Company	TZNI	3.50	3.50	3.50	0.0%	3.50	3.50	1	0	0	11.6	5,164.7	6M15	37.5	2.6
Telecom Sector Total								43	5	35		6,852.2			
Banking Sector															
Ashur International Bank	BASH	-	no trade	0.54	-	-	-	-	-	-	21.2	108.9	6M15	24.7	0.5
Babylon Bank***	BBAY	0.41	0.41	0.40	2.5%	0.41	0.40	20	44	18	12.4	82.7	6M15	19.7	0.6
Bank of Baghdad	BBOB	1.46	1.46	1.47	-0.7%	1.47	1.46	10	17	25	118.9	294.4	6M15	10.2	1.1
Commercial Bank of Iraq	BCOI	0.60	0.62	0.63	-1.6%	0.62	0.60	19	29	18	12.3	125.0	6M15	18.5	0.6
Dijlah & Furat Bank***	BDFD	-	no trade	0.39	-	-	-	-	-	-	0.1	78.6	6M15	74.3	0.8
Dar Es Salaam Inv. Bank***	BDSI	0.59	0.61	0.59	3.4%	0.62	0.58	43	67	40	26.5	123.0	6M15	10.8	0.8
Economy Bank	BEFI	-	Suspend/ISC	0.72	-	-	-	-	-	-	-	145.2	3M14	23.3	0.8
Elaf Islamic Bank***	BELF	-	Suspend/ISC	0.50	-	-	-	-	-	-	0.6	100.8	3M15	52.4	0.7
Gulf Commercial Bank	BGUC	0.62	0.64	0.63	1.6%	0.65	0.62	53	156	99	160.4	154.8	6M15	9.4	0.6
Investment Bank of Iraq	BIBI	0.70	0.72	0.70	2.9%	0.72	0.70	16	39	28	43.2	145.2	6M15	9.7	0.6
Iraqi Islamic Bank	BIIB	-	no trade	0.68	-	-	-	-	-	-	85.4	137.1	6M15	48.6	0.6
Iraqi Middle East Bank	BIME	0.51	0.50	0.51	-2.0%	0.51	0.50	27	131	66	36.4	100.8	6M15	16.0	0.4
Kurdistan Int. Bank	BKUI	-	no trade	1.54	-	-	-	-	-	-	11.0	496.8	6M15	15.5	1.3
Mosul Bank	BMFI	0.37	0.39	0.37	5.4%	0.39	0.37	27	102	39	25.3	79.4	6M15	-	0.4
Al-Mansour Bank	BMNS	-	no trade	0.86	-	-	-	-	-	-	13.1	173.4	6M15	11.7	0.8
National Islamic Bank	BNAI	-	Suspend/ISC	1.20	-	-	-	-	-	-	46.4	242.9	3M15	12.4	1.0
National Bank of Iraq	BNOI	-	no trade	0.63	-	-	-	-	-	-	1.1	127.0	6M15	33.7	0.6
North Bank	BNOR	-	Suspend/ISC	0.56	-	-	-	-	-	-	39.9	135.5	6M15	15.2	0.5
Credit Bank of Iraq	BROI	-	no trade	0.72	-	-	-	-	-	-	14.7	145.2	6M15	11.9	0.6
Sumer Commercial Bank	BSUC	0.95	0.95	0.95	0.0%	0.95	0.95	4	52	50	24.5	191.5	6M15	88.9	0.9
Trans Iraq Bank for Investment (NR)	BTRI	-	no trade	1.00	-	-	-	-	-	-	-	212.9	6M15	19.6	1.0
United Bank	BUND	0.48	0.49	0.49	0.0%	0.49	0.48	21	49	23	29.3	118.5	6M15	11.4	0.4
Union Bank	BUOI	0.82	0.82	0.82	0.0%	0.82	0.82	1	0	0	1.8	166.6	6M15	-	0.7
Banking Sector Total								241	685	405		3,686.1			

Source: Iraq Stock Exchange

Performance of Traded Shares

Company Names	ISX Code	Opening Price (IQD/share)	Price at Session Close (IQD/share)	Previous Closing Price (IQD/share)	Change in Closing Price	Highest Price (IQD/share)	Lowest Price (IQD/share)	No. of Trades (#/d)	No. of Traded Shares (mn)/d	Trading Vol. (IQDmn) /d	Avg. daily trading vol. ('000 \$)*	Mcap (\$mn)	Last Fin.**	P/E (Last)	P/BV (Last)
Industry Sector															
Baghdad for Packing Materials	IBPM	-	no trade	1.60	-	-	-	-	-	-	0.4	1.4	6M15	-	1.7
Baghdad Soft Drinks	IBSD	2.20	2.20	2.20	0.0%	2.20	2.10	13	6	13	86.3	236.0	6M15	12.1	1.4
Electronic Industries	IELI	-	Suspend/ISC	1.01	-	-	-	-	-	-	1.2	14.7	6M15	-	0.9
Fallujah for Construction Mat.	IFCM	-	Suspend/ISC	1.51	-	-	-	-	-	-	0.9	3.8	9M13	87.4	1.6
Nationality Househ. Furniture	IHFI	-	Suspend/ISC	0.90	-	-	-	-	-	-	-	0.9	3M14	-	0.6
Al-Hilal Industries	IHLI	0.55	0.55	0.55	0.0%	0.55	0.55	3	2	1	2.0	5.5	6M15	-	-
Iraqi for Carton Manufact. & Trading	IICM	-	no trade	0.45	-	-	-	-	-	-	0.1	2.8	6M15	-	-
Iraqi Date Processing&Mark.	IIDP	1.28	1.28	1.20	6.7%	1.28	1.28	1	1	1	9.2	17.8	6M15	-	1.1
Iraqi Engineering Works	IIEW	-	no trade	0.70	-	-	-	-	-	-	0.6	0.8	6M15	-	0.7
Iraqi For Tufted Carpets	IITC	-	Suspend/ISC	4.00	-	-	-	-	-	-	0.4	1.6	3M15	89.9	1.0
Al -Khazer for Construction M.	IKHC	-	no trade	1.56	-	-	-	-	-	-	0.0	1.4	9M13	42.0	1.3
AL- Kindi of Veterinary Vac.	IKLV	-	Suspend/ISC	1.11	-	-	-	-	-	-	4.2	5.3	6M15	-	1.1
Al-Mansour Pharma. Ind.	IMAP	-	no trade	0.91	-	-	-	-	-	-	7.7	4.7	6M15	6.1	0.7
Modern Chemical Industries(NR)	IMCI	-	no trade	85.00	-	-	-	-	-	-	0.0	12.3	6M15	175.7	3.0
Modern Construction Mat.	IMCM	-	Suspend/ISC	0.47	-	-	-	-	-	-	0.0	2.0	9M13	-	0.5
Metallic Ind. and Bicycles	IMIB	-	no trade	0.56	-	-	-	-	-	-	0.1	3.4	6M15	-	7.8
Modern Sewing***	IMOS	-	no trade	2.55	-	-	-	-	-	-	0.6	2.1	6M15	21.6	2.5
Modern Paint Industries	IMPI	-	Suspend/ISC	1.25	-	-	-	-	-	-	1.4	9.3	6M15	-	2.1
National Chemical Industries	INCP	-	Suspend/GA	0.62	-	-	-	-	-	-	5.7	7.6	6M15	-	2.0
North Soft Drinks	INSD	-	Suspend/ISC	0.35	-	-	-	-	-	-	-	11.7	3M13	-	0.4
Ready Made Clothes	IRMC	-	no trade	6.78	-	-	-	-	-	-	0.6	8.7	6M15	-	6.0
The Light Industries	ITLI	-	no trade	0.53	-	-	-	-	-	-	4.8	7.2	6M15	-	-
Industry Sector Total								17	8	14		361.0			
Hotels & Tourism Sector															
Ashour Hotel	HASH	-	Suspend/ISC	5.60	-	-	-	-	-	-	0.5	1.7	3M14	4.8	9.4
Baghdad Hotel	HBAG	7.35	7.47	7.30	2.3%	7.47	7.35	5	0	2	8.2	23.2	6M15	16.9	6.2
Babylon Hotel***	HBAY	48.25	48.00	50.00	-4.0%	48.25	48.00	4	0	8	12.5	77.4	6M15	-	-
Ishtar Hotels	HISH	19.95	19.99	19.95	0.2%	19.99	19.95	5	1	11	16.4	36.3	6M15	38.6	7.9
Karbala Hotels	HKAR	1.62	1.62	1.62	0.0%	1.62	1.62	1	0	0	1.8	6.5	6M15	55.5	1.4
Mansour Hotel	HMAN	-	no trade	20.25	-	-	-	-	-	-	3.6	47.7	6M15	72.2	34.9
National for Tourist Invest.	HNTI	13.00	13.00	12.00	8.3%	13.00	13.00	1	0	0	1.8	57.0	6M15	149.3	9.1
Palestine Hotel	HPAL	11.40	11.40	11.40	0.0%	11.45	11.40	27	5	56	10.2	41.1	6M15	16.7	5.4
Al-Sadeer Hotel	HSAD	-	Suspend/ISC	21.25	-	-	-	-	-	-	1.5	21.2	6M15	-	25.8
Mosul Dam Tourist Village	HTVM	-	Suspend/ISC	5.00	-	-	-	-	-	-	0.3	1.0	3M14	33.4	-
Hotel&Tourism Sector Total								43	6	78		313.1			

Source: Iraq Stock Exchange

Performance of Traded Shares

Company Names	ISX Code	Opening Price (IQD/share)	Price at Session Close (IQD/share)	Previous Closing Price (IQD/share)	Change in Closing Price	Highest Price (IQD/share)	Lowest Price (IQD/share)	No. of Trades (#/d)	No. of Traded Shares (mn)/d	Trading Vol. (IQDmn) /d	Avg. daily trading vol. ('000 \$)*	Mcap (\$mn)	Last Fin.**	P/E (Last)	P/BV (Last)
Services Sector															
Al-Ameen Estate Inv.(NR)	SAEI	-	Suspend/GA	0.50	-	-	-	-	-	-	0.0	2.8	6M15	-	0.5
AL-Badia for General Trans	SBAG	1.22	1.23	1.24	-0.8%	1.24	1.22	4	1	1	7.1	2.2	6M15	-	0.7
Baghdad Motor Cars Servicing	SBMC	-	Suspend/ISC	1.69	-	-	-	-	-	-	-	1.5	9M12	4.9	1.0
Baghdad Passengers Transport	SBPT	19.40	19.10	19.50	-2.1%	19.40	19.10	6	0	8	3.6	15.4	6M15	27.6	8.5
Iraqi for General Transp.***	SIGT	-	Suspend/ISC	1.64	-	-	-	-	-	-	16.1	5.2	6M15	-	-
Iraqi Land Transport	SILT	1.45	1.44	1.46	-1.4%	1.45	1.44	6	6	8	9.5	16.3	6M15	-	1.1
Kharkh Tour Amuzement City	SKTA	6.80	6.78	6.75	0.4%	6.80	6.65	19	4	27	33.0	5.5	6M15	111.5	5.6
Al-Mosul for Funfairs	SMOF	-	Suspend/ISC	14.52	-	-	-	-	-	-	-	4.7	3M14	5.0	2.5
Mamoura Realestate Inv.***	SMRI	4.40	4.43	4.55	-2.6%	4.50	4.35	13	3	15	37.9	68.6	6M15	102.4	4.6
AL-Nukhba for Construction***	SNUC	-	no trade	0.55	-	-	-	-	-	-	1.0	0.9	6M15	-	0.4
Services Sector Total								48	15	60		122.9			
Agriculture Sector															
Al-Ahlyia for Agricultural Prod.	AAHP	-	no trade	1.10	-	-	-	-	-	-	0.0	0.5	3M15	1.7	2.0
Iraqi Agr. Prod. Mark. Meat	AIPM	4.33	4.22	4.20	0.5%	4.33	4.13	9	1	2	3.1	15.3	6M15	48.6	2.8
Iraqi Agricultural Products	AIRP	-	no trade	7.66	-	-	-	-	-	-	0.7	2.2	6M15	26.3	1.1
Iraqi for Seed Production	AISP	5.40	5.40	5.36	0.7%	5.41	5.39	11	2	13	20.2	32.7	FY13	4.3	2.7
Modern Animal & Agr. Production	AMAP	0.62	0.62	0.62	0.0%	0.62	0.62	1	0	0	0.3	2.0	6M15	58.4	0.5
Middle East for Prod.- Fish	AMEF	6.70	6.70	6.75	-0.7%	6.70	6.70	1	0	0	0.0	1.6	3M15	55.9	1.3
Agriculture Sector Total								22	3	15		54.3			
Insurance Sector															
Ahliya For Insurance	NAHF	-	no trade	0.54	-	-	-	-	-	-	0.1	1.1	6M15	-	0.4
Al-Ameen for Insurance	NAME	-	no trade	0.94	-	-	-	-	-	-	2.1	3.8	6M15	11.7	1.1
Dar Al-Salam for Insurance	NDSA	-	no trade	1.19	-	-	-	-	-	-	0.0	3.4	6M15	9.3	0.8
Gulf Insurance&Reinsurance***	NGIR	0.34	0.37	0.37	0.0%	0.37	0.34	3	1	0	0.5	1.5	6M15	-	1.0
Al-Hamraa for Insurance (NR)	NHAM	-	no trade	0.64	-	-	-	-	-	-	0.1	2.6	6M15	7.3	0.5
Insurance Sector Total								3	1	0		12.3			
Investment Sector															
Al-Ameen Financial Inv. (NR)	VAMF	-	no trade	1.60	-	-	-	-	-	-	0.0	1.3	6M15	-	2.0
AL- Batek Investment(NR)	VBAT	-	no trade	0.80	-	-	-	-	-	-	-	0.6	6M15	-	0.6
Al-Khair for Financial Inv. (NR)	VKHF	-	Suspend/ISC	0.38	-	-	-	-	-	-	-	2.1	FY14	-	0.4
Bain Al-Nahrain Financial Inv.(NR)	VMES	-	no trade	1.00	-	-	-	-	-	-	-	0.8	6M15	-	1.0
AL-Wiaam for Financial Inv.	VWIF	-	no trade	0.89	-	-	-	-	-	-	0.0	1.4	6M15	-	1.0
Al-Zawraa for Financial Inv.	VZAF	-	no trade	0.63	-	-	-	-	-	-	0.0	0.6	6M15	-	0.6
Investment Sector Total								-	-	-		6.9			

Source: Iraq Stock Exchange

Performance of Traded Shares

Company Names	ISX Code	Opening Price (IQD/share)	Price at Session Close (IQD/share)	Previous Closing Price (IQD/share)	Change in Closing Price	Highest Price (IQD/share)	Lowest Price (IQD/share)	No. of Trades (#/d)	No. of Traded Shares (mn)/d	Trading Vol. (IQDmn) /d	Avg. daily trading vol. ('000 \$)*	Mcap (\$mn)	Last Fin. **	P/E (Last)	P/BV (Last)
Money Transfer Sector															
Al-Harir for Money Transfer(NR)	MTAH	-	Suspend/ISC & GA		-	-	-	-	-	-	-	-	6M15	-	-
Al-Taif Money Transfer(NR)	MTAI	-	no trade	3.18	-	-	-	-	-	-	0.0	97.5	6M15	-	2.6
Al Muhej Money Transfer(NR)	MTAM	-	no trade		-	-	-	-	-	-	-	-	FY14	-	-
Al-Iraqia for Money Transfer(NR)	MTIR	-	Suspend/ISC		-	-	-	-	-	-	-	-	FY14	-	-
Al-Manafaa Co. for Money Trans.(NR)	MTMA	-	Suspend/ISC		-	-	-	-	-	-	-	-	FY14	-	-
Mouta for Remittance(NR)	MTMO	-	Suspend/ISC		-	-	-	-	-	-	-	-	FY14	-	-
Al-Motaman for Money Transfer(NR)	MTMT	-	Suspend/ISC	1.00	-	-	-	-	-	-	-	12.1	6M15	-	1.0
Al Nibal Al Arabya for M T.*** (NR)	MTNI	-	no trade		-	-	-	-	-	-	-	-	6M15	0.0	0.0
Alnoor for Money Transfer(NR)	MTNN	-	Suspend/ISC		-	-	-	-	-	-	-	-	3M15	-	-
Nobles for Money Transfer(NR)	MTNO	-	Suspend/ISC		-	-	-	-	-	-	-	-	FY14	-	-
Al-Rabita Al-Maliya Co.(NR)	MTRA	-	Suspend/ISC		-	-	-	-	-	-	-	-	3M15	-	-
Sama Baghdad Finance Transfer(NR)	MTSB	-	Suspend/ISC		-	-	-	-	-	-	-	-	6M15	-	-
United Arab Money Transfer(NR)	MTUA	-	no trade	1.00	-	-	-	-	-	-	-	36.3	6M15	-	1.0
Al-Waeel for Money Transfer(NR)	MTWA	-	no trade		-	-	-	-	-	-	-	-	6M15	-	-
Money Transfer Sector Total												145.8			
Grand Total								417	723	607		11,554.7			

Source: Iraq Stock Exchange

*Average data was calculated according to recent six months, by dividing the total daily trading volume (excluding two highest trading vol.) to total number of trading days (excluding the No. of days share were suspended due to GA or by ISC).

** Last Financials: The date of the most recent financial statements.

P/E (Last): While calculating P/E (Last), we divided "Current Mcap" to "trailing net profit" when the recently announced financial statements are for the interim period. For the companies which trailing profit cannot be calculated due to lack of information, we divided "Current MCap" to "annualized YTD profit," while calculating P/E (Last). We adjusted unaudited profit before tax values by deducting 15% income tax, while calculating annualized YTD profit.

P/BV (Last): Calculated by dividing "Current Mcap" to "BV in its Last Financials".

***When the original shares resume trading, we start using the number of shares that the company will reach after the capital increase with the assumption that the capital increase was reflected to the price of the shares. We use the new capital in calculating Mcap.

Note: "Suspend/ISC" companies are not trading due to ISC Instructions.

"Suspend/GA" companies are not trading due to General Assembly Meetings.

"(NR)": These are the companies which are trading in the Non-Regular market (in compliance with Iraq Securities Commission law numbered 132/9 on 20/12/2012). These companies were moved to the secondary market (non-regular) because of the decrease in their trading volume and the number of days that these companies are being traded for. Please note, according to the Regulations of the Secondary Market, in each trading session, the average share price will be calculated for each share. The maximum increase and decrease of +/- 20% will be based on the average price in the previous session. The price should be valid during three effective trading sessions after the listing, and it will be free in the first trading session after capital increasing.

"We use the FX rate given by the bank that Rabee Securities makes its banking transactions while calculating the dollar values in our research reports instead of CBI market FX rate to be more conservative."

For any inquiries, contact:

Research

Aysegul Ozge Ozgur - SVP, Head of Research (aozgur@rs.iq)

Tugba Tan, Analyst (ttan@rs.iq)

research@rs.iq

Tel: +90 212 219 2524

Mob: +90 539 456 4566

Trading

traders@rs.iq

Tel: +964 727 002 0407

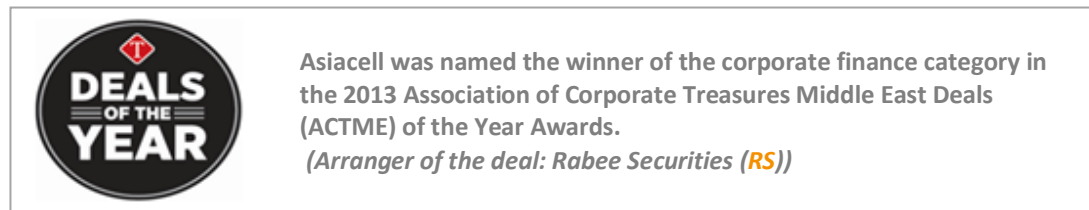
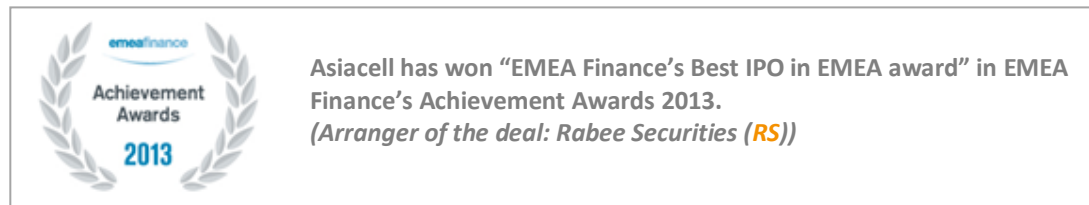
Info

info@rs.iq

Tel: +964 (790) 133 1492

RS Bloomberg page: <RSIQ>

RS Website: RS.IQ



RS is a proud supporter of the Iraq Pavilion in the Venice Biennale 2015.

Baghdad HQ

903/14/19
Karada, Baghdad, Iraq
Tel: +964 727 002 0407

Erbil

Italian Village offices
Office No: 32, Erbil, Iraq
Mob: +964 770 493 9999

Suleymani

Rand Gallery
Office No: 9, Floor:3 , Suleymani, Iraq
Mob: +964 770 651 9944

Istanbul Rep. Office

Halaskargazi cad. No: 103/7A
Osmanbey, Istanbul, Turkey
Tel: +90 212 219 2524
Mob: +90 539 456 4566

DISCLAIMER

This publication may not be reproduced, modified, or re-disseminated in whole or in part without the prior written permission of Rabee Securities. The information provided herein is of a general nature and for informational purposes only and is not intended to serve as an offer or solicitation with respect to the purchase or sale of any security, or as a recommendation to adopt any particular trading strategy. Such information is subject to change without prior notice. Although Rabee Securities obtains information from sources it considers reliable, Rabee Securities makes no representations or warranties, express or implied, as to the information's accuracy or completeness. Furthermore, such information may be incomplete or condensed. Rabee Securities, its affiliates, directors, employees, assigns, agents, and successors bear no liability for any errors or omissions in this publication or for any losses arising from the use of or reliance upon this information. This limitation on liability applies to direct, indirect, consequential, special, punitive, or other damages, as well as damages for loss of profits or business interruption. Investors shall bear all responsibility for investment decisions taken on the basis of the contents of this report. Rabee Securities strongly advises potential investors to seek financial guidance when determining whether an investment is appropriate to their needs. All estimates included in this report constitute Rabee Securities' opinion as of the date published on the report and are subject to change without notice.