

For any inquiries, contact:

Research

Aysegul Ozge Ozgur - SVP, Head of Research (aozgur@rs.iq)
 Tugba Tan, Analyst (ttan@rs.iq)
research@rs.iq

Trading

traders@rs.iq
 Address: 903/14/19
 Karada
 Baghdad-Iraq
 Tel: +964 (0) 727 002 0407
info@rs.iq

RS Website: RS.IQ
RS Bloomberg page: <RSIQ>

Closing prices for the shares traded on the ISX are now available on Bloomberg.

DISCLAIMER

This publication may not be reproduced, modified, or re-disseminated in whole or in part without the prior written permission of Rabee Securities. The information provided herein is of a general nature and for informational purposes only and is not intended to serve as an offer or solicitation with respect to the purchase or sale of any security, or as a recommendation to adopt any particular trading strategy. Such information is subject to change without prior notice. Although Rabee Securities obtains information from sources it considers reliable, Rabee Securities makes no representations or warranties, express or implied, as to the information's accuracy or completeness. Furthermore, such information may be incomplete or condensed. Rabee Securities, its affiliates, directors, employees, assigns, agents, and successors bear no liability for any errors or omissions in this publication or for any losses arising from the use of or reliance upon this information. This limitation on liability applies to direct, indirect, consequential, special, punitive, or other damages, as well as damages for loss of profits or business interruption. Investors shall bear all responsibility for investment decisions taken on the basis of the contents of this report. Rabee Securities strongly advises potential investors to seek financial guidance when determining whether an investment is appropriate to their needs. All estimates included in this report constitute Rabee Securities' opinion as of the date published on the report and are subject to change without notice.

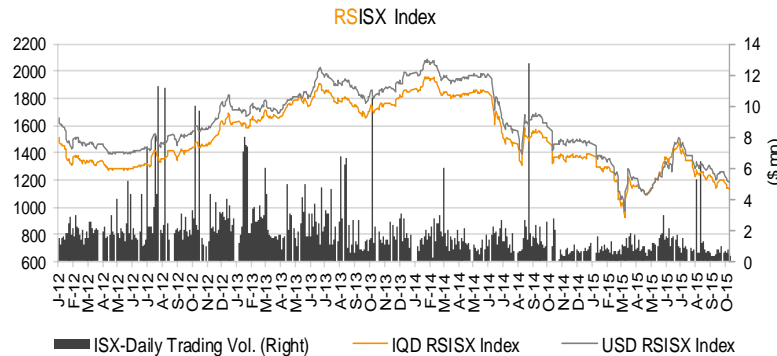
Daily Bulletin / Monday

Iraqi Dinar Value

(CBI Auction Price: 1166 / Market Exchange Rate: 1240)

Daily Value Traded

IQD413,905,000



The RSISX Performance

	Close	Change	YTD Change
IQD RSISX	1133	-0.6%	-18.6%
USD RSISX	1186	-0.6%	-19.9%

News from Iraq

Politics

- The Defense Minister, Khalid Al-Obaidim lead a meeting with a Russian delegation to discuss military cooperation between Baghdad and Moscow. (Alsumaria)

Economics

- Fadhil Naby, Deputy Minister of Finance, said that Iraq has stopped its plans to issue Eurobonds because the interest to be paid will be very high. (All Iraq News)
- The Finance Minister, Houshyar Zebari, has studied with high officials of the IMF the Iraqi benefit of an aid loan offered by the IMF. The studies focused on the benefit of Iraq from an urgent financial aid loan from the IMF to support the budget. (All Iraq News)

ISX - Company Announcements

3Q15 (unaudited) financial results:

Dar Es Salaam Inv. Bank (BDSI): B/S - 3Q15: Assets: IQD621bn, -16% q/q (-2% ytd), Monetary Credits: IQD148bn, +2% q/q (+15% ytd), Deposits: IQD420bn, -14% q/q (-4% ytd). **P&L - 3Q15:** Estimated NBI: IQD3.1bn, -56% q/q (-57% y/y), Operating Profit (Loss): -IQD0.1bn, (vs. IQD3.8bn in 3Q14 and IQD4.4bn in 2Q15), Profit (Loss) Before Tax: -IQD0.4bn, (vs. IQD3.8bn in 3Q14 and IQD4.4bn in 2Q15). **P&L - 9M15:** Est. NBI: IQD18.0bn, -9% y/y, Operating Profit: IQD9.5bn, -12% y/y, Profit Before Tax: IQD9.1bn, -15% y/y.

United Bank (BUND) - B/S - 3Q15: Assets: IQD729bn, -4% q/q (+22% ytd), Monetary Credits: IQD532bn, +4% q/q (+24% ytd), Deposits: IQD239bn, -13% q/q (+28% ytd). **P&L - 3Q15:** Estimated NBI: IQD10.2bn, -13% q/q (-51% y/y), Operating Profit: IQD6.5bn, -22% q/q (-62% y/y), Profit Before Tax: IQD5.9bn, -24% q/q (-72% y/y). **P&L - 9M15:** Estimated NBI: IQD37.0bn, -38% y/y, Operating Profit: IQD26.3bn, -46% y/y, Profit Before Tax: IQD24.5bn, -49% y/y.

Baghdad Soft Drinks (IBSD): P&L - 3Q15: Sales: IQD79.4bn, +20% y/y, Operating Profit: IQD12.3bn, +51% y/y (Op. Profit Margin increased from 12.3% in 3Q14 to 15.5% in 3Q15), Net Profit: IQD12.1bn, +50% y/y (Net Profit Margin increased from 12.3% in 3Q14 to 15.3% in 3Q15), **P&L - 9M15:** Sales: IQD194.5bn, +17% y/y, Op. Profit: IQD24.4bn, +58% y/y (Op. Profit Margin increased from 9.2% in 9M14 to 12.6% in 9M15), Net Profit: IQD24.2bn, +55% y/y (Net Profit Margin increased from 9.4% in 9M14 to 12.4% in 9M15).

- Elaf Islamic Bank (BELF) will resume trading tomorrow (Oct. 13, 2015) after fulfilling ISC's disclosure requirements by disclosing 6M15 financial results.
- Iraqi for Tufted Carpets (IITC) will resume trading tomorrow (Oct. 13, 2015) after fulfilling ISC's disclosure requirements by disclosing 6M15 financial results.
- National Chemical and Plastic Industries (INCP) will resume trading tomorrow (Oct. 13, 2015) after they approved 2014 annual financial results.
- Al-Ameen Estate Investments (SAEI) will resume trading tomorrow (Oct. 13, 2015) after they approved 2014 annual financial results.
- Subscription on 95bn Dar Es Salaam Investment Bank (BDSI) shares extended 30 days starting on Oct. 8, 2015 to increase the capital to IQD250bn through 63.3% rights issue.

Best and Worst Performers

Best Performers		Code	Closing Price(IQD)	% Chg.	Trading Vol. (\$'000)/d
AL-Nukhba Construction		SNUC	0.670	9.8%	0.4
Iraqi for Seed Production		AISP	5.650	4.8%	22.5
United Bank		BUND	0.490	2.1%	9.7
National Met. Ind. and Bicycles		IMIB	0.580	1.8%	4.6
Investment Bank of Iraq		BIBI	0.710	1.4%	8.2

Worst Performers		Code	Closing Price(IQD)	% Chg.	Trading Vol. (\$'000)/d
Mansour Hotel		HMAN	18.800	-7.2%	7.9
Asiacell Communications PJSC		TASC	6.150	-6.8%	24.4
Babylon Hotel		HBAY	44.000	-4.3%	10.8
National for Tourist Investment		HNTI	12.500	-3.8%	0.3
Iraqi Date Processing & Marketing		IIDP	1.400	-3.4%	11.9

Top 5 Traded Volume		Code	Trading Vol. (IQDmn)/d	Trading Vol. (\$'000)/d	Share in total T. Volume
Bank of Baghdad		BBOB	55.8	45.0	13.5%
Sumer Commercial Bank		BSUC	47.3	38.2	11.4%
Iraqi Middle East Inv. Bank		BIME	38.4	30.9	9.3%
Asiacell Communications PJSC		TASC	30.3	24.4	7.3%
Baghdad Soft Drinks		IBSD	28.6	23.0	6.9%

Distribution of Trading Volumes by Sectors

Sector	Trading Vol. (IQD mn)/d	Trading Vol. ('000 \$)/d	Share in Total Trading Volume (%)
Telecom Sector	30.3	24.4	7.3%
Banking Sector	238.2	192.1	57.5%
Industry Sector	49.4	39.8	11.9%
Hotels & Tourism Sec.	42.0	33.9	10.1%
Services Sector	5.7	4.6	1.4%
Agriculture Sector	47.5	38.3	11.5%
Insurance Sector	0.9	0.7	0.2%
Investment Sector	-	-	-
Money Transfer sector	-	-	-
Total	413.9	333.8	100.0%

Daily Transactions in Brief

The RSISX index ended the day at IQD1,133/ \$1,186 (-0.6%), (-18.6% YTD and -19.9% YTD, respectively).

The number of traded shares was 408mn and the trading volume was IQD414mn (\$334K).

7 out of 30 traded listed stocks' price increased while the prices of 17 stocks decreased, and the price of remaining 6 stocks haven't changed.

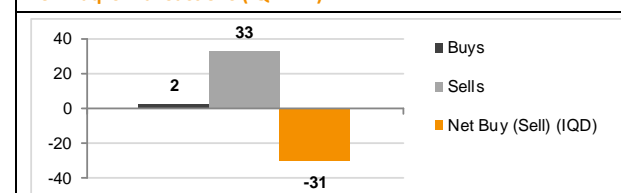
Non Iraqis executed 13 transactions in this session:

Buys: 2 transactions in 1 company operating in telecommunication sector.

Sells: 11 transactions in 3 companies operating in banking sector.

Net Sales: IQD30.6mn (\$25K). Share in total trading volume: 4.2%

Non Iraqi's Transactions (IQD mn)



Note: Follow Rabee Securities (RS) on Twitter, join Facebook and LinkedIn groups.



Performance of Traded Shares

Company Names	ISX Code	Opening Price (IQD/share)	Price at Session Close (IQD/share)	Previous Closing Price (IQD/share)	Change in Closing Price	Highest Price (IQD/share)	Lowest Price (IQD/share)	No. of Trades (#/d)	No. of Traded Shares (mn)/d	Trading Vol. (IQDmn) /d	Avg. daily trading vol. ('000 \$)*	Mcap (\$mn)	Last Fin.**	P/E (Last)	P/BV (Last)
Telecom Sector															
Asiacell Communications PJSC	TASC	6.50	6.15	6.60	-6.8%	6.50	6.10	38	5	30	26.9	1,537.5	6M15	11.9	1.0
Al Khatem Telecom Company	TZNI	-	no trade	3.50	-	-	-	-	-	-	10.9	5,164.7	6M15	37.5	2.6
Telecom Sector Total								38	5	30		6,702.2			
Banking Sector															
Ashur International Bank	BASH	0.52	0.52	0.53	-1.9%	0.52	0.52	4	1	1	31.9	104.8	6M15	23.8	0.5
Babylon Bank	BBAY	0.42	0.42	0.42	0.0%	0.42	0.42	15	46	20	13.2	84.7	6M15	20.2	0.6
Bank of Baghdad	BBOB	1.40	1.40	1.39	0.7%	1.42	1.39	19	40	56	118.0	282.3	6M15	9.8	1.1
Commercial Bank of Iraq	BCOI	0.62	0.62	0.63	-1.6%	0.62	0.61	10	20	12	11.3	125.0	6M15	18.5	0.6
Dijlah & Furat Bank***	BDFD	0.39	0.39	0.40	-2.5%	0.39	0.39	1	1	0	0.1	78.6	6M15	74.3	0.8
Dar Es Salaam Inv. Bank***	BDSI	0.58	0.56	0.57	-1.8%	0.58	0.56	14	28	16	27.4	112.9	9M15	14.1	0.7
Economy Bank	BEFI	-	Suspend/ISC	0.72	-	-	-	-	-	-	-	145.2	3M14	23.3	0.8
Elaf Islamic Bank***	BELF	-	Suspend/ISC	0.50	-	-	-	-	-	-	0.4	100.8	6M15	107.8	0.6
Gulf Commercial Bank	BGUC	0.64	0.64	0.64	0.0%	0.64	0.64	10	24	16	143.2	154.8	6M15	9.4	0.6
Investment Bank of Iraq	BIBI	0.70	0.71	0.70	1.4%	0.71	0.70	9	14	10	43.9	143.1	6M15	9.5	0.6
Iraqi Islamic Bank	BIIB	-	no trade	0.68	-	-	-	-	-	-	79.5	137.1	6M15	48.6	0.6
Iraqi Middle East Bank	BIME	0.50	0.51	0.51	0.0%	0.51	0.50	17	77	38	37.3	102.8	6M15	16.3	0.4
Kurdistan Int. Bank	BKUI	-	no trade	1.54	-	-	-	-	-	-	11.0	496.8	6M15	15.5	1.3
Mosul Bank	BMFI	0.38	0.38	0.39	-2.6%	0.39	0.38	16	27	10	24.7	77.4	6M15	-	0.4
Al-Mansour Bank	BMNS	-	no trade	0.86	-	-	-	-	-	-	13.1	173.4	6M15	11.7	0.8
National Islamic Bank	BNAI	-	no trade	1.20	-	-	-	-	-	-	41.4	242.9	3M15	12.4	1.0
National Bank of Iraq	BNOI	-	no trade	0.63	-	-	-	-	-	-	1.0	127.0	6M15	33.7	0.6
North Bank	BNOR	-	Suspend/ISC	0.56	-	-	-	-	-	-	36.6	135.5	6M15	15.2	0.5
Credit Bank of Iraq	BROI	-	no trade	0.72	-	-	-	-	-	-	13.5	145.2	6M15	11.9	0.6
Sumer Commercial Bank	BSUC	0.95	0.95	0.95	0.0%	0.95	0.95	4	50	47	24.7	191.5	6M15	88.9	0.9
Trans Iraq Bank for Investment (NR)	BTRI	-	no trade	1.00	-	-	-	-	-	-	-	212.9	6M15	19.6	1.0
United Bank	BUND	0.48	0.49	0.48	2.1%	0.49	0.48	15	25	12	33.7	118.5	9M15	-	0.4
Union Bank	BUOI	-	no trade	0.81	-	-	-	-	-	-	1.6	164.6	6M15	-	0.7
Banking Sector Total								134	353	238		3,657.9			

Source: Iraq Stock Exchange

Performance of Traded Shares

Company Names	ISX Code	Opening Price (IQD/share)	Price at Session Close (IQD/share)	Previous Closing Price (IQD/share)	Change in Closing Price	Highest Price (IQD/share)	Lowest Price (IQD/share)	No. of Trades (#/d)	No. of Traded Shares (mn)/d	Trading Vol. (IQDmn) /d	Avg. daily trading vol. ('000 \$)*	Mcap (\$mn)	Last Fin.**	P/E (Last)	P/BV (Last)
Industry Sector															
Baghdad for Packing Materials	IBPM	-	Suspend/GA	1.76	-	-	-	-	-	-	0.5	1.5	6M15	-	1.8
Baghdad Soft Drinks	IBSD	2.14	2.12	2.14	-0.9%	2.14	2.12	27	13	29	87.7	227.4	9M15	10.0	1.3
Electronic Industries	IELI	-	Suspend/ISC	1.01	-	-	-	-	-	-	1.2	14.7	6M15	-	0.9
Fallujah for Construction Mat.	IFCM	-	Suspend/ISC	1.51	-	-	-	-	-	-	0.9	3.8	9M13	87.4	1.6
Nationality Househ. Furniture	IHFI	-	Suspend/ISC	0.90	-	-	-	-	-	-	-	0.9	3M14	-	0.6
Al-Hilal Industries	IHLI	-	no trade	0.55	-	-	-	-	-	-	1.7	5.5	6M15	-	-
Iraqi for Carton Manufact. & Trading	IICM	-	no trade	0.45	-	-	-	-	-	-	0.1	2.8	6M15	-	-
Iraqi Date Processing&Mark.	IIDP	1.40	1.40	1.45	-3.4%	1.44	1.40	14	10	15	9.0	19.5	6M15	-	1.2
Iraqi Engineering Works	IIEW	-	no trade	0.70	-	-	-	-	-	-	0.6	0.8	6M15	-	0.7
Iraqi For Tufted Carpets	IITC	-	Suspend/ISC	4.00	-	-	-	-	-	-	0.3	1.6	3M15	89.9	1.0
Al -Khazer for Construction M.	IKHC	-	no trade	1.56	-	-	-	-	-	-	0.0	1.4	9M13	42.0	1.3
AL- Kindi of Veterinary Vac.	IKLV	-	Suspend/ISC	1.11	-	-	-	-	-	-	4.1	5.3	6M15	-	1.1
Al-Mansour Pharma. Ind.	IMAP	-	no trade	0.90	-	-	-	-	-	-	7.7	4.7	6M15	6.0	0.7
Modern Chemical Industries(NR)	IMCI	-	no trade	85.00	-	-	-	-	-	-	-	12.3	6M15	175.7	3.0
Modern Construction Mat.	IMCM	-	Suspend/ISC	0.47	-	-	-	-	-	-	0.0	2.0	9M13	-	0.5
Metallic Ind. and Bicycles	IMIB	0.56	0.58	0.57	1.8%	0.58	0.56	3	10	6	0.1	3.5	6M15	-	8.1
Modern Sewing***	IMOS	-	no trade	2.75	-	-	-	-	-	-	0.7	2.2	6M15	23.3	2.7
Modern Paint Industries	IMPI	-	Suspend/ISC	1.25	-	-	-	-	-	-	1.4	9.3	6M15	-	2.1
National Chemical Industries	INCP	-	Suspend/GA	0.62	-	-	-	-	-	-	5.8	7.6	6M15	-	2.0
North Soft Drinks	INSD	-	Suspend/ISC	0.35	-	-	-	-	-	-	-	11.7	3M13	-	0.4
Ready Made Clothes	IRMC	-	no trade	6.78	-	-	-	-	-	-	0.6	8.7	6M15	-	6.0
The Light Industries	ITLI	0.53	0.53	0.54	-1.9%	0.53	0.53	1	1	0	4.8	7.2	6M15	-	-
Industry Sector Total								45	35	49		354.4			
Hotels & Tourism Sector															
Ashour Hotel	HASH	-	Suspend/ISC	5.60	-	-	-	-	-	-	0.6	1.7	3M14	4.8	9.4
Baghdad Hotel	HBAG	7.75	7.60	7.75	-1.9%	7.75	7.60	4	0	1	8.1	23.6	6M15	17.2	6.3
Babylon Hotel***	HBAY	46.00	44.00	46.00	-4.3%	46.00	44.00	11	0	13	12.7	71.0	6M15	-	-
Ishtar Hotels	HISH	19.60	19.60	19.60	0.0%	19.60	19.60	3	0	5	16.0	35.6	6M15	37.9	7.7
Karbala Hotels	HKAR	-	no trade	1.61	-	-	-	-	-	-	1.8	6.5	6M15	55.1	1.4
Mansour Hotel	HMAN	19.00	18.80	20.25	-7.2%	19.00	18.80	3	1	10	3.4	44.3	6M15	67.1	32.4
National for Tourist Invest.	HNTI	12.99	12.50	13.00	-3.8%	12.99	12.50	3	0	0	1.8	54.8	6M15	143.6	8.8
Palestine Hotel	HPAL	11.00	10.80	11.00	-1.8%	11.00	10.80	8	1	12	9.5	38.9	6M15	15.8	5.1
Al-Sadeer Hotel	HSAD	-	Suspend/ISC	21.25	-	-	-	-	-	-	1.3	21.2	6M15	-	25.8
Mosul Dam Tourist Village	HTVM	-	Suspend/ISC	5.00	-	-	-	-	-	-	0.3	1.0	3M14	33.4	-
Hotel&Tourism Sector Total								32	2	42		298.5			

Source: Iraq Stock Exchange

Performance of Traded Shares

Company Names	ISX Code	Opening Price (IQD/share)	Price at Session Close (IQD/share)	Previous Closing Price (IQD/share)	Change in Closing Price	Highest Price (IQD/share)	Lowest Price (IQD/share)	No. of Trades (#/d)	No. of Traded Shares (mn)/d	Trading Vol. (IQDmn) /d	Avg. daily trading vol. ('000 \$)*	Mcap (\$mn)	Last Fin.**	P/E (Last)	P/BV (Last)
Services Sector															
Al-Ameen Estate Inv.(NR)	SAEI	-	Suspend/GA	0.50	-	-	-	-	-	-	0.0	2.8	6M15	-	0.5
AL-Badia for General Trans	SBAG	-	no trade	1.20	-	-	-	-	-	-	7.0	2.1	6M15	-	0.7
Baghdad Motor Cars Servicing	SBMC	-	Suspend/ISC	1.69	-	-	-	-	-	-	-	1.5	9M12	4.9	1.0
Baghdad Passengers Transport	SBPT	-	no trade	19.00	-	-	-	-	-	-	3.4	15.3	6M15	27.5	8.4
Iraqi for General Transp.***	SIGT	-	Suspend/ISC	1.64	-	-	-	-	-	-	16.1	5.2	6M15	-	-
Iraqi Land Transport	SILT	1.40	1.40	1.40	0.0%	1.40	1.40	3	1	2	9.6	15.8	6M15	-	1.1
Kharkh Tour Amuzement City	SKTA	6.70	6.63	6.68	-0.7%	6.70	6.63	8	0	3	32.7	5.3	6M15	109.0	5.5
Al-Mosul for Funfairs	SMOF	-	Suspend/ISC	14.52	-	-	-	-	-	-	-	4.7	3M14	5.0	2.5
Mamoura Real-estate Inv.***	SMRI	4.17	4.17	4.29	-2.8%	4.17	4.17	2	0	0	37.7	64.6	6M15	96.4	4.3
AL-Nukhba for Construction***	SNUC	0.67	0.67	0.61	9.8%	0.67	0.67	2	1	1	1.1	1.1	6M15	-	0.5
Services Sector Total								15	3	6		118.4			
Agriculture Sector															
Al-Ahlyia for Agricultural Prod.	AAHP	-	no trade	1.10	-	-	-	-	-	-	0.0	0.5	3M15	1.7	2.0
Iraqi Agr. Prod. Mark. Meat	AIPM	4.60	4.65	4.59	1.3%	4.67	4.56	47	4	20	3.3	16.9	6M15	53.6	3.1
Iraqi Agricultural Products	AIRP	-	no trade	7.66	-	-	-	-	-	-	0.7	2.2	6M15	26.3	1.1
Iraqi for Seed Production	AISP	5.41	5.65	5.39	4.8%	5.73	5.41	35	5	28	19.2	34.2	FY13	4.5	2.8
Modern Animal & Agr. Production	AMAP	-	no trade	0.62	-	-	-	-	-	-	0.3	2.0	6M15	58.4	0.5
Middle East for Prod.- Fish	AMEF	-	no trade	6.70	-	-	-	-	-	-	0.0	1.6	3M15	55.9	1.3
Agriculture Sector Total								82	9	48		57.4			
Insurance Sector															
AHliya For Insurance	NAHF	-	no trade	0.54	-	-	-	-	-	-	0.1	1.1	6M15	-	0.4
Al-Ameen for Insurance	NAME	0.87	0.87	0.88	-1.1%	0.87	0.87	3	1	1	2.1	3.5	6M15	10.9	1.0
Dar Al-Salam for Insurance	NDSA	-	no trade	1.12	-	-	-	-	-	-	0.0	3.2	6M15	8.7	0.8
Gulf Insurance&Reinsurance***	NGIR	-	no trade	0.37	-	-	-	-	-	-	0.4	1.5	6M15	-	1.0
Al-Hamraa for Insurance (NR)	NHAM	-	no trade	0.64	-	-	-	-	-	-	0.1	2.6	6M15	7.3	0.5
Insurance Sector Total								3	1	1		11.8			
Investment Sector															
Al-Ameen Financial Inv. (NR)	VAMF	-	no trade	1.70	-	-	-	-	-	-	0.0	1.4	6M15	-	2.1
AL- Batek Investment(NR)	VBAT	-	no trade	0.80	-	-	-	-	-	-	-	0.6	6M15	-	0.6
Al-Khair for Financial Inv. (NR)	VKHF	-	Suspend/ISC	0.38	-	-	-	-	-	-	-	2.1	FY14	-	0.4
Bain Al-Nahrain Financial Inv.(NR)	VMES	-	no trade	1.00	-	-	-	-	-	-	-	0.8	6M15	-	1.0
AL-Wiaam for Financial Inv.	VWIF	-	no trade	0.89	-	-	-	-	-	-	0.0	1.4	6M15	-	1.0
Al-Zawraa for Financial Inv.	VZAF	-	no trade	0.63	-	-	-	-	-	-	0.0	0.6	6M15	-	0.6
Investment Sector Total								-	-	-		7.0			

Source: Iraq Stock Exchange

Performance of Traded Shares

Company Names	ISX Code	Opening Price (IQD/share)	Price at Session Close (IQD/share)	Previous Closing Price (IQD/share)	Change in Closing Price	Highest Price (IQD/share)	Lowest Price (IQD/share)	No. of Trades (#/d)	No. of Traded Shares (mn)/d	Trading Vol. (IQDmn) /d	Avg. daily trading vol. ('000 \$)*	Mcap (\$mn)	Last Fin. **	P/E (Last)	P/BV (Last)
Money Transfer Sector															
Al-Harir for Money Transfer(NR)	MTAH	-	Suspend/ISC & GA		-	-	-	-	-	-	-	-	6M15	-	-
Al-Taif Money Transfer(NR)	MTAI	-	no trade	3.18	-	-	-	-	-	-	0.0	97.5	6M15	-	2.6
Al Muhej Money Transfer(NR)	MTAM	-	no trade		-	-	-	-	-	-	-	-	FY14	-	-
Al-Iraqia for Money Transfer(NR)	MTIR	-	Suspend/ISC		-	-	-	-	-	-	-	-	FY14	-	-
Al-Manafaa Co. for Money Trans.(NR)	MTMA	-	Suspend/ISC		-	-	-	-	-	-	-	-	FY14	-	-
Mouta for Remittance(NR)	MTMO	-	Suspend/ISC		-	-	-	-	-	-	-	-	FY14	-	-
Al-Motaman for Money Transfer(NR)	MTMT	-	Suspend/ISC	1.00	-	-	-	-	-	-	-	12.1	6M15	-	1.0
Al Nibal Al Arabya for M. Tra.*** (NR)	MTNI	-	no trade		-	-	-	-	-	-	-	-	6M15	0.0	0.0
Alnoor for Money Transfer(NR)	MTNN	-	Suspend/ISC		-	-	-	-	-	-	-	-	3M15	-	-
Nobles for Money Transfer(NR)	MTNO	-	Suspend/ISC		-	-	-	-	-	-	-	-	FY14	-	-
Al-Rabita Al-Maliya Co.(NR)	MTRA	-	Suspend/ISC		-	-	-	-	-	-	-	-	3M15	-	-
Sama Baghdad Finance Transfer(NR)	MTSB	-	Suspend/ISC		-	-	-	-	-	-	-	-	6M15	-	-
United Arab Money Transfer(NR)	MTUA	-	no trade	1.00	-	-	-	-	-	-	-	36.3	6M15	-	1.0
Al-Waeel for Money Transfer(NR)	MTWA	-	no trade		-	-	-	-	-	-	-	-	6M15	-	-
Money Transfer Sector Total												145.8			
Grand Total								349	408	414		11,353.5			

Source: Iraq Stock Exchange

*Average data was calculated according to recent six months, by dividing the total daily trading volume (excluding two highest trading vol.) to total number of trading days (excluding the No. of days share were suspended due to GA or by ISC).

** Last Financials: The date of the most recent financial statements.

P/E (Last): While calculating P/E (Last), we divided "Current Mcap" to "trailing net profit" when the recently announced financial statements are for the interim period. For the companies which trailing profit cannot be calculated due to lack of information, we divided "Current MCap" to "annualized YTD profit," while calculating P/E (Last). We adjusted unaudited profit before tax values by deducting 15% income tax, while calculating annualized YTD profit.

P/BV (Last): Calculated by dividing "Current Mcap" to "BV in its Last Financials".

***When the original shares resume trading, we start using the number of shares that the company will reach after the capital increase with the assumption that the capital increase was reflected to the price of the shares. We use the new capital in calculating Mcap.

Note: "Suspend/ISC" companies are not trading due to ISC Instructions.

"Suspend/GA" companies are not trading due to General Assembly Meetings.

"(NR)": These are the companies which are trading in the Non-Regular market (in compliance with Iraq Securities Commission law numbered 132/9 on 20/12/2012). These companies were moved to the secondary market (non-regular) because of the decrease in their trading volume and the number of days that these companies are being traded for. Please note, according to the Regulations of the Secondary Market, in each trading session, the average share price will be calculated for each share. The maximum increase and decrease of +/- 20% will be based on the average price in the previous session. The price should be valid during three effective trading sessions after the listing, and it will be free in the first trading session after capital increasing.

"We use the FX rate given by the bank that Rabee Securities makes its banking transactions while calculating the dollar values in our research reports instead of CBI market FX rate to be more conservative."

For any inquiries, contact:

Research

Aysegul Ozge Ozgur - SVP, Head of Research (aozgur@rs.iq)

Tugba Tan, Analyst (ttan@rs.iq)

research@rs.iq

Tel: +90 212 219 2524

Mob: +90 539 456 4566

Trading

traders@rs.iq

Tel: +964 727 002 0407

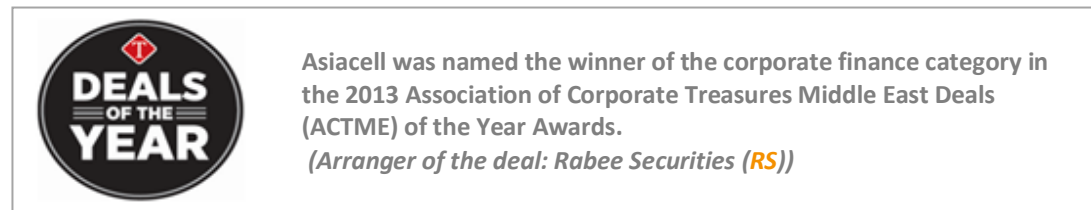
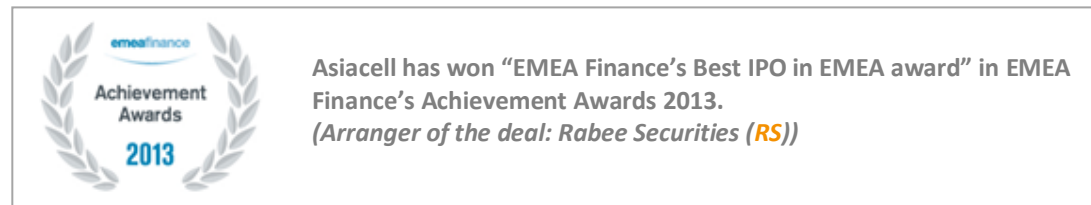
Info

info@rs.iq

Tel: +964 (790) 133 1492

RS Bloomberg page: <RSIQ>

RS Website: RS.IQ



RS is a proud supporter of the Iraq Pavilion in the Venice Biennale 2015.

Baghdad HQ

903/14/19
Karada, Baghdad, Iraq
Tel: +964 727 002 0407

Erbil

Italian Village offices
Office No: 32, Erbil, Iraq
Mob: +964 770 493 9999

Suleymani

Rand Gallery
Office No: 9, Floor:3 , Suleymani, Iraq
Mob: +964 770 651 9944

Istanbul Rep. Office

Halaskargazi cad. No: 103/7A
Osmanbey, Istanbul, Turkey
Tel: +90 212 219 2524
Mob: +90 539 456 4566

DISCLAIMER

This publication may not be reproduced, modified, or re-disseminated in whole or in part without the prior written permission of Rabee Securities. The information provided herein is of a general nature and for informational purposes only and is not intended to serve as an offer or solicitation with respect to the purchase or sale of any security, or as a recommendation to adopt any particular trading strategy. Such information is subject to change without prior notice. Although Rabee Securities obtains information from sources it considers reliable, Rabee Securities makes no representations or warranties, express or implied, as to the information's accuracy or completeness. Furthermore, such information may be incomplete or condensed. Rabee Securities, its affiliates, directors, employees, assigns, agents, and successors bear no liability for any errors or omissions in this publication or for any losses arising from the use of or reliance upon this information. This limitation on liability applies to direct, indirect, consequential, special, punitive, or other damages, as well as damages for loss of profits or business interruption. Investors shall bear all responsibility for investment decisions taken on the basis of the contents of this report. Rabee Securities strongly advises potential investors to seek financial guidance when determining whether an investment is appropriate to their needs. All estimates included in this report constitute Rabee Securities' opinion as of the date published on the report and are subject to change without notice.