

For any inquiries, contact:

Research

Aysegul Ozge Ozgur - SVP, Head of Research (aozgur@rs.iq)
 Tugba Tan, Analyst (ttan@rs.iq)
research@rs.iq

Trading

traders@rs.iq
 Address: 903/14/19
 Karada
 Baghdad-Iraq
 Tel: +964 (0) 727 002 0407
info@rs.iq

RS Website: RS.IQ
RS Bloomberg page: <RSIQ>

Closing prices for the shares traded on the ISX are now available on Bloomberg.

DISCLAIMER

This publication may not be reproduced, modified, or re-disseminated in whole or in part without the prior written permission of Rabee Securities. The information provided herein is of a general nature and for informational purposes only and is not intended to serve as an offer or solicitation with respect to the purchase or sale of any security, or as a recommendation to adopt any particular trading strategy. Such information is subject to change without prior notice. Although Rabee Securities obtains information from sources it considers reliable, Rabee Securities makes no representations or warranties, express or implied, as to the information's accuracy or completeness. Furthermore, such information may be incomplete or condensed. Rabee Securities, its affiliates, directors, employees, assigns, agents, and successors bear no liability for any errors or omissions in this publication or for any losses arising from the use of or reliance upon this information. This limitation on liability applies to direct, indirect, consequential, special, punitive, or other damages, as well as damages for loss of profits or business interruption. Investors shall bear all responsibility for investment decisions taken on the basis of the contents of this report. Rabee Securities strongly advises potential investors to seek financial guidance when determining whether an investment is appropriate to their needs. All estimates included in this report constitute Rabee Securities' opinion as of the date published on the report and are subject to change without notice.

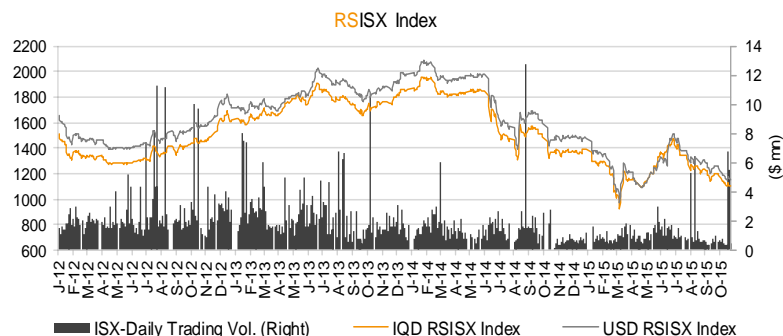
Daily Bulletin / Monday

Iraqi Dinar Value

(CBI Auction Price: 1166 / Market Exchange Rate: 1240)

Daily Value Traded

IQD647,167,000



The RSISX Performance

	Close	Change	YTD Change
IQD RSISX	1105	-0.2%	-20.7%
USD RSISX	1157	-0.2%	-22.0%

News from Iraq

Politics

- A U.S.-led coalition conducted 15 air strikes against IS in Iraq on Sunday, said a U.S. military statement on Monday that reported no air attacks against the group in Syria. The air strikes in Iraq, including five near Ramadi, hit IS fighters, weapons and vehicles, the statement said. Iraq has said it has plans to retake Ramadi, a key Sunni city in western Iraq that was captured by IS in May. (Zawya)
- The president of Kurdistan Regional Government, Nechirvan Barzani, has expressed his willingness to visit Baghdad and solve the pending issues through discussion, in a meeting with the German Consulate in Kurdistan. The German Consulate also pointed out the relations between Germany and Kurdistan region, confirming that his government has sought to help the region in all stages, and especially in the war against terrorism. (All Iraq News)
- The American president, Barack Obama, has announced the quest to empower the partnership with Iraq and put a stop to the war in Syria. (All Iraq News)

Economics

- KRG Minister for Foreign Relations, Falah Mustafa Bakir, discussed business and economic opportunities in the Kurdistan Region with senior members of the New Zealand Middle East Business Council. Mr. Bakir provided an overview of the economic progress in the Kurdistan Region which is an investor-friendly emerging market. He called upon the members of the Council to encourage New Zealand companies to invest in the Kurdistan Region and to assist in building the capacity of Kurdistan's private sector and its trade associations. (Iraq Business News)

ISX - Company Announcements

- Al-Hilal Industries (IHLI) will hold its AGM* on Nov. 19, 2015 to discuss and approve 2014 annual financial results. ISX will suspend trading of IHLI starting on Nov. 15, 2015.
- Iraqi Agricultural Production Marketing Meat (AIPM) will hold its AGM* on Nov. 1, 2015 to discuss and approve 2014 annual financial results and increasing its capital to IQD5.0bn through 11.1% bonus issue. ISX suspended trading of AIPM starting today (Oct. 26, 2015).
- Iraqi Engineering Works (IIEW) will hold its AGM* on Nov. 2, to discuss and approve 2014 annual financial results. ISX suspended trading of IIEW starting today (Oct. 26, 2015).

**(Please note that the ex-date for capital increases and dividend distributions is referred to as "Trading-Suspension day" which is normally one week before the General Assembly Meetings.)*

Best and Worst Performers

Best Performers	Code	Closing Price(IQD)	% Chg.	Trading Vol. (\$'000)/d
Asiacell Communications PJSC	TASC	6.940	9.3%	49.9
Al -Hilal Industries	IHLI	0.570	7.5%	7.3
Modern Sewing	IMOS	2.670	2.7%	0.1
Iraqi For Tufted Carpets	IITC	3.850	1.0%	2.7
Iraqi for Seed Production	AISP	5.600	0.7%	3.7

Worst Performers	Code	Closing Price(IQD)	% Chg.	Trading Vol. (\$'000)/d
AL-Nukhba Construction	SNUC	0.850	-6.6%	4.3
Dar Es Salaam Inv. Bank	BDSI	0.530	-5.4%	6.4
National Chemical Industries	INCP	0.680	-2.9%	3.5
Babylon Bank	BBAY	0.410	-2.4%	1.3
Baghdad Soft Drinks	IBSD	1.910	-2.1%	199.6

Top 5 Traded Volume	Code	Trading Vol. (IQDmn)/d	Trading Vol. (\$'000)/d	Share in total T. Volume
Baghdad Soft Drinks	IBSD	247.5	199.6	38.2%
Asiacell Communications PJSC	TASC	61.9	49.9	9.6%
Gulf Commercial Bank	BGUC	57.2	46.1	8.8%
Kharkh Tour Amusement City	SKTA	52.8	42.6	8.2%
Bank of Baghdad	BBOB	38.0	30.6	5.9%

Distribution of Trading Volumes by Sectors

Sector	Trading Vol. (IQD mn)/d	Trading Vol. ('000 \$)/d	Share in Total Trading Volume (%)
Telecom Sector	61.9	49.9	9.6%
Banking Sector	203.3	163.9	31.4%
Industry Sector	264.9	213.7	40.9%
Hotels & Tourism Sec.	32.5	26.2	5.0%
Services Sector	73.5	59.3	11.4%
Agriculture Sector	11.0	8.9	1.7%
Insurance Sector	-	-	-
Investment Sector	-	-	-
Money Transfer sector	-	-	-
Total	647.2	521.9	100.0%

Daily Transactions in Brief

The RSISX index ended the day at IQD1,105/ \$1,157 (-0.2%), (-20.7% YTD and -22.0% YTD, respectively).

The number of traded shares was 482mn and the trading volume was IQD647mn (\$522K).

5 out of 32 traded listed stocks' price increased while the prices of 12 stocks decreased, and the price of remaining 15 stocks haven't changed.

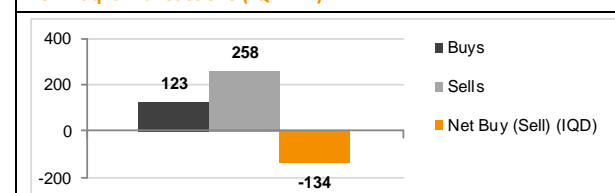
Non Iraqis executed 140 transactions in this session:

Buy: 51 transactions in 4 companies operating in service, industry, telecom and hotels&tourism sectors.

Sell: 89 transactions in 4 companies operating in banking and industry sectors.

Net sell: IQD134.3mn (\$108K). Share in total trading volume: 29.4%

Non Iraqi's Transactions (IQD mn)



Note: Follow Rabee Securities (RS) on Twitter, join Facebook and LinkedIn groups.



Performance of Traded Shares

Company Names	ISX Code	Opening Price (IQD/share)	Price at Session Close (IQD/share)	Previous Closing Price (IQD/share)	Change in Closing Price	Highest Price (IQD/share)	Lowest Price (IQD/share)	No. of Trades (#/d)	No. of Traded Shares (mn)/d	Trading Vol. (IQDmn) /d	Avg. daily trading vol. ('000 \$)*	Mcap (\$mn)	Last Fin.**	P/E (Last)	P/BV (Last)
Telecom Sector															
Asiacell Communications PJSC	TASC	6.40	6.94	6.35	9.3%	6.94	6.40	76	9	62	28.4	1,735.0	6M15	13.4	1.1
Al Khatem Telecom Company	TZNI	-	no trade	3.40	-	-	-	-	-	-	9.7	5,017.1	6M15	36.4	2.5
Telecom Sector Total								76	9	62		6,752.1			
Banking Sector															
Ashur International Bank	BASH	-	no trade	0.50	-	-	-	-	-	-	30.9	100.8	6M15	22.9	0.4
Babylon Bank	BBAY	0.41	0.41	0.42	-2.4%	0.41	0.41	3	4	2	13.3	82.7	6M15	19.7	0.6
Bank of Baghdad	BBOB	1.37	1.37	1.37	0.0%	1.37	1.36	21	28	38	110.3	276.2	9M15	9.6	1.1
Commercial Bank of Iraq	BCOI	0.60	0.59	0.60	-1.7%	0.60	0.59	8	36	21	10.1	119.0	6M15	17.6	0.5
Dijlah & Furat Bank***	BDFD	0.33	0.33	0.33	0.0%	0.33	0.33	2	6	2	0.1	66.5	6M15	62.9	0.6
Dar Es Salaam Inv. Bank***	BDSI	0.53	0.53	0.56	-5.4%	0.53	0.53	6	15	8	34.9	106.9	9M15	13.3	0.7
Economy Bank	BEFI	-	Suspend/ISC	0.72	-	-	-	-	-	-	-	145.2	3M14	23.3	0.8
Elaf Islamic Bank***	BELF	-	no trade	0.46	-	-	-	-	-	-	0.4	92.7	9M15	-	0.5
Gulf Commercial Bank	BGUC	0.61	0.60	0.61	-1.6%	0.61	0.60	22	95	57	123.3	145.2	6M15	8.8	0.5
Investment Bank of Iraq	BIBI	0.69	0.69	0.70	-1.4%	0.69	0.69	10	26	18	43.8	139.1	9M15	12.9	0.6
Iraqi Islamic Bank	BIIB	0.60	0.60	0.60	0.0%	0.60	0.60	2	1	1	73.8	121.0	9M15	38.8	0.6
Iraqi Middle East Bank	BIME	0.52	0.53	0.53	0.0%	0.53	0.51	19	31	16	38.8	106.9	9M15	13.5	0.5
Kurdistan Int. Bank	BKUI	1.48	1.48	1.48	0.0%	1.48	1.48	4	1	1	10.3	477.4	6M15	14.9	1.2
Mosul Bank	BMFI	0.37	0.37	0.37	0.0%	0.37	0.37	2	3	1	24.3	75.3	9M15	-	0.4
Al-Mansour Bank	BMNS	-	no trade	0.83	-	-	-	-	-	-	10.9	167.3	9M15	10.3	0.7
National Islamic Bank	BNAI	-	no trade	1.20	-	-	-	-	-	-	38.5	242.9	6M15	10.0	1.0
National Bank of Iraq	BNOI	-	no trade	0.57	-	-	-	-	-	-	1.0	114.9	9M15	-	0.5
North Bank	BNOR	-	Suspend/ISC	0.56	-	-	-	-	-	-	39.4	135.5	6M15	15.2	0.5
Credit Bank of Iraq	BROI	0.69	0.70	0.70	0.0%	0.70	0.69	7	2	1	13.4	141.1	6M15	11.6	0.6
Sumer Commercial Bank	BSUC	0.95	0.95	0.95	0.0%	0.95	0.95	3	37	35	24.3	191.5	9M15	87.3	0.9
Trans Iraq Bank for Investment (NR)	BTRI	-	no trade	1.00	-	-	-	-	-	-	-	212.9	9M15	16.8	0.9
United Bank	BUND	0.48	0.47	0.47	0.0%	0.48	0.47	2	2	1	70.7	113.7	9M15	-	0.4
Union Bank	BUOI	-	no trade	0.81	-	-	-	-	-	-	1.4	164.6	6M15	-	0.7
Banking Sector Total								111	288	203		3,539.3			

Performance of Traded Shares

Company Names	ISX Code	Opening Price (IQD/share)	Price at Session Close (IQD/share)	Previous Closing Price (IQD/share)	Change in Closing Price	Highest Price (IQD/share)	Lowest Price (IQD/share)	No. of Trades (#/d)	No. of Traded Shares (mn)/d	Trading Vol. (IQDmn) /d	Avg. daily trading vol. ('000 \$)*	Mcap (\$mn)	Last Fin.**	P/E (Last)	P/BV (Last)
Industry Sector															
Baghdad for Packing Materials	IBPM	-	no trade	1.76	-	-	-	-	-	-	0.5	1.5	9M15	-	1.9
Baghdad Soft Drinks	IBSD	1.97	1.91	1.95	-2.1%	1.97	1.90	102	130	247	87.2	204.9	9M15	9.0	1.2
Electronic Industries	IELI	-	Suspend/ISC	1.01	-	-	-	-	-	-	1.1	14.7	6M15	-	0.9
Fallujah for Construction Mat.	IFCM	-	Suspend/ISC	1.51	-	-	-	-	-	-	0.9	3.8	9M13	87.4	1.6
Nationality Househ. Furniture	IHFI	-	Suspend/ISC	0.90	-	-	-	-	-	-	-	0.9	3M14	-	0.6
Al-Hilal Industries	IHLI	0.55	0.57	0.53	7.5%	0.58	0.55	11	16	9	1.7	5.7	6M15	-	-
Iraqi for Carton Manufact. & Trading	IICM	0.45	0.45	0.45	0.0%	0.45	0.45	1	0	0	0.1	2.8	6M15	-	-
Iraqi Date Processing&Mark.	IIDP	-	no trade	1.36	-	-	-	-	-	-	8.8	18.9	6M15	-	1.2
Iraqi Engineering Works	IIEW	-	Suspend/GA	0.70	-	-	-	-	-	-	0.4	0.8	6M15	-	0.7
Iraqi For Tufted Carpets	IITC	3.85	3.85	3.81	1.0%	3.85	3.85	1	1	3	0.3	1.6	6M15	12.0	0.9
Al -Khazer for Construction M.	IKHC	-	no trade	1.56	-	-	-	-	-	-	0.0	1.4	9M13	42.0	1.3
AL- Kindi of Veterinary Vac.	IKLV	-	Suspend/ISC	1.11	-	-	-	-	-	-	3.9	5.3	6M15	-	1.1
Al-Mansour Pharma. Ind.	IMAP	0.90	0.90	0.90	0.0%	0.90	0.90	3	1	1	7.6	4.7	6M15	6.0	0.7
Modern Chemical Industries(NR)	IMCI	-	no trade	85.00	-	-	-	-	-	-	-	12.3	6M15	175.7	3.0
Modern Construction Mat.	IMCM	-	Suspend/ISC	0.47	-	-	-	-	-	-	0.0	2.0	9M13	-	0.5
Metallic Ind. and Bicycles	IMIB	-	Suspend/GA	0.59	-	-	-	-	-	-	0.1	3.6	6M15	-	8.2
Modern Sewing	IMOS	2.65	2.67	2.60	2.7%	2.67	2.65	2	0	0	0.6	2.2	9M15	18.0	2.6
Modern Paint Industries	IMPI	-	Suspend/ISC	1.25	-	-	-	-	-	-	1.6	9.3	6M15	-	2.1
National Chemical Industries	INCP	0.73	0.68	0.70	-2.9%	0.73	0.68	7	6	4	5.7	8.3	6M15	-	2.1
North Soft Drinks	INSD	-	Suspend/ISC	0.35	-	-	-	-	-	-	-	11.7	3M13	-	0.4
Ready Made Clothes	IRMC	-	no trade	6.78	-	-	-	-	-	-	0.5	8.7	6M15	-	6.0
The Light Industries	ITLI	-	no trade	0.54	-	-	-	-	-	-	4.6	7.3	6M15	-	-
Industry Sector Total								127	154	265		332.4			
Hotels & Tourism Sector															
Ashour Hotel	HASH	-	Suspend/ISC	5.60	-	-	-	-	-	-	0.5	1.7	3M14	4.8	9.4
Baghdad Hotel	HBAG	7.50	7.50	7.50	0.0%	7.50	7.50	3	1	5	7.6	23.3	6M15	16.9	6.2
Babylon Hotel***	HBAY	46.75	46.45	46.50	-0.1%	46.75	45.50	12	0	12	14.4	74.9	6M15	-	-
Ishtar Hotels	HISH	-	no trade	19.95	-	-	-	-	-	-	15.1	36.2	6M15	38.5	7.8
Karbala Hotels	HKAR	-	Suspend/GA	1.61	-	-	-	-	-	-	1.8	6.5	6M15	55.1	1.4
Mansour Hotel	HMAN	-	no trade	20.25	-	-	-	-	-	-	3.3	47.7	6M15	72.2	34.9
National for Tourist Invest.***	HNTI	-	Suspend/GA	13.10	-	-	-	-	-	-	1.8	57.4	6M15	150.5	9.2
Palestine Hotel	HPAL	11.00	11.00	11.00	0.0%	11.00	10.92	12	1	16	10.4	39.7	9M15	25.3	4.9
Al-Sadeer Hotel	HSAD	-	Suspend/ISC	21.25	-	-	-	-	-	-	0.8	21.2	6M15	-	25.8
Mosul Dam Tourist Village	HTVM	-	Suspend/ISC	5.00	-	-	-	-	-	-	0.3	1.0	3M14	33.4	-
Hotel&Tourism Sector Total								27	2	33		309.6			

Source: Iraq Stock Exchange

Performance of Traded Shares

Company Names	ISX Code	Opening Price (IQD/share)	Price at Session Close (IQD/share)	Previous Closing Price (IQD/share)	Change in Closing Price	Highest Price (IQD/share)	Lowest Price (IQD/share)	No. of Trades (#/d)	No. of Traded Shares (mn)/d	Trading Vol. (IQDmn) /d	Avg. daily trading vol. ('000 \$)*	Mcap (\$mn)	Last Fin.**	P/E (Last)	P/BV (Last)
Services Sector															
Al-Ameen Estate Inv.(NR)	SAEI	-	no trade	0.50	-	-	-	-	-	-	0.0	2.8	9M15	-	0.5
AL-Badia for General Trans	SBAG	1.15	1.15	1.15	0.0%	1.15	1.15	1	0	0	7.1	2.0	6M15	-	0.7
Baghdad Motor Cars Servicing	SBMC	-	Suspend/ISC	1.69	-	-	-	-	-	-	-	1.5	9M12	4.9	1.0
Baghdad Passengers Transport	SBPT	18.75	18.55	18.75	-1.1%	18.75	18.50	14	0	7	3.4	15.0	6M15	26.8	8.2
Iraqi for General Transp.***	SIGT	-	Suspend/ISC	1.64	-	-	-	-	-	-	17.9	5.2	6M15	-	-
Iraqi Land Transport	SILT	-	no trade	1.36	-	-	-	-	-	-	9.3	15.4	6M15	-	1.0
Kharkh Tour Amuzement City	SKTA	6.48	6.40	6.53	-2.0%	6.49	6.35	35	8	53	31.0	5.2	9M15	58.1	5.2
Al-Mosul for Funfairs	SMOF	-	Suspend/ISC	14.52	-	-	-	-	-	-	-	4.7	3M14	5.0	2.5
Mamoura Real-estate Inv.***	SMRI	4.12	4.15	4.15	0.0%	4.15	4.10	14	2	8	37.6	64.3	9M15	90.7	4.3
AL-Nukhba for Construction	SNUC	0.85	0.85	0.91	-6.6%	0.87	0.83	10	6	5	1.1	1.4	9M15	-	0.7
Services Sector Total								74	17	74		117.3			
Agriculture Sector															
Al-Ahlyia for Agricultural Prod.	AAHP	-	no trade	1.13	-	-	-	-	-	-	0.0	0.5	3M15	1.8	2.1
Iraqi Agr. Prod. Mark. Meat	AIPM	-	Suspend/GA	4.40	-	-	-	-	-	-	4.0	16.0	6M15	50.7	3.0
Iraqi Agricultural Products	AIRP	-	no trade	7.76	-	-	-	-	-	-	0.6	2.3	6M15	26.6	1.1
Iraqi for Seed Production	AISP	5.56	5.60	5.56	0.7%	5.60	5.56	11	1	5	19.2	33.9	FY13	4.5	2.8
Modern Animal & Agr. Production	AMAP	0.61	0.60	0.61	-1.6%	0.61	0.60	2	11	6	0.4	1.9	6M15	56.5	0.5
Middle East for Prod.- Fish	AMEF	-	no trade	6.68	-	-	-	-	-	-	0.0	1.6	3M15	55.7	1.3
Agriculture Sector Total								13	12	11		56.1			
Insurance Sector															
Ahliya For Insurance	NAHF	-	no trade	0.54	-	-	-	-	-	-	0.1	1.1	9M15	-	0.4
Al-Ameen for Insurance	NAME	-	no trade	0.87	-	-	-	-	-	-	2.1	3.5	6M15	10.9	1.0
Dar Al-Salam for Insurance	NDSA	-	no trade	1.12	-	-	-	-	-	-	0.0	3.2	6M15	8.7	0.8
Gulf Insurance&Reinsurance***	NGIR	-	no trade	0.36	-	-	-	-	-	-	0.4	1.5	9M15	-	0.9
Al-Hamraa for Insurance (NR)	NHAM	-	no trade	0.64	-	-	-	-	-	-	0.1	2.6	6M15	7.3	0.5
Insurance Sector Total								-	-	-		11.8			
Investment Sector															
Al-Ameen Financial Inv. (NR)	VAMF	-	no trade	1.70	-	-	-	-	-	-	0.0	1.4	9M15	-	2.1
AL- Batek Investment(NR)	VBAT	-	no trade	0.80	-	-	-	-	-	-	-	0.6	6M15	-	0.6
Al-Khair for Financial Inv. (NR)	VKHF	-	Suspend/ISC	0.38	-	-	-	-	-	-	-	2.1	FY14	-	0.4
Bain Al-Nahrain Financial Inv.(NR)	VMES	-	Suspend/GA	1.00	-	-	-	-	-	-	-	0.8	6M15	-	1.0
AL-Wiaam for Financial Inv.	VWIF	-	no trade	0.89	-	-	-	-	-	-	0.0	1.4	9M15	-	1.0
Al-Zawraa for Financial Inv.	VZAF	-	Suspend/GA	0.63	-	-	-	-	-	-	0.0	0.6	9M15	-	0.6
Investment Sector Total								-	-	-		7.0			

Source: Iraq Stock Exchange

Performance of Traded Shares

Company Names	ISX Code	Opening Price (IQD/share)	Price at Session Close (IQD/share)	Previous Closing Price (IQD/share)	Change in Closing Price	Highest Price (IQD/share)	Lowest Price (IQD/share)	No. of Trades (#/d)	No. of Traded Shares (mn)/d	Trading Vol. (IQDmn) /d	Avg. daily trading vol. ('000 \$)*	Mcap (\$mn)	Last Fin.**	P/E (Last)	P/BV (Last)
Money Transfer Sector															
Al-Harir for Money Transfer***	MTAH	-	no trade		-	-	-	-	-	-	-	-	9M15	-	-
Al-Taif Money Transfer(NR)	MTAI	-	no trade	3.18	-	-	-	-	-	-	0.0	97.5	6M15	-	2.6
Al Muhej Money Transfer(NR)	MTAM	-	no trade		-	-	-	-	-	-	-	-	FY14	-	-
Al-Iraqia for Money Transfer(NR)	MTIR	-	Suspend/ISC		-	-	-	-	-	-	-	-	FY14	-	-
Al-Manafaa Co. for Money Trans.(NR)	MTMA	-	Suspend/ISC		-	-	-	-	-	-	-	-	FY14	-	-
Mouta for Remittance(NR)	MTMO	-	Suspend/ISC		-	-	-	-	-	-	-	-	FY14	-	-
Al-Motaman for Money Transfer(NR)	MTMT	-	Suspend/ISC	1.00	-	-	-	-	-	-	-	12.1	6M15	-	1.0
Al Nibal Al Arabiya for M. Tra.*** (NR)	MTNI	-	no trade		-	-	-	-	-	-	-	-	9M15	0.0	0.0
Alnoor for Money Transfer(NR)	MTNN	-	no trade		-	-	-	-	-	-	-	-	9M15	-	-
Nobles for Money Transfer(NR)	MTNO	-	Suspend/ISC		-	-	-	-	-	-	-	-	FY14	-	-
Al-Rabita Al-Maliya Co.(NR)	MTRA	-	Suspend/ISC		-	-	-	-	-	-	-	-	3M15	-	-
Sama Baghdad Finance Transfer(NR)	MTSB	-	Suspend/ISC		-	-	-	-	-	-	-	-	9M15	-	-
United Arab Money Transfer(NR)	MTUA	-	no trade	1.00	-	-	-	-	-	-	-	36.3	6M15	-	1.0
Al-Waeel for Money Transfer(NR)	MTWA	-	no trade		-	-	-	-	-	-	-	-	6M15	-	-
Money Transfer Sector Total												145.8			
Grand Total								428	482	647		11,271.5			

Source: Iraq Stock Exchange

*Average data was calculated according to recent six months, by dividing the total daily trading volume (excluding two highest trading vol.) to total number of trading days (excluding the No. of days share were suspended due to GA or by ISC).

** Last Financials: The date of the most recent financial statements.

P/E (Last): While calculating P/E (Last), we divided "Current Mcap" to "trailing net profit" when the recently announced financial statements are for the interim period. For the companies which trailing profit cannot be calculated due to lack of information, we divided "Current Mcap" to "annualized YTD profit," while calculating P/E (Last). We adjusted unaudited profit before tax values by deducting 15% income tax, while calculating annualized YTD profit.

P/BV (Last): Calculated by dividing "Current Mcap" to "BV in its Last Financials".

***When the original shares resume trading, we start using the number of shares that the company will reach after the capital increase with the assumption that the capital increase was reflected to the price of the shares. We use the new capital in calculating Mcap.

Note: "Suspend/ISC" companies are not trading due to ISC Instructions.

"Suspend/GA" companies are not trading due to General Assembly Meetings.

"(NR)": These are the companies which are trading in the Non-Regular market (in compliance with Iraq Securities Commission law numbered 132/9 on 20/12/2012). These companies were moved to the secondary market (non-regular) because of the decrease in their trading volume and the number of days that these companies are being traded for. Please note, according to the Regulations of the Secondary Market, in each trading session, the average share price will be calculated for each share. The maximum increase and decrease of +/- 20% will be based on the average price in the previous session. The price should be valid during three effective trading sessions after the listing, and it will be free in the first trading session after capital increasing.

"We use the FX rate given by the bank that Rabee Securities makes its banking transactions while calculating the dollar values in our research reports instead of CBI market FX rate to be more conservative."

For any inquiries, contact:

Research

Aysegul Ozge Ozgur - SVP, Head of Research (aozgur@rs.iq)

Tugba Tan, Analyst (ttan@rs.iq)

research@rs.iq

Tel: +90 212 219 2524

Mob: +90 539 456 4566

Trading

traders@rs.iq

Tel: +964 727 002 0407


Info

info@rs.iq


Tel: +964 (790) 133 1492

RS Bloomberg page: <RSIQ>

RS Website: RS.IQ



Asiacell has won “EMEA Finance’s Best IPO in EMEA award” in EMEA Finance’s Achievement Awards 2013.
(Arranger of the deal: Rabee Securities (RS))



Asiacell was named the winner of the corporate finance category in the 2013 Association of Corporate Treasures Middle East Deals (ACTME) of the Year Awards.
(Arranger of the deal: Rabee Securities (RS))



Best Brokerage House in Iraq
2011 & 2013 & 2014



TMT FINANCE MIDDLE EAST & NORTH AFRICA 2013 CONFERENCE & AWARDS WINNERS
EQUITY CAPITAL MARKETS DEAL OF THE YEAR - ASIACELL IPO ADVISED BY RABEE SECURITIES



RS is a proud supporter of the Iraq Pavilion in the Venice Biennale 2015.

Baghdad HQ

903/14/19
Karada, Baghdad, Iraq
Tel: +964 727 002 0407

Erbil

Italian Village offices
Office No: 32, Erbil, Iraq
Mob: +964 770 493 9999

Suleymani

Rand Gallery
Office No: 9, Floor:3 , Suleymani, Iraq
Mob: +964 770 651 9944

Istanbul Rep. Office

Halaskargazi cad. No: 103/7A
Osmanbey, Istanbul, Turkey
Tel: +90 212 219 2524
Mob: +90 539 456 4566

DISCLAIMER

This publication may not be reproduced, modified, or re-disseminated in whole or in part without the prior written permission of Rabee Securities. The information provided herein is of a general nature and for informational purposes only and is not intended to serve as an offer or solicitation with respect to the purchase or sale of any security, or as a recommendation to adopt any particular trading strategy. Such information is subject to change without prior notice. Although Rabee Securities obtains information from sources it considers reliable, Rabee Securities makes no representations or warranties, express or implied, as to the information's accuracy or completeness. Furthermore, such information may be incomplete or condensed. Rabee Securities, its affiliates, directors, employees, assigns, agents, and successors bear no liability for any errors or omissions in this publication or for any losses arising from the use of or reliance upon this information. This limitation on liability applies to direct, indirect, consequential, special, punitive, or other damages, as well as damages for loss of profits or business interruption. Investors shall bear all responsibility for investment decisions taken on the basis of the contents of this report. Rabee Securities strongly advises potential investors to seek financial guidance when determining whether an investment is appropriate to their needs. All estimates included in this report constitute Rabee Securities' opinion as of the date published on the report and are subject to change without notice.