

RS - Iraq Stock Exchange (ISX) Monthly Report

Rabee Securities (RS**)**

*Website: **RS.IQ***

*Bloomberg page: <**RS.IQ**>*

ISX - Performance

	End of Jun.'16	Chn (m/m)	Chn (ytd)
CBI Auction Price of Iraqi Dinar (IQD/\$)	1182	-	-
Market Exchange Rate (IQD/\$)	1275	-1.9%	4.8%
RSISX Closing (IQD)	741	6.5%	-32.1%
Mcap of ISX (IQD bn)	10,511	-3.0%	-18.8%
Mcap of ISX (\$ mn)	8,244	-1.1%	-21.4%

	Jun.'16	Chn (m/m)	Chn (y/y)
Trading Vol (IQD bn)	32	-15%	-53%
Trading Vol (\$ mn)	25	-14%	-54%
Traded Shares (bn)	99	-37%	124%
Number of Transactions ('000)	10	7%	8%
Foreigners' Share in Trading Vol. (%)	16.6%	6.1ppt	6.1ppt

	6M16	Chn (y/y)
Trading Vol (IQD bn)	206	-25%
Trading Vol (\$ mn)	161	-25%
Traded Shares (bn)	483	56%
Number of Transactions ('000)	61	-7%
Foreigners' Share in Trading Vol. (%)	16.7%	-2.4ppt

	End of May'16	End of Jun.'16
Number of ISX Companies*	98	96

No. of Companies Suspended from Trading due to		
General Assembly	2	2
ISC	16	14
Total Number of Suspended Comp.	18	16
Number of Tradable Companies	80	80

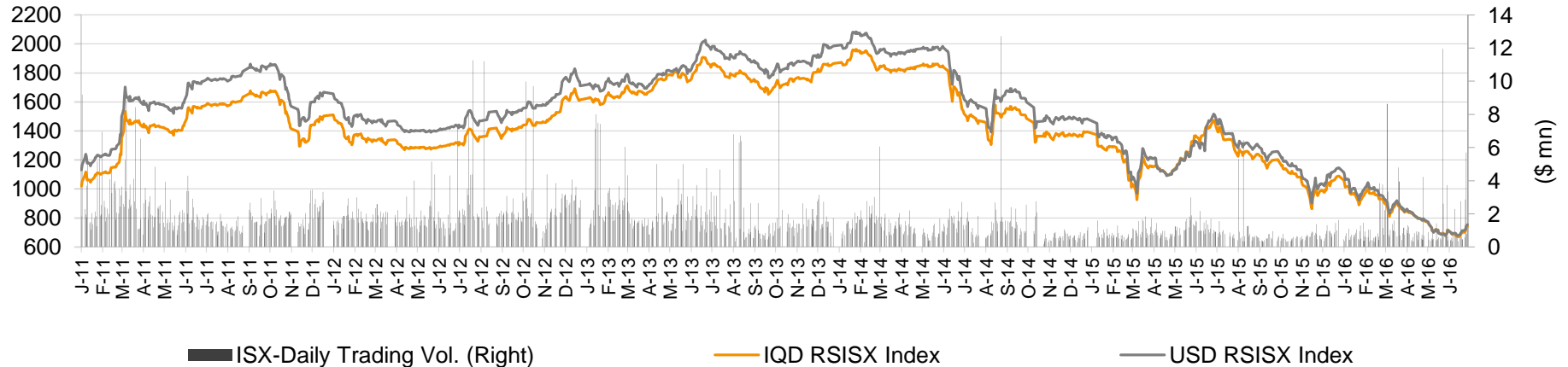
	May'16 (m/m)	Jun.'16 (m/m)
Number of Companies (Price Up)	10	29
Number of Companies (Price Down)	38	20

Source: RS, ISX

*26 of the listed companies are trading in the Non-Regular Market.

RSISX Index

Rabee Securities (RS) Index - RSISX Index

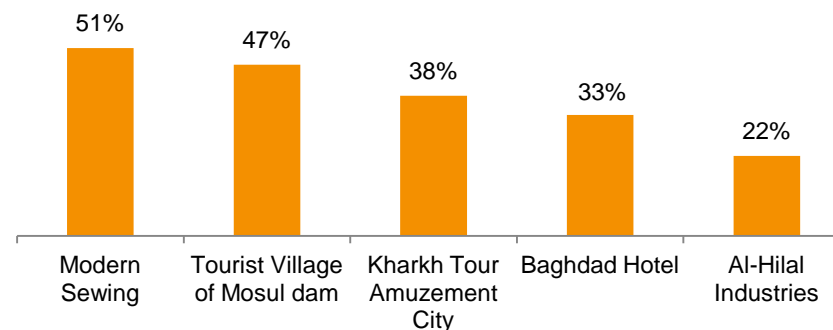


Source: RS, ISX

Top Five (June, 2016)

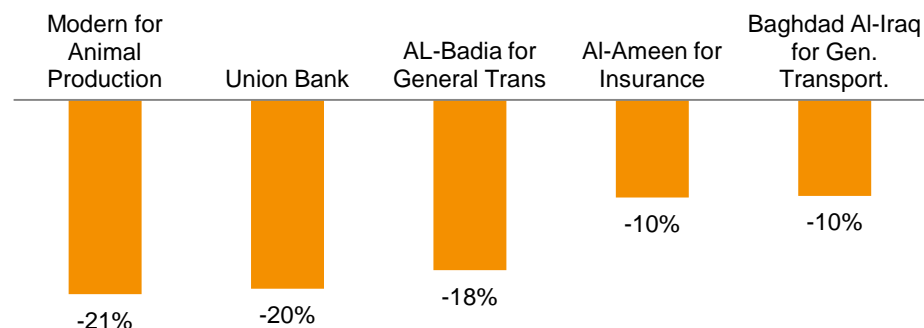
Best Performers

	ISX Code	Closing Price (IQD)*	% Chg. (m/m)
Modern Sewing	IMOS	3.40	51.1%
Tourist Village of Mosul dam	HTVM	4.25	46.6%
Kharkh Tour Amuzement City	SKTA	7.10	38.1%
Baghdad Hotel	HBAG	9.10	32.8%
Al-Hilal Industries	IHLI	0.28	21.7%



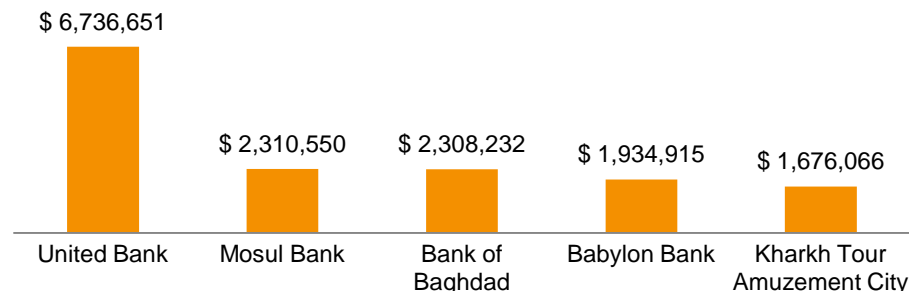
Worst Performers

	ISX Code	Closing Price (IQD)*	% Chg. (m/m)
Modern for Animal Production	AMAP	0.54	-20.6%
Union Bank	BUOI	0.36	-20.0%
AL-Badia for General Trans	SBAG	0.59	-18.1%
Al-Ameen for Insurance	NAME	0.52	-10.3%
Baghdad Al-Iraq for Gen. Transport.	SBPT	12.80	-10.2%



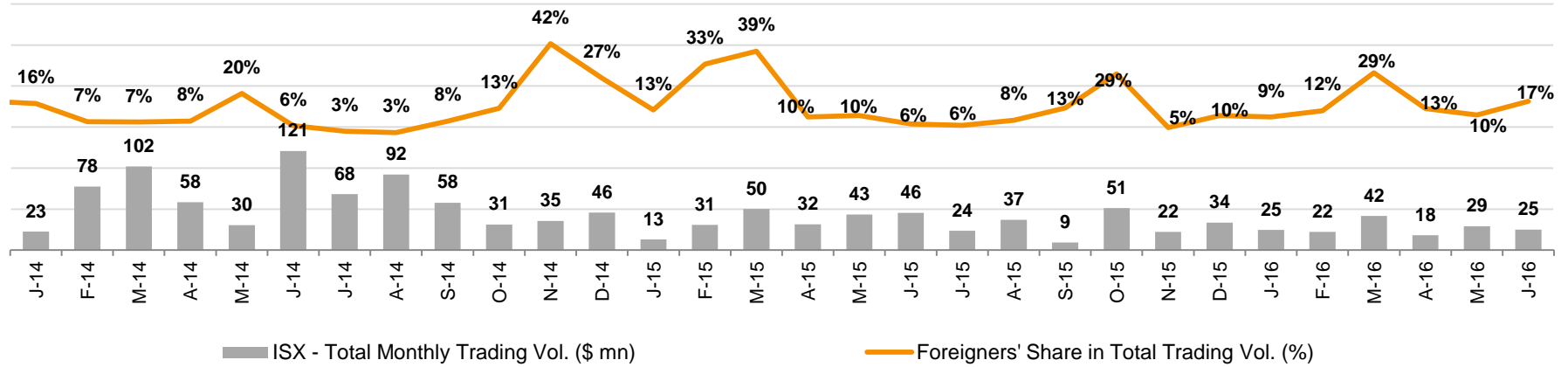
Top 5 Trading Volume

	ISX Code	Trading Vol. (\$)/m	Share in total T. Volume
United Bank	BUND	6,736,651	26.8%
Mosul Bank	BMFI	2,310,550	9.2%
Bank of Baghdad	BBOB	2,308,232	9.2%
Babylon Bank	BBAY	1,934,915	7.7%
Kharkh Tour Amuzement City	SKTA	1,676,066	6.7%

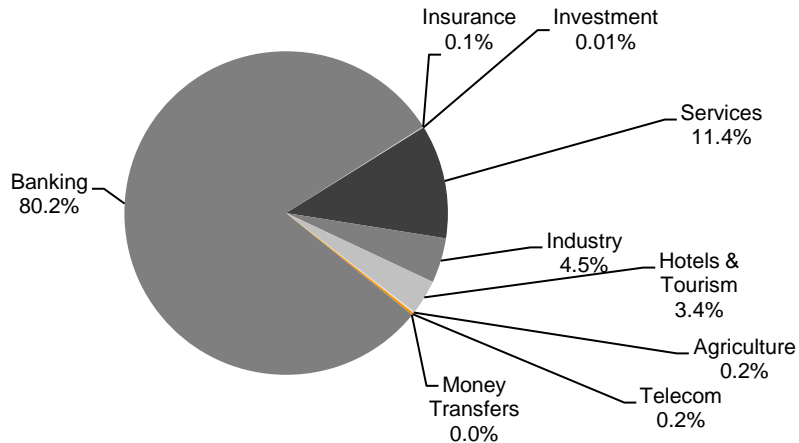


*As of 30/06/2016

ISX - Total Monthly Trading Volume (\$ mn) & Foreigners' Share in Total Trading Vol. (%)

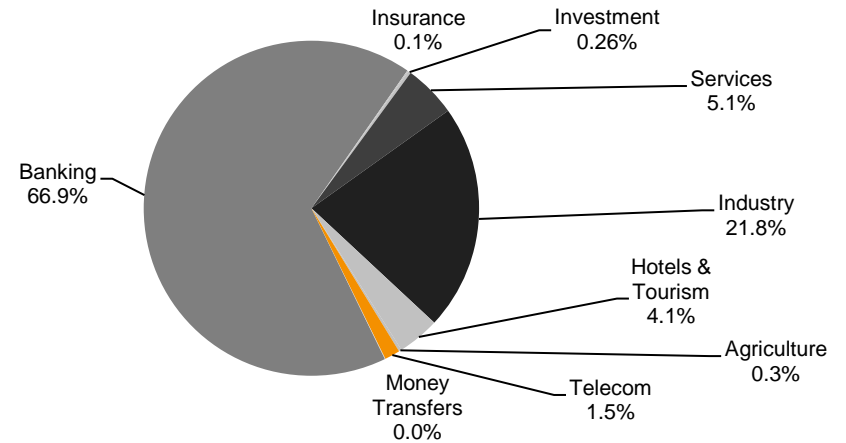


Breakdown of Total Trading Volume in June 2016 (\$25.1mn)



Source: RS, ISX

Breakdown of Total Trading Volume in the first 6 Months of 2016 (\$161.4mn)



Source: RS, ISX

Recent Corporate Actions

Company Name	ISX Code	Suspended from Trading	GA Date	Resumed Trading*	New Shares Resumed Trading	Rights issue (%)	Bonus issue (%)	Paid-in Capital BEFORE the increase (IQD bn)	Paid-in Capital AFTER the increase** (IQD bn)	Current Paid-in Capital (IQD bn)	Cash dividend (IQD per share)
Iraqi Agr. Prod. Mark. Meat	AIPM	26.10.2015	01.11.2015	05.11.2015	24.12.2015	-	11.1%	4.50	5.00	5.00	-
Modern Animal & Agr. Production	AMAP	10.12.2015	15.12.2015	24.12.2015	05.06.2016	-	10.0%	3.91	4.30	4.10	-
Bank of Baghdad	BBOB	11.05.2016	16.05.2016	24.05.2016	-	-	-	-	-	250.00	-
Dijlah & Furat Bank	BDFD	19.01.2016	24.01.2016	04.02.2016	31.03.2016	-	5.7%	106.00	112.00	112.00	-
Elaf Islamic Bank	BELF	-	12.05.2015	21.09.2015	01.02.2016	22.0%	2.5%	200.00	250.00	250.00	-
Investment Bank of Iraq	BIBI	29.06.2016	04.07.2016	-	-	-	-	-	-	250.00	-
Mosul Bank	BMFI	07.02.2016	10.02.2016	25.02.2016	-	-	-	-	-	252.50	-
Al-Mansour Bank	BMNS	06.03.2016	09.03.2016	-	15.03.2016	-	-	-	-	250.00	0.06
National Bank of Iraq	BNOI	23.05.2016	26.05.2016	05.06.2016	-	-	-	-	-	250.00	-
Sumer Commercial Bank	BSUC	12.01.2016	17.01.2016	25.01.2016	-	-	-	-	-	250.00	-
Trans Iraq Bank for Investment (NR)	BTRI	15.03.2016	19.03.2016	-	31.03.2016	-	-	-	-	264.00	0.03
Ishtar Hotels	HISH	15.11.2015	18.11.2015	23.11.2015	31.01.2016	-	55.6%	2.25	3.50	3.50	-
National for Tourist Invest.	HNTI	21.10.2015	26.10.2015	04.11.2015	19.01.2016	-	15.0%	5.44	6.25	6.25	-
Palestine Hotel	HPAL	14.12.2015	17.12.2015	-	27.12.2015	-	-	-	-	4.47	0.40
Baghdad Soft Drinks	IBSD	13.06.2016	16.06.2016	-	-	-	-	133.00	200.00	133.00	0.10
Iraqi for Carton Manufact. & Trading	IICM	25.02.2016	01.03.2016	16.03.2016	-	-	-	-	-	7.59	-
Iraqi Date Processing&Mark.***	IIDP	02.02.2016	07.02.2016	09.02.2016	-	60.0%	-	17.30	27.60	27.60	-
Al-Iraqia for Money Transfer(NR)	MTIR	24.12.2015	04.01.2016	07.01.2016	24.01.2016	122.2%	-	45.00	100.00	100.00	-
Nobles for Money Transfer(NR)	MTNO	10.09.2015	-	27.12.2015	27.12.2015	50.0%	-	20.00	30.00	30.00	-
Al-Rabita Al-Maliya Co.(NR)	MTRA	30.05.2016	02.06.2016	13.06.2015	-	-	-	-	-	45.00	-
AHliya For Insurance	NAHF	16.12.2015	21.12.2015	14.01.2016	-	-	-	-	-	2.50	-
Al-Ameen for Insurance	NAME	14.06.2016	19.06.2016	22.06.2016	-	-	-	-	-	5.00	-
Dar Al-Salam for Insurance	NDSA	01.05.2016	04.05.2016	10.05.2016	-	-	-	-	-	3.51	-
Iraqi Land Transport	SILT	26.01.2016	31.01.2016	17.02.2016	-	-	-	-	-	14.00	0.10
Mamoura Real-estate Inv.	SMRI	18.05.2016	23.05.2016	29.05.2016	-	-	-	-	-	19.20	-
AL-Nukhba for Construction	SNUC	10.05.2016	15.05.2016	22.05.2016	-	-	-	-	-	2.07	-
Al-Khatem Telecom	TZNI	16.05.2016	19.05.2016	-	26.05.2016	-	-	-	-	1829.78	0.12
AL- Batek Investment(NR)	VBAT	21.12.2015	24.12.2015	13.01.2016	-	-	-	-	-	1.00	-
AL-Wiaam for Financial Inv.	VWIF	25.04.2016	28.04.2016	05.05.2016	-	-	-	-	-	2.00	-

Source: RS, ISX

*If there is a capital increase, this date shows the date when original shares resumed trading.

**Paid-in Capital AFTER the increase shows the capital the company reached / will reach after the completion of the capital increase processes.

***When the original shares resume trading, we start using the number of shares that the company will reach after the capital increase with the assumption that the capital increase was reflected to the price of the shares.

Capital Increase and Cash Dividend Distribution Processes:

The first step in any capital increase or dividend distribution is announcing a General Assembly meeting. All companies have to announce that it will hold its General Assembly meeting 15 days prior to the meeting date. Shares are normally suspended from trading one week before any General Assembly meeting (Please note that the ex-date for capital increases and dividend distributions is referred to as "Trading-Suspension day"). Once a company's General Assembly meets, they vote on the capital increase percentage and how they will raise this amount (bonus/rights). General Assemblies also vote on the percentage of cash dividend distribution. When a company decides to increase its capital through a rights issue, they invite investors to subscribe for the newly offered shares. Subscription period is normally 30 days (the first 15 days is for the existing shareholders, the second 15 days for everyone else) that could be extended to 60 days if the offered shares are not fully subscribed. The Iraqi Company Registrar has to approve the capital increase (in both cases, bonus and rights issue). For cash dividend distribution, most companies decide to distribute cheques with the cash dividend amount and shareholders can go to a specified location to receive these cheques, usually banks. There is not strict timeline for this procedure; therefore, the process could take long time.

ISX Companies which are not trading due to General Assembly Meetings*

Company Name	ISX Code	Suspended from Trading	GA Date	Rights issue (%)	Bonus issue (%)	Cash dividend (IQD per share)	Paid-in Capital BEFORE the increase (IQD bn)	Paid-in Capital AFTER the increase (IQD bn)
Banking Sector								
Investment Bank of Iraq	BIBI	29.06.2016	04.07.2016	-	-	-	250.00	250.00
Industry Sector								
Baghdad Soft Drinks	IBSD	13.06.2016	16.06.2016	-	-	0.10	133.00	177.33

*As of 30/06/2016

Source: RS, ISX

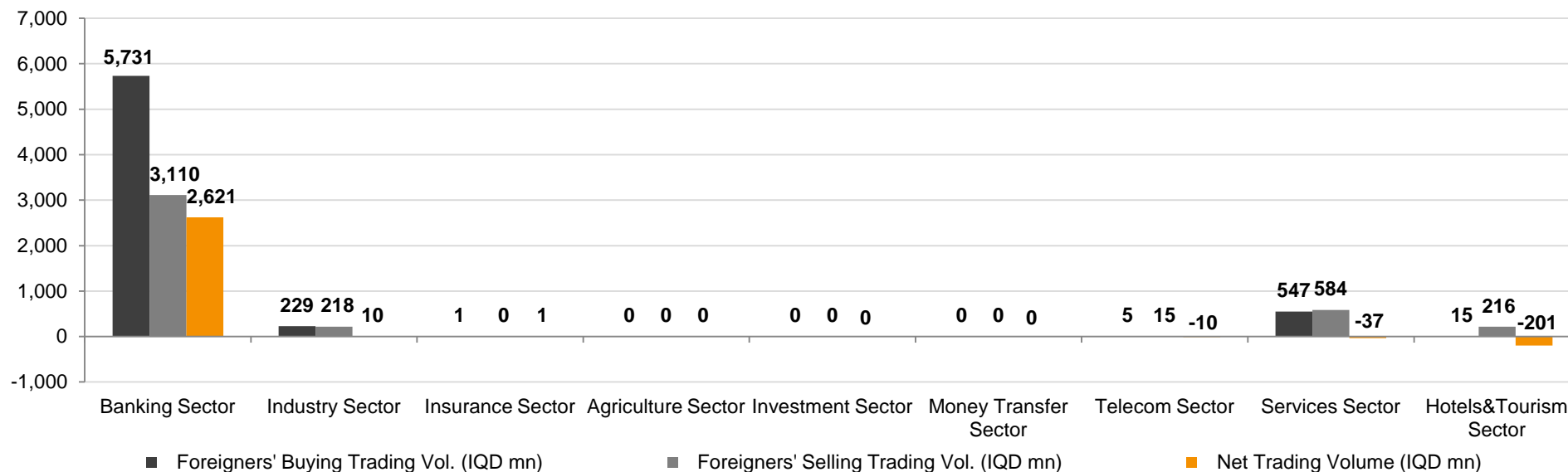
ISX Companies which are not trading due to Iraqi Securities Commission's (ISC) Decision*

Company Name / Sector Name	ISX Code	Suspended from Trading	Company Name / Sector Name	ISX Code	Suspended from Trading
Banking Sector			Money Transfer Sector		
Economy Bank for Investment	BEFI	04.06.2014	Al Muhej Money Transfer	MTAM	05.10.2015
Industry Sector			Al-Iraqia for Money Transfer	MTIR	07.06.2016
Electronic Industries	IELI	06.08.2015	Al-Motaman Money Transfer	MTMT	05.05.2016
Fallujah for Construction Mat.	IFCM	06.07.2015	Sama Baghdad Finance Transfer	MTSB	22.02.2016
Nationality Househ. Furniture	IHFI	06.07.2015	United Arab Money Transfer	MTUA	05.05.2016
Modern Construction Mat.	IMCM	06.07.2015	Services Sector		
Modern Paint Industries	IMPI	06.08.2015	Iraqi for General Transportation	SIGT	06.08.2015
Agriculture Sector			Al-Mosul for Funfairs	SMOF	29.12.2014
Iraqi for Seed Production	AISP	07.12.2015			

*As of 30/06/2016

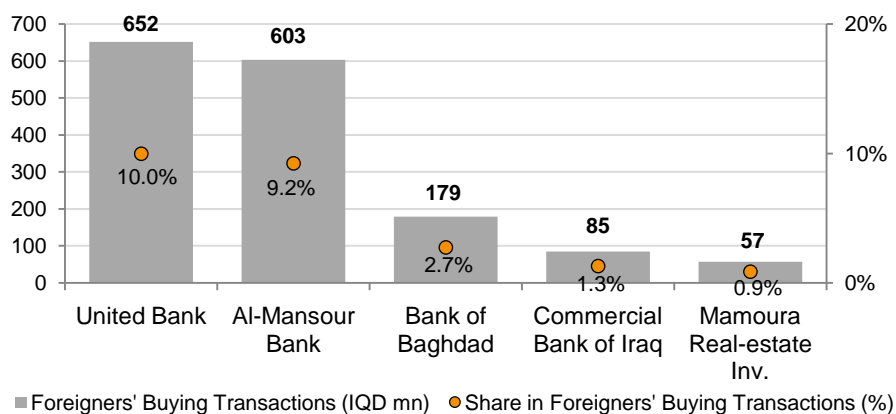
Source: RS, ISX

Foreigners' Transactions* (Ranked According to Net Trading Volumes) - June, 2016

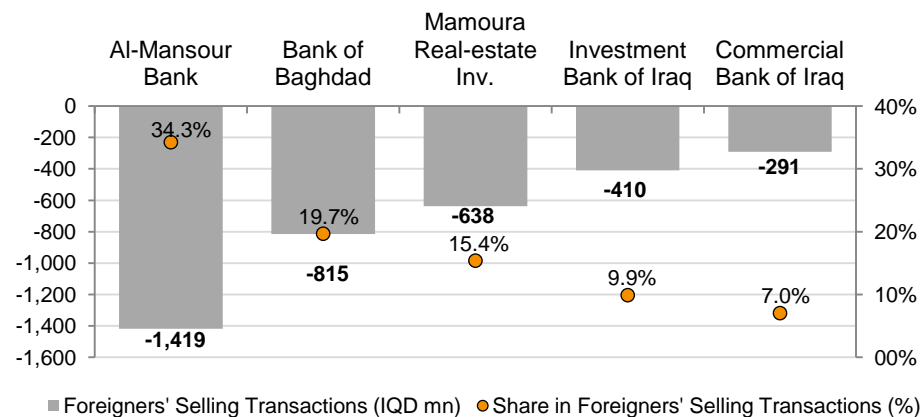


Source: RS, ISX
*Excluding Non-Regular Market

Top Five Companies according to Foreigners' Buying and Selling Transactions* (June, 2016)



*Excluding Non-Regular Market



*Excluding Non-Regular Market

Foreigners' Buying Transactions* (June, 2016)

Company Name	ISX Code	No. of Trans	No. of Traded Shares	Trading Volume (IQD)	Trading Volume (\$)
Banking Sector					
Ashur International Bank	BASH	3	4,271,428	1,195,000	931
Babylon Bank	BBAY	1	200,000	38,000	30
Bank of Baghdad	BBOB	397	1,710,737,922	1,265,721,101	986,393
Commercial Bank of Iraq	BCOI	45	1,689,678,056	643,990,776	501,870
Dar es salam Investment Bank	BDSI	1	500,000	75,000	58
Gulf Commercial Bank	BGUC	10	5,590,011	1,855,594	1,446
Investment Bank of Iraq	BIBI	13	3,549,490	1,548,365	1,207
Iraqi Middle East Investment Bank	BIME	4	3,443,858	1,050,912	819
Kurdistan International Bank	BKUI	3	675,011	692,479	540
Mosul Bank For Development& Investment	BMFI	38	302,330,000	57,412,300	44,742
Al-Mansour Bank	BMNS	100	1,964,471,590	1,760,612,098	1,372,068
National Bank of Iraq	BNOI	5	974,049	301,955	235
North Bank	BNOR	2	2,546,714	348,930	272
Credit Bank of Iraq	BROI	7	1,850,000	831,000	648
United Bank	BUND	7	9,501,900,000	1,995,402,000	1,555,042
TOTAL		636	15,192,718,129	5,731,075,510	4,466,300
Insurance Sector					
Gulf Insurance and Reinsurance	NGIR	6	3,556,782	1,262,874	984
TOTAL		6	3,556,782	1,262,874	984
Services Sector					
Mamoura Realestate Investment	SMRI	239	263,715,000	547,429,644	426,619
TOTAL		239	263,715,000	547,429,644	426,619
Industry Sector					
Baghdad Soft Drinks	IBSD	34	109,050,558	227,031,247	176,928
Al -HiLal Industries	IHLI	3	1,040,000	270,000	210
Iraqi Cartoon Manufacturies	IICM	1	200,000	62,000	48
Iraqi Date Processing and Marketing	IIDP	4	600,000	1,029,081	802
Al-Mansour Pharmaceuticals Industries	IMAP	1	100,000	62,000	48
National Chemical &Plastic Industries	INCP	2	400,000	166,000	129
TOTAL		45	111,390,558	228,620,328	178,167
Hotel Sector					
Babylon Hotel	HBAY	7	620,000	14,791,000	11,527
TOTAL		7	620,000	14,791,000	11,527
Agriculture Sector					
Iraqi Agricultural Products Marketing Meat	AIPM	2	140,400	353,980	276
TOTAL		2	140,400	353,980	276
Telecom Sector					
Asiacell Telecoms	TASC	8	995,788	4,491,124	3,500
Al-Khatem Telecoms	TZNI	1	10,000	27,500	21
TOTAL		9	1,005,788	4,518,624	3,521
Grand Total		944	15,573,146,657	6,528,051,959	5,087,394

Source: RS, ISX

*Excluding Non-Regular Market

Foreigners' Selling Transactions* (June, 2016)

Company Name	ISX Code	No. of Trans	No. of Traded Shares	Trading Volume (IQD)	Trading Volume (\$)
Banking Sector					
Bank of Baghdad	BBOB	194	1,054,148,496	762,388,679	594,139
Commercial Bank of Iraq	BCOI	69	526,617,142	206,069,581	160,593
Dar es salam Investment Bank	BDSI	32	207,877,000	31,181,550	24,300
Gulf Commercial Bank	BGUC	38	443,219,915	149,907,772	116,825
Investment Bank of Iraq	BIBI	127	573,799,021	249,969,330	194,804
Iraqi Middle East Investment Bank	BIME	14	71,300,000	23,581,000	18,377
Kurdistan International Bank	BKUI	1	3,000,000	3,060,000	2,385
Al-Mansour Bank	BMNS	67	1,738,917,855	1,559,082,802	1,215,013
North Bank	BNOR	16	90,891,075	11,815,840	9,208
Credit Bank Of Iraq	BROI	82	245,296,447	112,464,355	87,645
Union Bank Of Iraq	BUOI	2	200,000	82,000	64
TOTAL		642	4,955,266,951	3,109,602,909	2,423,353
Services Sector					
Mamoura Realestate Investment	SMRI	295	289,165,000	584,256,250	455,318
TOTAL		295	289,165,000	584,256,250	455,318
Industry Sector					
Baghdad Soft Drinks	IBSD	106	71,420,954	143,356,388	111,719
Al-Mansour Pharmaceuticals Industries	IMAP	16	40,000,000	25,030,000	19,506
National Chemical &Plastic Industries	INCP	68	123,238,787	49,759,515	38,778
TOTAL		190	234,659,741	218,145,903	170,004
Hotel Sector					
Babylon Hotel	HBAY	95	6,015,500	141,988,170	110,653
Mansour Hotel	HMAN	30	6,235,000	73,630,100	57,381
TOTAL		125	12,250,500	215,618,270	168,034
Telecom Sector					
Asiacell Telecoms	TASC	13	3,300,000	14,520,000	11,316
TOTAL		13	3,300,000	14,520,000	11,316
Grand Total		1,265	5,494,642,192	4,142,143,332	3,228,025

Source: RS, ISX

*Excluding Non-Regular Market

Monthly Transactions (June, 2016)

	ISX Code	Paid-in Capital (IQD mn)	Closing* Price (IQD)	Market Cap* (IQD mn)	Monthly Chg(%)	Intra Month Closings High	Low	Trading Days	No of trans. (#)	No of traded shares (mn)	Monthly Turnover (IQD mn)	('000 \$)	Note		
Telecom Sector															
Asiacell Communications PJSC	TASC	310,000	242	4.40	1,364,000	1,063.0	-3%	4.75	4.40	19	145	16	71	55	-
Al-Khatem Telecom	TZNI	1,829,783	1,426	2.70	4,940,413	3,850.1	-8%	3.05	2.70	5	5	0	1	0	-
Total		2,139,783	1,668		6,304,413	4,913					150	16	71	56	
Banking Sector															
Ashur International Bank	BASH	250,000	195	0.31	77,500	60.4	15%	0.31	0.25	12	80	99	27	21	-
Babylon Bank	BBAY	250,000	195	0.20	50,000	39.0	11%	0.20	0.16	14	85	14,565	2,483	1,935	-
Bank of Baghdad	BBOB	250,000	195	0.79	197,500	153.9	11%	0.79	0.68	22	1,047	4,036	2,962	2,308	-
Commercial Bank of Iraq	BCOI	250,000	195	0.42	105,000	81.8	8%	0.42	0.36	22	464	3,499	1,340	1,044	-
Dijlah & Furat Bank	BDFD	112,000	87	0.23	25,760	20.1	21%	0.25	0.18	9	14	10	2	2	-
Dar Es Salaam Inv. Bank***	BDSI	250,000	195	0.16	40,000	31.2	7%	0.16	0.14	18	268	1,358	201	156	-
Economy Bank	BEFI	250,000	195	0.72	180,000	140.3	-	0.72	0.72	-	-	-	-	-	Suspend/ISC
Elaf Islamic Bank	BELF	250,000	195	0.26	65,000	50.7	-4%	0.29	0.26	7	16	39	10	8	-
Gulf Commercial Bank	BGUC	300,000	234	0.39	117,000	91.2	15%	0.39	0.32	21	520	5,206	1,782	1,389	-
Investment Bank of Iraq	BIBI	250,000	195	0.50	125,000	97.4	19%	0.50	0.42	20	514	2,512	1,144	892	Suspend/GA
Iraqi Islamic Bank	BIIB	250,000	195	0.40	100,000	77.9	-	0.41	0.40	8	17	6	2	2	-
Iraqi Middle East Bank	BIME	250,000	195	0.34	85,000	66.2	13%	0.34	0.29	21	237	847	274	214	-
Kurdistan Int. Bank	BKUI	400,000	312	1.09	436,000	339.8	9%	1.09	1.00	7	13	11	12	9	-
Mosul Bank	BMFI	252,500	197	0.19	47,975	37.4	-	0.19	0.17	21	209	17,362	2,965	2,311	-
Al-Mansour Bank	BMNS	250,000	195	0.96	240,000	187.0	13%	0.96	0.85	22	205	2,264	2,030	1,582	-
National Islamic Bank	BNAI	251,000	196	1.00	251,000	195.6	-	1.00	1.00	2	3	4	4	3	-
National Bank of Iraq	BNOI	250,000	195	0.31	77,500	60.4	-	0.31	0.31	5	11	3	1	1	-
North Bank	BNOR	300,000	234	0.13	39,000	30.4	-7%	0.14	0.13	17	77	417	54	42	-
Credit Bank of Iraq	BROI	250,000	195	0.46	115,000	89.6	-	0.47	0.42	20	285	573	257	200	-
Sumer Commercial Bank	BSUC	250,000	195	0.90	225,000	175.3	-	0.90	0.90	19	83	1,822	1,640	1,278	-
Trans Iraq Bank for Investment (NR)	BTRI	264,000	206	0.67	176,801	137.8	-	0.67	0.67	-	-	-	-	-	-
United Bank	BUND	300,000	234	0.21	63,000	49.1	-	0.22	0.20	18	91	41,165	8,644	6,737	-
Union Bank	BUOI	252,000	196	0.36	90,720	70.7	-20%	0.45	0.34	4	11	4	2	1	-
Total		5,931,500	4,622		2,929,756	2,283.2					4,250	95,801	25,836	20,135	

Source: RS, ISX

Monthly Transactions (June, 2016)

	ISX Code	Paid-in Capital (IQD mn)	Closing* Price (IQD)	Market Cap* (IQD mn)	Monthly Chg(%)	Intra Month Closings High	Low	Trading Days	No of trans. (#)	No of traded shares (mn)	Monthly Turnover (IQD mn)	Note			
Industry Sector															
Baghdad for Packing Materials	IBPM	1,080	1	1,458	1.1	-	1.35	1.35	8	65	74	96	75	-	
Baghdad Soft Drinks	IBSD	133,000	104	1,97	262,010	204.2	-2%	2.03	1.97	8	353	288	584	455	Suspend/GA
Electronic Industries	IELI	18,000	14	1.01	18,180	14.2	-	1.01	1.01	-	-	-	-	-	Suspend/ISC
Fallujah for Construction Mat.	IFCM	3,120	2	1.51	4,711	3.7	-	1.51	1.51	-	-	-	-	-	Suspend/ISC
Nationality Househ. Furniture(NR)	IHFI	1,260	1	0.90	1,134	0.9	-	0.90	0.90	-	-	-	-	-	Suspend/ISC
Al-Hilal Industries	IHLI	12,375	10	0.28	3,465	2.7	22%	0.28	0.23	20	130	266	69	54	-
Iraqi for Carton Manufact. & Trading	IICM	7,590	6	0.31	2,353	1.8	19%	0.31	0.26	7	18	23	7	5	-
Iraqi Date Processing&Mark.***	IIDP	27,600	22	1.75	48,300	37.6	-3%	1.80	1.70	8	49	53	90	70	-
Iraqi Engineering Works	IIEW	1,500	1	0.60	900	0.7	-	0.60	0.60	-	-	-	-	-	-
Iraqi For Tufted Carpets	IITC	500	0	4.40	2,200	1.7	2%	4.50	4.40	3	7	0	2	2	-
Al -Khazer for Construction M.	IKHC	1,100	1	1.30	1,430	1.1	-	1.30	1.30	-	-	-	-	-	-
AL- Kindi of Veterinary Vac.	IKLV	5,940	5	0.54	3,208	2.5	6%	0.57	0.52	14	110	103	56	44	-
Al-Mansour Pharma. Ind.	IMAP	6,469	5	0.62	4,011	3.1	-3%	0.64	0.60	22	273	524	327	255	-
Modern Chemical Industries(NR)	IMCI	180	0	70.00	12,600	9.8	-	70.00	70.00	-	-	-	-	-	-
Modern Construction Mat.(NR)	IMCM	5,371	4	0.47	2,524	2.0	-	0.47	0.47	-	-	-	-	-	Suspend/ISC
Metallic Ind. and Bicycles	IMIB	7,500	6	0.55	4,125	3.2	-	0.55	0.55	-	-	-	-	-	-
Modern Sewing	IMOS	1,000	1	3.40	3,400	2.6	51%	3.40	2.31	14	105	13	35	27	-
Modern Paint Industries	IMPI	9,214	7	1.25	11,517	9.0	-	1.25	1.25	-	-	-	-	-	Suspend/ISC
National Chemical Industries	INCP	15,188	12	0.41	6,227	4.9	5%	0.43	0.39	18	189	285	116	90	-
Ready Made Clothes	IRMC	1,593	1	7.26	11,567	9.0	13%	7.26	6.40	6	20	6	37	29	-
The Light Industries	ITLI	16,800	13	0.30	5,040	3.9	15%	0.31	0.26	8	47	89	27	21	-
Total		276,380	215		410,360	319.8					1,366	1,723	1,446	1,127	
Hotels&Tourism Sector															
Ashour Hotel(NR)	HASH	376	0	4.49	1,690	1.3	0%	4.80	4.14	13	64	8	41	32	-
Baghdad Hotel	HBAG	3,844	3	9.10	34,980	27.3	33%	9.10	6.85	19	129	11	82	64	-
Babylon Hotel	HBAY	2,000	2	23.40	46,800	36.5	-3%	24.70	22.90	22	240	12	273	213	-
Ishtar Hotels	HISH	3,500	3	11.30	39,550	30.8	4%	11.30	10.50	20	139	15	163	127	-
Karbala Hotels	HKAR	5,000	4	1.57	7,850	6.1	-2%	1.60	1.57	4	6	7	11	8	-
Mansour Hotel	HMAN	2,923	2	13.69	40,016	31.2	15%	13.69	11.77	15	96	17	205	160	-
National for Tourist Invest.	HNTI	6,253	5	8.74	54,653	42.6	17%	8.74	8.00	14	74	8	64	50	-
Palestine Hotel	HPAL	4,470	3	12.75	56,993	44.4	21%	12.75	10.40	21	201	19	222	173	-
Al-Sadeer Hotel	HSAD	1,239	1	18.00	22,302	17.4	13%	18.00	14.75	10	25	3	40	31	-
Mosul Dam Tourist Village(NR)	HTVM	240	0	4.25	1,020	0.8	47%	4.25	2.95	12	32	3	11	8	-
Total		29,846	23		305,853	238.4					1,006	102	1,111	866	

Source: RS, ISX

Monthly Transactions (June, 2016)

	ISX Code	Paid-in Capital (IQD mn)	Closing* (\$ mn)	Closing* Price (IQD)	Market Cap* (IQD mn)	Market Cap* (\$ mn)	Monthly Chg(%)	Intra Month Closings		Trading Days	No of trans. (#)	No of traded shares (mn)	Monthly Turnover (IQD mn) ('000 \$)		Note
								High	Low						
Services Sector															
Al-Ameen Estate Inv.(NR)	SAEI	6,960	5	0.45	3,132	2.4	-	0.45	0.45	-	-	-	-	-	-
AL-Badia for General Trans	SBAG	2,200	2	0.59	1,298	1.0	-18%	0.72	0.59	2	4	5	3	3	-
Baghdad Passengers Transport	SBPT	1,000	1	12.80	12,800	10.0	-10%	14.50	12.60	17	88	3	41	32	-
Iraqi for General Transp.***	SIGT	3,900	3	1.64	6,396	5.0	-	1.64	1.64	-	-	-	-	-	Suspend/ISC
Iraqi Land Transport	SILT	14,000	11	0.63	8,820	6.9	-2%	0.66	0.63	21	132	127	81	63	-
Kharkh Tour Amuzement City	SKTA	1,000	1	7.10	7,100	5.5	38%	7.18	5.32	22	1,974	326	2,151	1,676	-
Al-Mosul for Funfairs	SMOF	400	0	14.52	5,808	4.5	-	14.52	14.52	-	-	-	-	-	Suspend/ISC
Mamoura Real-estate Inv.	SMRI	19,200	15	2.43	46,656	36.4	16%	2.66	1.82	22	1,080	647	1,388	1,081	-
AL-Nukhba for Construction	SNUC	2,066	2	0.36	744	0.6	-5%	0.38	0.36	2	4	1	1	0	-
Total		50,726	40		92,754	72.3					3,282	1,110	3,664	2,856	
Agriculture Sector															
Al-Ahlyia for Agricultural Prod.	AAHP	575	0	1.40	805	0.6	-	1.40	1.40	6	8	2	3	2	-
Iraqi Agr. Prod. Mark. Meat	AIPM	5,000	4	2.36	11,800	9.2	-7%	2.55	2.31	15	84	18	43	33	-
Iraqi Agricultural Products	AIRP	360	0	7.65	2,754	2.1	15%	7.65	6.65	4	7	1	6	5	-
Iraqi for Seed Production	AISP	7,500	6	5.72	42,900	33.4	-	5.72	5.72	-	-	-	-	-	Suspend/ISC
Modern Animal & Agr. Production	AMAP	4,101	3	0.54	2,215	1.7	-21%	0.65	0.54	5	13	4	2	2	-
Middle East for Prod.- Fish	AMEF	300	0	7.30	2,190	1.7	-	7.30	7.30	2	2	0	0	0	-
Total		17,836	14		62,664	48.8					114	24	54	42	
Insurance Sector															
AHlyia For Insurance	NAHF	2,500	2	0.33	825	0.6	-	0.33	0.33	-	-	-	-	-	-
Al-Ameen for Insurance	NAME	5,000	4	0.52	2,600	2.0	-10%	0.58	0.52	3	4	0	0	0	-
Dar Al-Salam for Insurance	NDSA	3,509	3	0.94	3,298	2.6	-	0.94	0.94	-	-	-	-	-	-
Gulf Insurance&Reinsurance***	NGIR	5,000	4	0.34	1,700	1.3	-8%	0.37	0.34	16	61	66	24	18	-
Al-Hamraa for Insurance (NR)	NHAM	5,000	4	0.64	3,200	2.5	-	0.64	0.64	-	-	-	-	-	-
Total		21,009	16		11,623	9.1					65	67	24	19	

Source: RS, ISX

Monthly Transactions (May, 2016)

ISX Code	Paid-in Capital (IQD mn)	Closing* Price (IQD)	Market Cap* (IQD mn)	Monthly Chg(%)	Intra Month Closings High	Low	Trading Days	No of trans. (#)	No of traded shares (mn)	Monthly Turnover (IQD mn)	Note				
Investment Sector															
Al-Ameen Financial Inv. (NR)	VAMF	1,000	1	1.40	1,400	1.1	-	1.40	1.40	1	2	2	3	2	-
AL- Batek Investment(NR)	VBAT	1,000	1	0.72	720	0.6	-	0.72	0.72	3	7	1	1	0	-
Al-Khair for Financial Inv. (NR)	VKHF	7,000	5	0.20	1,400	1.1	-	0.20	0.20	-	-	-	-	-	-
Bain Al-Nahrain Financial Inv.(NR)	VMES	1,000	1	1.00	1,000	0.8	-	1.00	1.00	-	-	-	-	-	-
AL-Wiaam for Financial Inv.	VWIF	2,000	2	0.89	1,780	1.4	-	0.89	0.89	-	-	-	-	-	-
Al-Zawraa for Financial Inv.	VZAF	1,150	1	0.42	483	0.4	-9%	0.46	0.42	1	1	0	0	0	-
Total		13,150	10		6,783	5.3					10	3	3	2	
Money Transfer Sector															
Al-Harir for Money Transfer(NR)	MTAH	45,000	35	-	-	-	-	0.00	0.00	-	-	-	-	-	-
Al-Taif Money Transfer(NR)	MTAI	38,000	30	2.55	96,900	75.5	-	2.55	2.55	-	-	-	-	-	-
Al Muhej Money Transfer(NR)	MTAM	15,000	12	-	-	-	-	0.00	0.00	-	-	-	-	-	Suspend/ISC
Al-Iraqia for Money Transfer(NR)	MTIR	100,000	78	1.00	100,000	77.9	-	1.00	1.00	-	-	-	-	-	Suspend/ISC
Al-Manafaa Co. for Money Trans.(NR)	MTMA	45,000	35	-	-	-	-	0.00	0.00	-	-	-	-	-	-
Mouta for Remittance(NR)	MTMO	45,000	35	-	-	-	-	0.00	0.00	-	-	-	-	-	-
Al-Motaman for Money Transfer(NR)	MTMT	100,000	78	1.00	100,000	77.9	-	1.00	1.00	-	-	-	-	-	Suspend/ISC
Al Nibal Al Arabya for Money Tra. (NR)	MTNI	45,000	35	-	-	-	-	0.00	0.00	-	-	-	-	-	-
Alnoor for Money Transfer (NR)	MTNN	45,000	35	-	-	-	-	0.00	0.00	-	-	-	-	-	-
Nobles for Money Transfer(NR)	MTNO	30,000	23	-	-	-	-	0.00	0.00	-	-	-	-	-	-
Al-Rabita Al-Maliya Co.(NR)	MTRA	45,000	35	-	-	-	-	0.00	0.00	-	-	-	-	-	-
Sama Baghdad Finance Transfer(NR)	MTSB	45,000	35	-	-	-	-	0.00	0.00	-	-	-	-	-	Suspend/ISC
United Arab Money Transfer(NR)	MTUA	45,000	35	1.00	45,000	35.1	-	1.00	1.00	-	-	-	-	-	Suspend/ISC
Al-Waeel for Money Transfer(NR)	MTWA	45,000	35	-	-	-	-	0.00	0.00	-	-	-	-	-	-
Total		688,000	536		296,900	231					0	0	0	0	
Grand Total		9,168,229	7,145		10,421,107	8,121					10,243	98,846	32,211	25,102	

Source: RS, ISX

*As of 30/06/2016

***When the original shares resume trading, we start using the number of shares that the company will reach after the capital increase with the assumption that the capital increase was reflected to the price of the shares. We use the new capital in calculating Mcap.

Note: "(NR)": These are the companies which are trading in the Non-Regular market (in compliance with Iraq Securities Commission law numbered 132/9 on 20/12/2012). These companies were moved to the secondary market (non-regular) because of the decrease in their trading volume and the number of days that these companies are being traded for. Please note, according to the Regulations of the Secondary Market, in each trading session, the average share price will be calculated for each share. The maximum increase and decrease of +/- 20% will be based on the average price in the previous session. The price should be valid during three effective trading sessions after the listing, and it will be free in the first trading session after capital increasing.

For any inquiries, contact:

Research

Aysegul Ozge Ozgur (SVP, Head of Research)

aozgur@rs.iq

Tugba Tan (Analyst)

ttan@rs.iq

Ahmed Abdul - Ameer (Associate)

aameer@rs.iq

research@rs.iq

Tel: +90 212 219 2524

Trading

traders@rs.iq

Tel: +964 727 002 0407


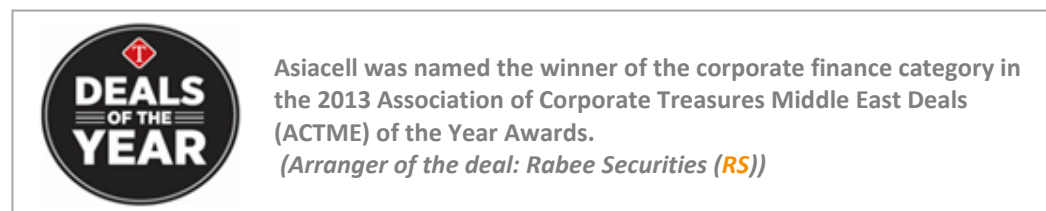
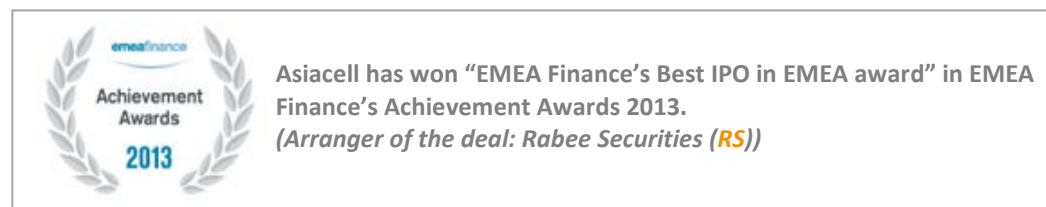
Info

info@rs.iq

Tel: +964 (790) 133 1492

RS Bloomberg page: <RSIQ>

RS Website: RS.IQ



Baghdad, HQ

903/14/19

Karada

Baghdad, Iraq

Tel: +964 (727) 002 0407

Erbil

Italian Village Offices

Office No: 32

Erbil, Iraq

Tel: +964 (770) 473 9999

Suleymani

Rand Gallery

Office No: 9, Floor:3

Suleymani, Iraq

Tel: +964 (770) 651 9944

Istanbul Rep. Office

Halaskargazi cad. No:103/7A

Osmanbey, Istanbul, Turkey

Tel: +90 (212) 219 2524

Mob: +90 539 456 4566

DISCLAIMER

This publication may not be reproduced, modified, or re-disseminated in whole or in part without the prior written permission of Rabee Securities. The information provided herein is of a general nature and for informational purposes only and is not intended to serve as an offer or solicitation with respect to the purchase or sale of any security, or as a recommendation to adopt any particular trading strategy. Such information is subject to change without prior notice. Although Rabee Securities obtains information from sources it considers reliable, Rabee Securities makes no representations or warranties, express or implied, as to the information's accuracy or completeness. Furthermore, such information may be incomplete or condensed. Rabee Securities, its affiliates, directors, employees, assigns, agents, and successors bear no liability for any errors or omissions in this publication or for any losses arising from the use of or reliance upon this information. This limitation on liability applies to direct, indirect, consequential, special, punitive, or other damages, as well as damages for loss of profits or business interruption. Investors shall bear all responsibility for investment decisions taken on the basis of the contents of this report. Rabee Securities strongly advises potential investors to seek financial guidance when determining whether an investment is appropriate to their needs. All estimates included in this report constitute Rabee Securities' opinion as of the date published on the report and are subject to change without notice.