

For any inquiries, contact:

Research

Aysegul Ozge Ozgur - SVP, Head of Research (aozgur@rs.iq)
 Tugba Tan, Analyst (ttan@rs.iq)
research@rs.iq

Trading

traders@rs.iq
 Address: 903/14/19
 Karada
 Baghdad-Iraq
 Tel: +964 (0) 727 002 0407
info@rs.iq

RS Website: RS.IQ
RS Bloomberg page: <RSIQ>

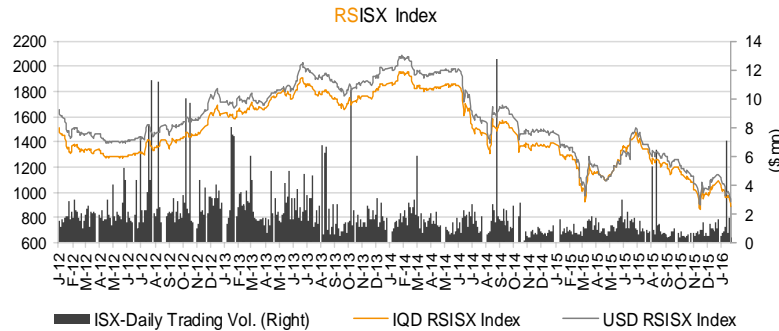
Closing prices for the shares traded on the ISX are now available on Bloomberg.

DISCLAIMER

This publication may not be reproduced, modified, or re-disseminated in whole or in part without the prior written permission of Rabee Securities. The information provided herein is of a general nature and for informational purposes only and is not intended to serve as an offer or solicitation with respect to the purchase or sale of any security, or as a recommendation to adopt any particular trading strategy. Such information is subject to change without prior notice. Although Rabee Securities obtains information from sources it considers reliable, Rabee Securities makes no representations or warranties, express or implied, as to the information's accuracy or completeness. Furthermore, such information may be incomplete or condensed. Rabee Securities, its affiliates, directors, employees, assigns, agents, and successors bear no liability for any errors or omissions in this publication or for any losses arising from the use of or reliance upon this information. This limitation on liability applies to direct, indirect, consequential, special, punitive, or other damages, as well as damages for loss of profits or business interruption. Investors shall bear all responsibility for investment decisions taken on the basis of the contents of this report. Rabee Securities strongly advises potential investors to seek financial guidance when determining whether an investment is appropriate to their needs. All estimates included in this report constitute Rabee Securities' opinion as of the date published on the report and are subject to change without notice.

Daily Bulletin / Monday

Iraqi Dinar Value **Daily Value Traded**
(CBI Auction Price: 1182 / Market Exchange Rate: 1250) **IQD524,887,000**



The RSISX Performance

	Close	Change (d/d)	Change (YTD)
IQD RSISX	889	-2.7%	-18.5%
USD RSISX	923	-2.3%	-19.4%

News from Iraq

Politics

• Prime Minister Dr. Haider Al-Abadi received in his office on Sunday the Speaker of the Iranian Parliament Ali Larijani and his accompanying delegation. During the meeting they discussed strengthening of relations between the two countries in various fields and the war on Daesh terrorist gangs and the situation in the region and the challenges faced by the country. (Iraq Business News)

Economics

- Iraq has cancelled around 290 projects worth IQD10trln (\$9bn) and postponed another 2100 projects worth IQD37trln as weak oil prices and security spending take a toll on state finances, an Iraqi official said. Planning ministry spokesperson Abdulzahra al-Hindawi said that the government was still going ahead with around 3500 projects approved under the 2015 fiscal plan that are important for economic and social development. He said they included power, water, sewage and agriculture projects. (Zawya)
- Iraq has agreed a \$328.8 million deal with General Electric to boost electricity production capacity by 1,000 megawatts (MW), an electricity ministry spokesman said on Monday. (Zawya)

ISX - Company Announcements

- **4Q15 (unaudited) financial results:**
Al-Mansour Bank (BMNS) - B/S - 4Q15: Assets: IQD1,076bn, +2% q/q (+22% y/y), Monetary Credits: IQD110bn, +4% q/q (+8% y/y), Deposits: IQD753bn, +3% q/q (+33% y/y). **P&L - 4Q15:** Profit Bef. Tax: IQD6.1bn, -19% q/q (+7% y/y). **P&L - 2015:** Profit Bef. Tax: IQD24.2bn, +18% y/y.
Iraq Middle East Inv. (BIME) - B/S - 4Q15: Assets: IQD694bn, -3% q/q (+2% y/y), Monetary Credits: IQD150bn, -2% q/q (-20% y/y), Deposits: IQD332bn, -13% q/q (-7% y/y). **P&L - 4Q15:** Profit Bef. Tax: -IQD4.9bn (IQD2.1bn in 3Q15 and -IQD1.0bn in 4Q14). **P&L - 2015:** Profit Bef. Tax: IQD6.6bn, +54% y/y.
National Bank of Iraq (BNOI) - B/S - 4Q15: Assets: IQD536bn, -7% q/q (-13% y/y), Monetary Credits: IQD184bn, -2% q/q (+11% y/y), Dep.: IQD268bn, -11% q/q (-21% y/y). **P&L - 4Q15:** Profit (Loss) Bef. Tax: -IQD0.7bn, (-IQD0.6bn in 3Q15 and -IQD4.3bn in 4Q14). **P&L - 2015:** Profit Bef. Tax: IQD4.2bn, -54% y/y.
Iraqi Islamic Bank (IIB) - B/S - 4Q15: Assets: IQD501bn, +9% q/q (+6% y/y), Monetary Credits: IQD133bn, -3% q/q (+4% y/y), Deposits: IQD210bn, +22% q/q (+15% y/y). **P&L - 4Q15:** Profit Bef. Tax: IQD4.1bn, +173% q/q (IQD0.2bn in 4Q14). **P&L - 2015:** Profit Bef. Tax: IQD9.6bn, +12% y/y.
Sumer Commercial Bank (BSUC) - B/S - 4Q15: Assets: IQD373bn, +2% q/q (-11% y/y), Monetary Credits: IQD118bn, -2% q/q (-18% y/y), Deposits: IQD96bn, +12% q/q (-29% y/y). **P&L - 4Q15:** Profit Bef. Tax: IQD0.4bn, -69% q/q (vs. -IQD1.1bn in 4Q14). **P&L - 2015:** Profit Bef. Tax: IQD4.6bn, +70% y/y.
- Sumer Commercial Bank (BSUC) resumed trading today (Jan. 25, 2016) after the bank approved 2014 annual financial results.
- Al-Wiaam for Financial Investment (VWIF) resumed trading today (Jan. 25, 2016) after the company approved 2014 annual financial results.
- Tourist Village of Mosul Dam (HTVM) will be suspended from trading tomorrow (Jan. 26, 2016) if the company fails to explain why the prices have touched the lower limit in the last two trading sessions (Jan. 24-25)

Best and Worst Performers

Best Performers	Code	Closing Price(IQD)	% Chg.	Trading Vol. (\$'000)/d
Middle East for Production- Fish	AMEF	7.000	1.2%	0.2
Iraqi Agr. Products Mark. Meat	AIPM	3.480	0.3%	2.7
-	-	-	-	-
-	-	-	-	-
-	-	-	-	-

Worst Performers	Code	Closing Price(IQD)	% Chg.	Trading Vol. (\$'000)/d
Mosul Dam Tourist Village	HTVM	2.480	-9.8%	0.0
Iraqi Date Processing & Marketing	IIDP	1.030	-9.6%	5.9
AL- Kindi for Prod. of Veterinary	IKLV	0.660	-9.6%	15.6
Ahliya Insurance	NAHF	0.390	-9.3%	0.5
Elaf Islamic Bank	BELF	0.330	-8.3%	0.2

Top 5 Traded Volume	Code	Trading Vol. (IQDmn)/d	Trading Vol. (\$'000)/d	Share in total T. Volume
Bank of Baghdad	BBOB	79.6	63.7	15.2%
Asiacell Communications PJSC	TASC	78.4	62.7	14.9%
Baghdad Soft Drinks	IBSD	69.7	55.8	13.3%
Mansour Bank	BMNS	48.8	39.0	9.3%
Gulf Commercial Bank	BGUC	40.3	32.3	7.7%

Distribution of Trading Volumes by Sectors

Sector	Trading Vol. (IQD mn)/d	Trading Vol. ('000 \$)/d	Share in Total Trading Volume (%)
Telecom Sector	78.4	62.7	14.9%
Banking Sector	265.4	212.3	50.6%
Industry Sector	103.0	82.4	19.6%
Hotels & Tourism Sec.	19.7	15.8	3.8%
Services Sector	53.9	43.1	10.3%
Agriculture Sector	4.0	3.2	0.8%
Insurance Sector	0.6	0.5	0.1%
Investment Sector	-	-	-
Money Transfer sector	-	-	-
Total	524.9	419.9	100.0%

Daily Transactions in Brief

The RSISX index ended the day at IQD889 (-2.7%) / \$923 (-2.3%) (-18.5% YTD and -19.4% YTD, respectively).

The number of traded shares was 598mn and the trading volume was IQD525mn (\$420n).

2 out of 40 traded listed stocks' price increased while the prices of 30 stocks decreased, and the price of remaining 8 stocks haven't changed.

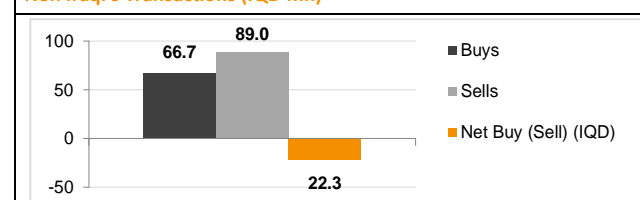
Non Iraqis executed 92 transactions in this session:

Buy: 45 transactions in 5 companies operating in industry, service, telecom and banking sectors.

Sell: 47 transactions in 5 companies operating in service, telecom, industry and banking sectors.

Net sell: IQD22.3mn (\$18K). Share in total trading volume: 14.8%

Non Iraqi's Transactions (IQD mn)



Note: Follow Rabee Securities (RS) on Twitter, join Facebook and LinkedIn groups.



Performance of Traded Shares

Company Names	ISX Code	Opening Price (IQD/share)	Price at Session Close (IQD/share)	Previous Closing Price (IQD/share)	Change in Closing Price	Highest Price (IQD/share)	Lowest Price (IQD/share)	No. of Trades (#/d)	No. of Traded Shares (mn)/d	Trading Vol. (IQDmn) /d	Avg. daily trading vol. ('000 \$)*	Mcap (\$mn)	Last Fin.**	P/E (Last)	P/BV (Last)
Telecom Sector															
Asiacell Communications PJSC	TASC	6.50	6.50	6.50	0.0%	6.60	6.50	50	12	78	20.1	1,612.0	9M15	18.6	1.0
Al Khatem Telecom Company	TZNI	-	no trade	3.10	-	-	-	-	-	-	1.9	4,537.9	9M15	37.6	2.3
Telecom Sector Total								50	12	78		6,149.9			
Banking Sector															
Ashur International Bank	BASH	0.37	0.36	0.39	-7.7%	0.37	0.36	4	1	0	1.0	72.0	9M15	21.0	0.3
Babylon Bank	BBAY	0.22	0.22	0.23	-4.3%	0.23	0.22	9	32	7	7.9	44.0	9M15	12.9	0.2
Bank of Baghdad	BBOB	0.99	0.95	1.00	-5.0%	0.99	0.94	49	84	80	69.7	190.0	9M15	6.7	0.8
Commercial Bank of Iraq	BCOI	0.38	0.36	0.39	-7.7%	0.38	0.36	9	5	2	7.6	72.0	9M15	11.2	0.3
Dijlah & Furat Bank	BDFD	-	Suspend/GA	0.25	-	-	-	-	-	-	0.1	21.2	9M15	7.5	0.2
Dar Es Salaam Inv. Bank***	BDSI	0.20	0.20	0.21	-4.8%	0.20	0.20	14	46	9	21.6	40.0	9M15	5.0	0.3
Economy Bank	BEFI	-	Suspend/ISC	0.72	-	-	-	-	-	-	-	144.0	3M14	23.3	0.8
Elaf Islamic Bank***	BELF	0.35	0.33	0.36	-8.3%	0.35	0.33	6	1	0	0.0	66.0	9M15	-	0.4
Gulf Commercial Bank	BGUC	0.39	0.37	0.38	-2.6%	0.39	0.37	25	109	40	32.1	88.8	FY15	9.4	0.3
Investment Bank of Iraq	BIBI	0.52	0.51	0.53	-3.8%	0.52	0.51	22	46	23	14.1	102.0	9M15	9.5	0.4
Iraqi Islamic Bank	BIIB	0.46	0.50	0.51	-2.0%	0.50	0.46	8	5	2	1.1	100.0	FY15	16.8	0.5
Iraqi Middle East Bank	BIME	0.41	0.41	0.42	-2.4%	0.41	0.41	9	13	5	30.9	82.0	FY15	18.4	0.4
Kurdistan Int. Bank	BKUI	-	no trade	1.40	-	-	-	-	-	-	1.7	448.0	9M15	12.7	1.1
Mosul Bank	BMFI	0.20	0.20	0.20	0.0%	0.20	0.20	3	5	1	14.1	40.4	9M15	-	0.2
Al-Mansour Bank	BMNS	0.80	0.80	0.81	-1.2%	0.80	0.80	25	61	49	9.5	160.0	FY15	10.1	0.7
National Islamic Bank	BNAI	-	no trade	0.90	-	-	-	-	-	-	0.8	180.7	9M15	14.3	0.8
National Bank of Iraq	BNOI	-	no trade	0.50	-	-	-	-	-	-	0.1	100.0	FY15	38.6	0.5
North Bank	BNOR	0.20	0.20	0.20	0.0%	0.20	0.20	1	1	0	9.4	48.0	9M15	10.4	0.2
Credit Bank of Iraq	BROI	0.57	0.56	0.58	-3.4%	0.57	0.56	20	34	19	9.7	112.0	FY15	13.8	0.5
Sumer Commercial Bank	BSUC	0.95	0.95	0.95	0.0%	0.95	0.95	4	23	22	20.8	190.0	FY15	60.6	0.9
Trans Iraq Bank for Investment (NR)	BTRI	-	no trade	0.70	-	-	-	-	-	-	0.0	147.8	FY15	22.1	0.7
United Bank	BUND	0.29	0.30	0.30	0.0%	0.30	0.28	6	15	4	51.4	72.0	9M15	-	0.3
Union Bank	BUOI	-	no trade	0.65	-	-	-	-	-	-	0.3	131.0	9M15	-	0.6
Banking Sector Total								214	480	265		2,652.0			

Source: Iraq Stock Exchange

Performance of Traded Shares

Company Names	ISX Code	Opening Price (IQD/share)	Price at Session Close (IQD/share)	Previous Closing Price (IQD/share)	Change in Closing Price	Highest Price (IQD/share)	Lowest Price (IQD/share)	No. of Trades (#/d)	No. of Traded Shares (mn)/d	Trading Vol. (IQDmn) /d	Avg. daily trading vol. ('000 \$)*	Mcap (\$mn)	Last Fin.**	P/E (Last)	P/BV (Last)
Industry Sector															
Baghdad for Packing Materials	IBPM	1.20	1.20	1.20	0.0%	1.20	1.20	1	0	0	0.3	1.0	9M15	-	1.3
Baghdad Soft Drinks	IBSD	2.60	2.55	2.66	-4.1%	2.60	2.55	38	27	70	91.1	271.3	FY15	11.3	1.6
Electronic Industries	IELI	-	Suspend/ISC	1.01	-	-	-	-	-	-	-	14.5	9M15	-	0.9
Fallujah for Construction Mat.	IFCM	-	Suspend/ISC	1.51	-	-	-	-	-	-	-	3.8	9M13	87.4	1.6
Nationality Househ. Furniture	IHFI	-	Suspend/ISC	0.90	-	-	-	-	-	-	-	0.9	3M14	-	0.6
Al-Hilal Industries	IHLI	0.37	0.36	0.37	-2.7%	0.37	0.36	3	4	2	6.4	3.6	9M15	-	-
Iraqi for Carton Manufact. & Trading	IICM	-	no trade	0.35	-	-	-	-	-	-	0.2	2.1	9M15	-	-
Iraqi Date Processing&Mark.	IIDP	1.11	1.03	1.14	-9.6%	1.11	1.03	6	7	7	5.5	14.2	6M15	-	0.9
Iraqi Engineering Works	IIEW	-	no trade	0.63	-	-	-	-	-	-	0.0	0.8	9M15	-	0.6
Iraqi For Tufted Carpets	IITC	-	no trade	4.00	-	-	-	-	-	-	0.6	1.6	9M15	13.8	1.0
Al -Khazer for Construction M.	IKHC	-	no trade	1.30	-	-	-	-	-	-	0.0	1.1	9M13	35.0	1.1
AL- Kindi of Veterinary Vac.	IKLV	0.68	0.66	0.73	-9.6%	0.68	0.66	23	29	19	0.0	3.1	9M15	-	0.6
Al-Mansour Pharma. Ind.	IMAP	0.72	0.73	0.73	0.0%	0.73	0.72	7	3	2	3.1	3.8	9M15	6.8	0.6
Modern Chemical Industries(NR)	IMCI	-	no trade	77.00	-	-	-	-	-	-	0.0	11.1	9M15	-	2.7
Modern Construction Mat.	IMCM	-	Suspend/ISC	0.47	-	-	-	-	-	-	-	2.0	9M13	-	0.5
Metallic Ind. and Bicycles	IMIB	-	no trade	0.61	-	-	-	-	-	-	0.2	3.7	9M15	-	-
Modern Sewing	IMOS	-	no trade	2.84	-	-	-	-	-	-	0.7	2.3	9M15	19.2	2.7
Modern Paint Industries	IMPI	-	Suspend/ISC	1.25	-	-	-	-	-	-	-	9.2	9M15	-	2.3
National Chemical Industries	INCP	0.53	0.53	0.54	-1.9%	0.53	0.53	2	2	1	3.5	6.4	9M15	-	1.8
North Soft Drinks	INSD	-	Suspend/ISC	0.35	-	-	-	-	-	-	-	11.6	3M13	-	0.4
Ready Made Clothes	IRMC	7.88	8.60	8.75	-1.7%	8.60	7.88	3	0	0	1.6	11.0	6M15	-	7.6
The Light Industries	ITLI	0.40	0.40	0.41	-2.4%	0.40	0.40	2	3	1	1.8	5.4	9M15	-	-
Industry Sector Total								85	76	103		384.5			
Hotels & Tourism Sector															
Ashour Hotel	HASH	-	no trade	4.10	-	-	-	-	-	-	0.0	1.2	3M14	3.5	6.9
Baghdad Hotel	HBAG	6.50	6.40	6.70	-4.5%	6.50	6.40	6	1	6	6.9	19.7	9M15	9.5	5.8
Babylon Hotel	HBAY	31.55	32.00	32.50	-1.5%	32.50	31.55	4	0	4	16.9	51.2	9M15	-	-
Ishtar Hotels***	HISH	11.70	11.70	12.00	-2.5%	11.70	11.70	1	0	0	4.2	32.8	9M15	-	7.3
Karbala Hotels	HKAR	1.65	1.65	1.65	0.0%	1.65	1.65	1	3	5	1.4	6.6	9M15	41.8	1.4
Mansour Hotel	HMAN	-	no trade	14.75	-	-	-	-	-	-	1.0	34.5	9M15	61.1	32.2
National for Tourist Invest.	HNTI	7.55	7.40	7.95	-6.9%	7.55	7.40	5	1	5	2.0	37.0	9M15	95.6	5.8
Palestine Hotel	HPAL	-	no trade	8.25	-	-	-	-	-	-	9.5	29.5	9M15	19.0	3.7
Al-Sadeer Hotel	HSAD	-	no trade	17.75	-	-	-	-	-	-	0.5	17.6	9M15	-	21.5
Mosul Dam Tourist Village	HTVM	2.48	2.48	2.75	-9.8%	2.48	2.48	1	0	0	0.3	0.5	9M15	-	-
Hotel&Tourism Sector Total								18	5	20		230.6			

Source: Iraq Stock Exchange

Performance of Traded Shares

Company Names	ISX Code	Opening Price (IQD/share)	Price at Session Close (IQD/share)	Previous Closing Price (IQD/share)	Change in Closing Price	Highest Price (IQD/share)	Lowest Price (IQD/share)	No. of Trades (#/d)	No. of Traded Shares (mn)/d	Trading Vol. (IQDmn) /d	Avg. daily trading vol. ('000 \$)*	Mcap (\$mn)	Last Fin.**	P/E (Last)	P/BV (Last)
Services Sector															
Al-Ameen Estate Inv.(NR)	SAEI	-	no trade	0.45	-	-	-	-	-	-	-	2.5	9M15	-	0.5
AL-Badia for General Trans	SBAG	-	no trade	0.77	-	-	-	-	-	-	4.1	1.4	9M15	-	0.5
Baghdad Motor Cars Servicing	SBMC	-	Suspend/ISC	1.69	-	-	-	-	-	-	-	1.5	9M12	4.9	1.0
Baghdad Passengers Transport	SBPT	12.30	12.00	12.80	-6.3%	12.30	12.00	6	0	3	2.1	9.6	9M15	14.5	4.8
Iraqi for General Transp.***	SIGT	-	Suspend/ISC	1.64	-	-	-	-	-	-	-	5.1	6M15	-	-
Iraqi Land Transport	SILT	0.83	0.81	0.86	-5.8%	0.83	0.81	29	10	8	5.1	9.1	9M15	-	0.7
Kharkh Tour Amusement City	SKTA	5.10	5.07	5.10	-0.6%	5.10	5.00	22	2	13	12.6	4.1	9M15	46.1	4.1
Al-Mosul for Funfairs	SMOF	-	Suspend/ISC	14.52	-	-	-	-	-	-	-	4.6	3M14	5.0	2.5
Mamoura Real-estate Inv.	SMRI	3.09	3.16	3.17	-0.3%	3.16	3.00	31	10	31	27.3	48.5	9M15	69.1	3.3
AL-Nukhba for Construction	SNUC	-	no trade	0.53	-	-	-	-	-	-	0.2	0.9	9M15	-	0.4
Services Sector Total								88	22	54		87.2			
Agriculture Sector															
Al-Ahliya for Agricultural Prod.	AAHP	-	no trade	1.20	-	-	-	-	-	-	0.1	0.6	6M15	6.0	2.3
Iraqi Agr. Prod. Mark. Meat	AIPM	3.50	3.48	3.47	0.3%	3.50	3.29	6	1	3	5.0	13.9	9M15	63.3	2.6
Iraqi Agricultural Products	AIRP	-	no trade	7.85	-	-	-	-	-	-	0.3	2.3	9M15	53.9	1.2
Iraqi for Seed Production	AISP	-	Suspend/ISC	5.72	-	-	-	-	-	-	14.4	34.3	FY13	4.6	2.8
Modern Animal & Agr. Production***	AMAP	0.43	0.43	0.45	-4.4%	0.43	0.43	4	1	0	0.3	1.5	9M15	18.4	0.4
Middle East for Prod.- Fish	AMEF	7.00	7.00	6.92	1.2%	7.00	7.00	2	0	0	0.0	1.7	6M15	17.6	1.3
Agriculture Sector Total								12	2	4		54.2			
Insurance Sector															
AHliya For Insurance	NAHF	0.39	0.39	0.43	-9.3%	0.39	0.39	1	2	1	0.0	0.8	9M15	-	0.3
Al-Ameen for Insurance	NAME	-	no trade	0.75	-	-	-	-	-	-	0.1	3.0	9M15	10.8	0.9
Dar Al-Salam for Insurance	NDSA	-	no trade	1.01	-	-	-	-	-	-	0.0	2.8	9M15	11.4	0.7
Gulf Insurance&Reinsurance***	NGIR	-	no trade	0.30	-	-	-	-	-	-	0.0	1.2	9M15	-	0.8
Al-Hamraa for Insurance (NR)	NHAM	-	no trade	0.64	-	-	-	-	-	-	-	2.6	9M15	10.9	0.5
Insurance Sector Total								1	2	1		10.4			
Investment Sector															
Al-Ameen Financial Inv. (NR)	VAMF	-	no trade	1.60	-	-	-	-	-	-	0.0	1.3	FY15	-	2.0
AL- Batek Investment(NR)	VBAT	-	no trade	0.80	-	-	-	-	-	-	-	0.6	9M15	-	0.6
Al-Khair for Financial Inv. (NR)	VKHF	-	Suspend/ISC	0.38	-	-	-	-	-	-	-	2.1	FY14	-	0.4
Bain Al-Nahrain Financial Inv.(NR)	VMES	-	no trade	1.00	-	-	-	-	-	-	-	0.8	9M15	-	1.0
AL-Wiaam for Financial Inv.	VWIF	-	no trade	0.89	-	-	-	-	-	-	-	1.4	9M15	-	1.0
Al-Zawraa for Financial Inv.	VZAF	-	no trade	0.52	-	-	-	-	-	-	0.0	0.5	9M15	-	0.5
Investment Sector Total								-	-	-		6.8			

Source: Iraq Stock Exchange

Performance of Traded Shares

Company Names	ISX Code	Opening Price (IQD/share)	Price at Session Close (IQD/share)	Previous Closing Price (IQD/share)	Change in Closing Price	Highest Price (IQD/share)	Lowest Price (IQD/share)	No. of Trades (#/d)	No. of Traded Shares (mn)/d	Trading Vol. (IQDmn) /d	Avg. daily trading vol. ('000 \$)*	Mcap (\$mn)	Last Fin.**	P/E (Last)	P/BV (Last)
Money Transfer Sector															
Al-Harir for Money Transfer(NR)	MTAH	-	no trade		-	-	-	-	-	-	-	-	9M15	-	-
Al-Taif Money Transfer(NR)	MTAI	-	no trade	2.55	-	-	-	-	-	-	-	77.5	9M15	-	2.1
Al Muhej Money Transfer(NR)	MTAM	-	no trade		-	-	-	-	-	-	-	-	9M15	-	-
Al-Iraqia for Money Transfer(NR)	MTIR	-	no trade		-	-	-	-	-	-	-	-	9M15	-	-
Al-Manafaa Co. for Money Trans.(NR)	MTMA	-	Suspend/ISC		-	-	-	-	-	-	-	-	9M15	-	-
Mouta for Remittance(NR)	MTMO	-	Suspend/ISC		-	-	-	-	-	-	-	-	9M15	-	-
Al-Motaman for Money Transfer(NR)	MTMT	-	Suspend/ISC	1.00	-	-	-	-	-	-	-	12.0	9M15	-	1.0
Al Nibal Al Arabya for Money Tra. (NR)	MTNI	-	no trade	1.00	-	-	-	-	-	-	35.2	36.0	9M15	-	1.5
Alnoor for Money Transfer (NR)	MTNN	-	no trade		-	-	-	-	-	-	-	-	FY15	-	-
Nobles for Money Transfer(NR)	MTNO	-	no trade		-	-	-	-	-	-	-	-	9M15	-	-
Al-Rabita Al-Maliya Co.(NR)	MTRA	-	Suspend/ISC		-	-	-	-	-	-	-	-	9M15	-	-
Sama Baghdad Finance Transfer(NR)	MTSB	-	no trade		-	-	-	-	-	-	-	-	FY15	-	-
United Arab Money Transfer(NR)	MTUA	-	no trade	1.00	-	-	-	-	-	-	-	36.0	9M15	-	1.0
Al-Waeel for Money Transfer(NR)	MTWA	-	no trade		-	-	-	-	-	-	-	-	9M15	-	-
Money Transfer Sector Total												161.5			
Grand Total								468	598	525		9,737.0			

Source: Iraq Stock Exchange

*Average data was calculated according to recent six months, by dividing the total daily trading volume (excluding two highest trading vol.) to total number of trading days (excluding the No. of days share were suspended due to GA or by ISC).

** Last Financials: The date of the most recent financial statements.

P/E (Last): While calculating P/E (Last), we divided "Current Mcap" to "trailing net profit" when the recently announced financial statements are for the interim period. For the companies which trailing profit cannot be calculated due to lack of information, we divided "Current Mcap" to "annualized YTD profit," while calculating P/E (Last). We adjusted unaudited profit before tax values by deducting 15% income tax, while calculating annualized YTD profit.

P/BV (Last): Calculated by dividing "Current Mcap" to "BV in its Last Financials".

***When the original shares resume trading, we start using the number of shares that the company will reach after the capital increase with the assumption that the capital increase was reflected to the price of the shares. We use the new capital in calculating Mcap.

Note: "Suspend/ISC" companies are not trading due to ISC Instructions.

"Suspend/GA" companies are not trading due to General Assembly Meetings.

"(NR)": These are the companies which are trading in the Non-Regular market (in compliance with Iraq Securities Commission law numbered 132/9 on 20/12/2012). These companies were moved to the secondary market (non-regular) because of the decrease in their trading volume and the number of days that these companies are being traded for. Please note, according to the Regulations of the Secondary Market, in each trading session, the average share price will be calculated for each share. The maximum increase and decrease of +/- 20% will be based on the average price in the previous session. The price should be valid during three effective trading sessions after the listing, and it will be free in the first trading session after capital increasing.

"We use the FX rate given by the bank that Rabee Securities makes its banking transactions while calculating the dollar values in our research reports instead of CBI market FX rate to be more conservative."

For any inquiries, contact:

Research

Aysegul Ozge Ozgur - SVP, Head of Research (aozgur@rs.iq)

Tugba Tan, Analyst (ttan@rs.iq)

research@rs.iq

Tel: +90 212 219 2524

Mob: +90 539 456 4566

Trading

traders@rs.iq

Tel: +964 727 002 0407

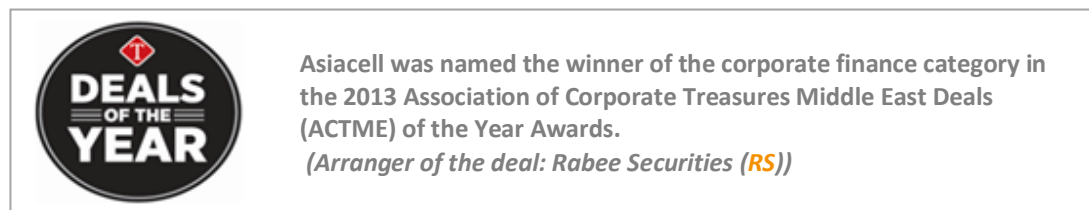
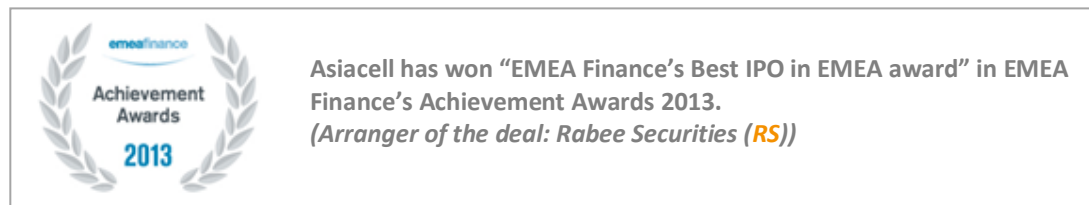
Info

info@rs.iq

Tel: +964 (790) 133 1492

RS Bloomberg page: <RSIQ>

RS Website: RS.IQ



RS is a proud supporter of the Iraq Pavilion in the Venice Biennale 2015.

Baghdad HQ

903/14/19
Karada, Baghdad, Iraq
Tel: +964 727 002 0407

Erbil

Italian Village offices
Office No: 32, Erbil, Iraq
Mob: +964 770 493 9999

Suleymani

Rand Gallery
Office No: 9, Floor:3 , Suleymani, Iraq
Mob: +964 770 651 9944

Istanbul Rep. Office

Halaskargazi cad. No: 103/7A
Osmanbey, Istanbul, Turkey
Tel: +90 212 219 2524
Mob: +90 539 456 4566

DISCLAIMER

This publication may not be reproduced, modified, or re-disseminated in whole or in part without the prior written permission of Rabee Securities. The information provided herein is of a general nature and for informational purposes only and is not intended to serve as an offer or solicitation with respect to the purchase or sale of any security, or as a recommendation to adopt any particular trading strategy. Such information is subject to change without prior notice. Although Rabee Securities obtains information from sources it considers reliable, Rabee Securities makes no representations or warranties, express or implied, as to the information's accuracy or completeness. Furthermore, such information may be incomplete or condensed. Rabee Securities, its affiliates, directors, employees, assigns, agents, and successors bear no liability for any errors or omissions in this publication or for any losses arising from the use of or reliance upon this information. This limitation on liability applies to direct, indirect, consequential, special, punitive, or other damages, as well as damages for loss of profits or business interruption. Investors shall bear all responsibility for investment decisions taken on the basis of the contents of this report. Rabee Securities strongly advises potential investors to seek financial guidance when determining whether an investment is appropriate to their needs. All estimates included in this report constitute Rabee Securities' opinion as of the date published on the report and are subject to change without notice.