

**For any inquiries, contact:**

**Research**

Aysegul Ozge Ozgur - SVP, Head of Research ([aozgur@rs.iq](mailto:aozgur@rs.iq))  
Tugba Tan, Analyst ([ttan@rs.iq](mailto:ttan@rs.iq))  
[research@rs.iq](mailto:research@rs.iq)

**Trading**

[traders@rs.iq](mailto:traders@rs.iq)  
Address: 903/14/19  
Karada  
Baghdad-Iraq  
Tel: +964 (0) 727 002 0407  
[info@rs.iq](mailto:info@rs.iq)

**RS Website: RS.IQ**

**RS Bloomberg page: <RSIQ>**

**Closing prices for the shares traded on the ISX are now available on Bloomberg.**

**DISCLAIMER**

This publication may not be reproduced, modified, or re-disseminated in whole or in part without the prior written permission of Rabee Securities. The information provided herein is of a general nature and for informational purposes only and is not intended to serve as an offer or solicitation with respect to the purchase or sale of any security, or as a recommendation to adopt any particular trading strategy. Such information is subject to change without prior notice. Although Rabee Securities obtains information from sources it considers reliable, Rabee Securities makes no representations or warranties, express or implied, as to the information's accuracy or completeness. Furthermore, such information may be incomplete or condensed. Rabee Securities, its affiliates, directors, employees, assigns, agents, and successors bear no liability for any errors or omissions in this publication or for any losses arising from the use of or reliance upon this information. This limitation on liability applies to direct, indirect, consequential, special, punitive, or other damages, as well as damages for loss of profits or business interruption. Investors shall bear all responsibility for investment decisions taken on the basis of the contents of this report. Rabee Securities strongly advises potential investors to seek financial guidance when determining whether an investment is appropriate to their needs. All estimates included in this report constitute Rabee Securities' opinion as of the date published on the report and are subject to change without notice.

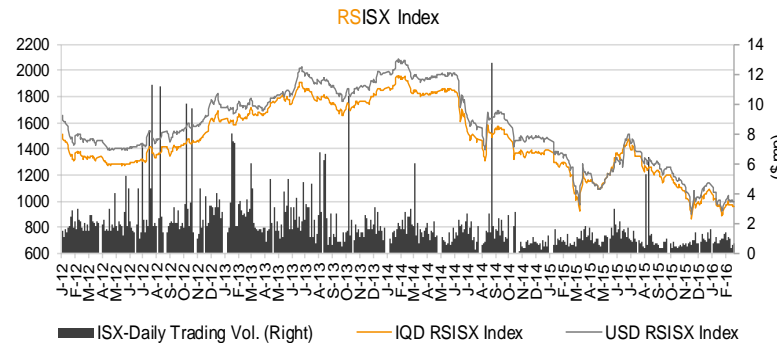
**Daily Bulletin / Sunday**

**Iraqi Dinar Value**

**(CBI Auction Price: 1182 / Market Exchange Rate: 1255)**

**Daily Value Traded**

**IQD1,033,838,000**



**The RSISX Performance**

|                  | Close | Change (d/d) | Change (YTD) |
|------------------|-------|--------------|--------------|
| <b>IQD RSISX</b> | 958   | -0.1%        | -12.1%       |
| <b>USD RSISX</b> | 991   | -0.1%        | -13.5%       |

**News from Iraq**

**Politics**

- High-ranking officials from Iran and Iraq are to sign a memorandum of understanding (MoU) to improve cooperation in fighting financial corruption. The Head of the General Inspection Office of Iran, Nasser Seraj, hosted a visit from Hasan Al-Yasiri, the head of Iraq's Commission of Integrity, at which various aspects of the anti-corruption campaign were discussed. (Iraq Business News)

**Economics**

- Iranian Minister of Industry, Mine and Trade, Mohammad Reza Nematzadeh and Iraqi Prime Minister, Haider al-Abadi met on Thursday stressing deepening bilateral cooperation in industrial, commercial and joint investment projects. During the meeting which focused on ways of increasing bilateral trade, the Iraqi premier thanked Iran over its support to develop his country's industrial infrastructure. (Zawya)
- A new 30% customs tariff in Iraq is reported to be slowing business at the port of Umm Qasr, which handles 80% of the country's imports, choking the port with thousands of uncollected cargo containers. (Iraq Business News)
- Mohammad Reza Nematzadeh, Iranian minister of Industry, Trade and Mines, has opened a new assembly line at Iran Khodro (IKCO)'s assembly plant in Iskandariya, Iraq. (Iraq Business News)

**ISX - Company Announcements**

- CBI announced instructions for the money transfer companies to increase their capital to minimum IQD100bn and reform them into a bank. According to the registrar approval on Jan. 11, 2016 for the new capital of IQD100bn, the ISX board of governors decided the following steps: Suspending the trading on Sama Baghdad Finance Transfer (MTSB), withdrawing the shares of MTSB by IDC, assigning a new ISIN code for the new company and relisting the shares of the new bank in the banking sector upon completing the procedures according to the new listing procedures. ISX will suspend the trading of MTSB tomorrow (Feb. 22, 2016).

**Best and Worst Performers**

| <b>Best Performers</b>            | Code | Closing Price(IQD) | % Chg. | Trading Vol. (\$'000)/d |
|-----------------------------------|------|--------------------|--------|-------------------------|
| Karbala Hotels                    | HKAR | 1.690              | 5.6%   | 0.2                     |
| United Bank                       | BUND | 0.340              | 3.0%   | 1.9                     |
| Iraqi Date Processing & Marketing | IIDP | 1.150              | 2.7%   | 18.1                    |
| Baghdad Passengers Transport      | SBPT | 12.450             | 1.6%   | 1.9                     |
| Mamoura Real-estate               | SMRI | 3.190              | 0.9%   | 2.3                     |

| <b>Worst Performers</b>              | Code | Closing Price(IQD) | % Chg. | Trading Vol. (\$'000)/d |
|--------------------------------------|------|--------------------|--------|-------------------------|
| Al-Ameen Insurance                   | NAME | 0.680              | -9.3%  | 0.6                     |
| Palestine Hotel                      | HPAL | 9.250              | -5.3%  | 6.0                     |
| Ishtar Hotels                        | HISH | 12.250             | -3.5%  | 20.8                    |
| Iraqi for Carton Manufact. & Trading | IICM | 0.290              | -3.3%  | 3.3                     |
| Ashur Bank                           | BASH | 0.340              | -2.9%  | 0.5                     |

| <b>Top 5 Traded Volume</b> | Code | Trading Vol. (IQDmn)/d | Trading Vol. (\$'000)/d | Share in total T. Volume |
|----------------------------|------|------------------------|-------------------------|--------------------------|
| Baghdad Soft Drinks        | IBSD | 711.2                  | 566.7                   | 68.8%                    |
| Sumer Commercial Bank      | BSUC | 64.6                   | 51.5                    | 6.3%                     |
| Gulf Commercial Bank       | BGUC | 43.6                   | 34.7                    | 4.2%                     |
| Investment Bank of Iraq    | BIBI | 31.4                   | 25.0                    | 3.0%                     |
| Ishtar Hotels              | HISH | 26.1                   | 20.8                    | 2.5%                     |

**Distribution of Trading Volumes by Sectors**

| <b>Sector</b>         | Trading Vol. (IQD mn)/d | Trading Vol. ('000 \$)/d | Share in Total Trading Volume (%) |
|-----------------------|-------------------------|--------------------------|-----------------------------------|
| Telecom Sector        | -                       | -                        | -                                 |
| Banking Sector        | 181.9                   | 144.9                    | 17.6%                             |
| Industry Sector       | 756.0                   | 602.4                    | 73.1%                             |
| Hotels & Tourism Sec. | 59.4                    | 47.3                     | 5.7%                              |
| Services Sector       | 27.8                    | 22.2                     | 2.7%                              |
| Agriculture Sector    | 7.4                     | 5.9                      | 0.7%                              |
| Insurance Sector      | 1.4                     | 1.1                      | 0.1%                              |
| Investment Sector     | -                       | -                        | -                                 |
| Money Transfer sector | -                       | -                        | -                                 |
| <b>Total</b>          | <b>1,033.8</b>          | <b>823.8</b>             | <b>100.0%</b>                     |

### Daily Transactions in Brief

The RSISX index ended the day at IQD958 / \$991 (-0.1%) (-12.1% YTD and -13.5% YTD, respectively).

The number of traded shares was 0.7bn and the trading volume was IQD1.0bn (\$0.8mn).

7 out of 39 traded listed stocks' price increased while the prices of 13 stocks decreased, and the price of remaining 19 stocks haven't changed.

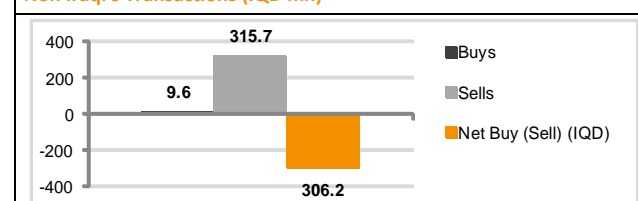
#### Non Iraqis executed 95 transactions in this session:

Buy: 9 transactions in 6 companies operating in industry and banking sectors.

Sells: 68 transactions in 8 companies operating in industry, agriculture, hotel&tourism and banking sectors.

Net sell: IQD306.2mn (\$224K). Share in total trading volume: 15.7%

Non Iraqi's Transactions (IQD mn)



Note: Follow Rabee Securities (RS) on Twitter, join Facebook and LinkedIn groups.



### Performance of Traded Shares

| Company Names                       | ISX Code | Opening Price (IQD/share) | Price at Session Close (IQD/share) | Previous Closing Price (IQD/share) | Change in Closing Price | Highest Price (IQD/share) | Lowest Price (IQD/share) | No. of Trades (#/d) | No. of Traded Shares (mn)/d | Trading Vol. (IQDmn) /d | Avg. daily trading vol. ('000 \$)* | Mcap (\$mn) | Last Fin. ** | P/E (Last) | P/BV (Last) |
|-------------------------------------|----------|---------------------------|------------------------------------|------------------------------------|-------------------------|---------------------------|--------------------------|---------------------|-----------------------------|-------------------------|------------------------------------|-------------|--------------|------------|-------------|
| <b>Telecom Sector</b>               |          |                           |                                    |                                    |                         |                           |                          |                     |                             |                         |                                    |             |              |            |             |
| Asiacell Communications PJSC        | TASC     | -                         | no trade                           | 7.00                               | -                       | -                         | -                        | -                   | -                           | -                       | 17.8                               | 1,729.1     | 9M15         | 20.0       | 1.1         |
| Al Khatem Telecom Company           | TZNI     | -                         | no trade                           | 2.97                               | -                       | -                         | -                        | -                   | -                           | -                       | 0.7                                | 4,330.2     | 9M15         | 36.0       | 2.2         |
| <b>Telecom Sector Total</b>         |          |                           |                                    |                                    |                         |                           |                          |                     |                             |                         |                                    | 6,059.3     |              |            |             |
| <b>Banking Sector</b>               |          |                           |                                    |                                    |                         |                           |                          |                     |                             |                         |                                    |             |              |            |             |
| Ashur International Bank            | BASH     | 0.35                      | 0.34                               | 0.35                               | -2.9%                   | 0.35                      | 0.34                     | 5                   | 2                           | 1                       | 1.1                                | 67.7        | FY15         | 4.8        | 0.3         |
| Babylon Bank                        | BBAY     | 0.23                      | 0.24                               | 0.24                               | 0.0%                    | 0.24                      | 0.23                     | 2                   | 3                           | 1                       | 7.5                                | 47.8        | 9M15         | 14.1       | 0.3         |
| Bank of Baghdad                     | BBOB     | 0.99                      | 0.99                               | 0.99                               | 0.0%                    | 0.99                      | 0.98                     | 9                   | 12                          | 11                      | 64.1                               | 197.2       | FY15         | 21.9       | 0.9         |
| Commercial Bank of Iraq             | BCOI     | -                         | no trade                           | 0.36                               | -                       | -                         | -                        | -                   | -                           | -                       | 8.8                                | 71.7        | 9M15         | 11.2       | 0.3         |
| Dijlah & Furat Bank***              | BDFD     | -                         | no trade                           | 0.25                               | -                       | -                         | -                        | -                   | -                           | -                       | 0.1                                | 22.3        | FY15         | 0.5        | 0.2         |
| Dar Es Salaam Inv. Bank***          | BDSI     | 0.20                      | 0.20                               | 0.20                               | 0.0%                    | 0.20                      | 0.20                     | 16                  | 58                          | 12                      | 22.7                               | 39.8        | FY15         | 6.9        | 0.3         |
| Economy Bank                        | BEFI     | -                         | Suspend/ISC                        | 0.72                               | -                       | -                         | -                        | -                   | -                           | -                       | -                                  | 143.4       | 3M14         | 23.3       | 0.8         |
| Elaf Islamic Bank                   | BELF     | -                         | no trade                           | 0.33                               | -                       | -                         | -                        | -                   | -                           | -                       | 0.1                                | 65.7        | 9M15         | -          | 0.4         |
| Gulf Commercial Bank                | BGUC     | 0.47                      | 0.48                               | 0.48                               | 0.0%                    | 0.48                      | 0.47                     | 31                  | 93                          | 44                      | 38.0                               | 114.7       | FY15         | 12.2       | 0.4         |
| Investment Bank of Iraq             | BIBI     | 0.54                      | 0.54                               | 0.54                               | 0.0%                    | 0.54                      | 0.54                     | 11                  | 58                          | 31                      | 13.9                               | 107.6       | FY15         | 7.7        | 0.5         |
| Iraqi Islamic Bank                  | BIIB     | -                         | no trade                           | 0.47                               | -                       | -                         | -                        | -                   | -                           | -                       | 1.0                                | 93.6        | FY15         | 15.8       | 0.4         |
| Iraqi Middle East Bank              | BIME     | 0.45                      | 0.45                               | 0.45                               | 0.0%                    | 0.45                      | 0.45                     | 5                   | 5                           | 2                       | 28.8                               | 89.6        | FY15         | 20.2       | 0.4         |
| Kurdistan Int. Bank                 | BKUI     | -                         | no trade                           | 1.30                               | -                       | -                         | -                        | -                   | -                           | -                       | 1.8                                | 414.3       | 9M15         | 11.8       | 1.0         |
| Mosul Bank                          | BMFI     | -                         | no trade                           | 0.19                               | -                       | -                         | -                        | -                   | -                           | -                       | 13.5                               | 38.2        | FY15         | -          | 0.2         |
| Al-Mansour Bank                     | BMNS     | 0.87                      | 0.87                               | 0.87                               | 0.0%                    | 0.87                      | 0.87                     | 1                   | 2                           | 2                       | 10.1                               | 173.3       | FY15         | 11.0       | 0.8         |
| National Islamic Bank               | BNAI     | -                         | no trade                           | 1.00                               | -                       | -                         | -                        | -                   | -                           | -                       | 0.8                                | 200.0       | 9M15         | 15.9       | 0.9         |
| National Bank of Iraq               | BNOI     | -                         | no trade                           | 0.46                               | -                       | -                         | -                        | -                   | -                           | -                       | 0.1                                | 91.6        | FY15         | 35.5       | 0.4         |
| North Bank                          | BNOR     | 0.18                      | 0.19                               | 0.19                               | 0.0%                    | 0.19                      | 0.18                     | 9                   | 15                          | 3                       | 9.1                                | 45.4        | 9M15         | 9.9        | 0.2         |
| Credit Bank of Iraq                 | BROI     | 0.59                      | 0.60                               | 0.60                               | 0.0%                    | 0.60                      | 0.59                     | 16                  | 15                          | 9                       | 9.4                                | 119.5       | FY15         | 14.7       | 0.5         |
| Sumer Commercial Bank               | BSUC     | 0.95                      | 0.95                               | 0.95                               | 0.0%                    | 0.95                      | 0.95                     | 4                   | 68                          | 65                      | 20.8                               | 189.2       | FY15         | 60.6       | 0.9         |
| Trans Iraq Bank for Investment (NR) | BTRI     | -                         | no trade                           | 0.70                               | -                       | -                         | -                        | -                   | -                           | -                       | 0.0                                | 147.3       | FY15         | 22.1       | 0.7         |
| United Bank                         | BUND     | 0.33                      | 0.34                               | 0.33                               | 3.0%                    | 0.34                      | 0.33                     | 5                   | 7                           | 2                       | 7.5                                | 81.3        | 9M15         | -          | 0.3         |
| Union Bank                          | BUOI     | -                         | no trade                           | 0.65                               | -                       | -                         | -                        | -                   | -                           | -                       | 0.1                                | 130.5       | 9M15         | -          | 0.6         |
| <b>Banking Sector Total</b>         |          |                           |                                    |                                    |                         |                           |                          | 114                 | 337                         | 182                     |                                    | 2,692.1     |              |            |             |

## Performance of Traded Shares

| Company Names                         | ISX Code | Opening Price (IQD/share) | Price at Session Close (IQD/share) | Previous Closing Price (IQD/share) | Change in Closing Price | Highest Price (IQD/share) | Lowest Price (IQD/share) | No. of Trades (#/d) | No. of Traded Shares (mn)/d | Trading Vol. (IQDmn) /d | Avg. daily trading vol. ('000 \$)* | Mcap (\$mn)  | Last Fin.** | P/E (Last) | P/BV (Last) |
|---------------------------------------|----------|---------------------------|------------------------------------|------------------------------------|-------------------------|---------------------------|--------------------------|---------------------|-----------------------------|-------------------------|------------------------------------|--------------|-------------|------------|-------------|
| <b>Industry Sector</b>                |          |                           |                                    |                                    |                         |                           |                          |                     |                             |                         |                                    |              |             |            |             |
| Baghdad for Packing Materials         | IBPM     | 1.40                      | 1.40                               | 1.40                               | 0.0%                    | 1.40                      | 1.40                     | 2                   | 0                           | 1                       | 0.4                                | 1.2          | FY15        | -          | 1.5         |
| Baghdad Soft Drinks                   | IBSD     | 2.67                      | 2.67                               | 2.70                               | -1.1%                   | 2.74                      | 2.66                     | 100                 | 263                         | 711                     | 120.9                              | 283.0        | FY15        | 11.8       | 1.6         |
| Electronic Industries                 | IELI     | -                         | Suspend/ISC                        | 1.01                               | -                       | -                         | -                        | -                   | -                           | -                       | -                                  | 14.5         | 9M15        | -          | 0.9         |
| Fallujah for Construction Mat.        | IFCM     | -                         | Suspend/ISC                        | 1.51                               | -                       | -                         | -                        | -                   | -                           | -                       | -                                  | 3.8          | 9M13        | 87.4       | 1.6         |
| Nationality Househ. Furniture         | IHFI     | -                         | Suspend/ISC                        | 0.90                               | -                       | -                         | -                        | -                   | -                           | -                       | -                                  | 0.9          | 3M14        | -          | 0.6         |
| Al-Hilal Industries                   | IHLI     | 0.34                      | 0.34                               | 0.34                               | 0.0%                    | 0.34                      | 0.34                     | 4                   | 19                          | 6                       | 7.3                                | 3.4          | 9M15        | -          | -           |
| Iraqi for Carton Manufact. & Trading  | IICM     | 0.29                      | 0.29                               | 0.30                               | -3.3%                   | 0.29                      | 0.29                     | 6                   | 14                          | 4                       | 0.5                                | 1.8          | 9M15        | -          | -           |
| Iraqi Date Processing&Mark.***        | IIDP     | 1.16                      | 1.15                               | 1.12                               | 2.7%                    | 1.16                      | 1.15                     | 29                  | 20                          | 23                      | 4.7                                | 25.3         | 6M15        | -          | 1.6         |
| Iraqi Engineering Works               | IIEW     | -                         | no trade                           | 0.60                               | -                       | -                         | -                        | -                   | -                           | -                       | 0.0                                | 0.7          | 9M15        | -          | 0.6         |
| Iraqi For Tufted Carpets              | IITC     | -                         | no trade                           | 3.81                               | -                       | -                         | -                        | -                   | -                           | -                       | 0.5                                | 1.5          | 9M15        | 13.2       | 0.9         |
| Al -Khazer for Construction M.        | IKHC     | -                         | no trade                           | 1.30                               | -                       | -                         | -                        | -                   | -                           | -                       | 0.0                                | 1.1          | 9M13        | 35.0       | 1.1         |
| AL- Kindi of Veterinary Vac.          | IKLV     | 0.61                      | 0.60                               | 0.60                               | 0.0%                    | 0.61                      | 0.60                     | 7                   | 3                           | 2                       | 2.6                                | 2.8          | 9M15        | -          | 0.6         |
| Al-Mansour Pharma. Ind.               | IMAP     | 0.69                      | 0.69                               | 0.69                               | 0.0%                    | 0.69                      | 0.69                     | 10                  | 8                           | 5                       | 3.4                                | 3.6          | 9M15        | 6.4        | 0.6         |
| Modern Chemical Industries(NR)        | IMCI     | -                         | no trade                           | 77.00                              | -                       | -                         | -                        | -                   | -                           | -                       | -                                  | 11.0         | 9M15        | -          | 2.7         |
| Modern Construction Mat.              | IMCM     | -                         | Suspend/ISC                        | 0.47                               | -                       | -                         | -                        | -                   | -                           | -                       | -                                  | 2.0          | 9M13        | -          | 0.5         |
| Metallic Ind. and Bicycles            | IMIB     | 0.61                      | 0.61                               | 0.61                               | 0.0%                    | 0.61                      | 0.61                     | 1                   | 0                           | 0                       | 0.2                                | 3.6          | 9M15        | -          | -           |
| Modern Sewing                         | IMOS     | 2.60                      | 2.60                               | 2.65                               | -1.9%                   | 2.60                      | 2.60                     | 2                   | 0                           | 1                       | 0.6                                | 2.1          | FY15        | 8.0        | 2.5         |
| Modern Paint Industries               | IMPI     | -                         | Suspend/ISC                        | 1.25                               | -                       | -                         | -                        | -                   | -                           | -                       | -                                  | 9.2          | 9M15        | -          | 2.3         |
| National Chemical Industries          | INCP     | -                         | no trade                           | 0.57                               | -                       | -                         | -                        | -                   | -                           | -                       | 3.2                                | 6.9          | 9M15        | -          | 2.0         |
| North Soft Drinks                     | INSD     | -                         | Suspend/ISC                        | 0.35                               | -                       | -                         | -                        | -                   | -                           | -                       | -                                  | 11.6         | 3M13        | -          | 0.4         |
| Ready Made Clothes                    | IRMC     | 8.05                      | 8.05                               | 8.00                               | 0.6%                    | 8.05                      | 8.05                     | 1                   | 0                           | 1                       | 1.4                                | 10.2         | FY15        | -          | 7.6         |
| The Light Industries                  | ITLI     | 0.45                      | 0.45                               | 0.45                               | 0.0%                    | 0.45                      | 0.45                     | 3                   | 4                           | 2                       | 2.0                                | 6.0          | 9M15        | -          | -           |
| <b>Industry Sector Total</b>          |          |                           |                                    |                                    |                         |                           |                          | <b>165</b>          | <b>332</b>                  | <b>756</b>              |                                    | <b>406.1</b> |             |            |             |
| <b>Hotels &amp; Tourism Sector</b>    |          |                           |                                    |                                    |                         |                           |                          |                     |                             |                         |                                    |              |             |            |             |
| Ashour Hotel                          | HASH     | -                         | no trade                           | 4.60                               | -                       | -                         | -                        | -                   | -                           | -                       | 0.1                                | 1.4          | 3M14        | 3.9        | 7.7         |
| Baghdad Hotel                         | HBAG     | 7.94                      | 7.75                               | 7.94                               | -2.4%                   | 7.94                      | 7.60                     | 10                  | 1                           | 5                       | 1.8                                | 23.7         | 9M15        | 11.5       | 7.0         |
| Babylon Hotel                         | HBAY     | 33.00                     | 33.00                              | 33.25                              | -0.8%                   | 33.45                     | 33.00                    | 15                  | 0                           | 10                      | 16.3                               | 52.6         | FY15        | 94.2       | 42.6        |
| Ishtar Hotels                         | HISH     | 12.55                     | 12.25                              | 12.70                              | -3.5%                   | 12.55                     | 12.25                    | 26                  | 2                           | 26                      | 4.8                                | 34.2         | 9M15        | -          | 7.6         |
| Karbala Hotels                        | HKAR     | 1.68                      | 1.69                               | 1.60                               | 5.6%                    | 1.69                      | 1.68                     | 2                   | 0                           | 0                       | 1.1                                | 6.7          | 9M15        | 42.8       | 1.5         |
| Mansour Hotel                         | HMAN     | 15.80                     | 15.75                              | 15.80                              | -0.3%                   | 15.80                     | 15.75                    | 3                   | 0                           | 0                       | 2.7                                | 36.7         | 9M15        | 65.2       | 34.4        |
| National for Tourist Invest.          | HNTI     | -                         | no trade                           | 7.95                               | -                       | -                         | -                        | -                   | -                           | -                       | 1.9                                | 39.6         | 9M15        | 102.7      | 6.2         |
| Palestine Hotel                       | HPAL     | 9.50                      | 9.25                               | 9.77                               | -5.3%                   | 9.50                      | 9.25                     | 7                   | 1                           | 8                       | 9.3                                | 32.9         | 9M15        | 21.3       | 4.2         |
| Al-Sadeer Hotel                       | HSAD     | 16.75                     | 16.75                              | 16.75                              | 0.0%                    | 16.75                     | 16.75                    | 3                   | 1                           | 10                      | 1.6                                | 16.5         | 9M15        | -          | 20.3        |
| Mosul Dam Tourist Village             | HTVM     | 2.35                      | 2.35                               | 2.40                               | -2.1%                   | 2.35                      | 2.35                     | 1                   | 0                           | 0                       | 0.2                                | 0.4          | 9M15        | -          | -           |
| <b>Hotel&amp;Tourism Sector Total</b> |          |                           |                                    |                                    |                         |                           |                          | <b>67</b>           | <b>5</b>                    | <b>59</b>               |                                    | <b>244.8</b> |             |            |             |

Source: Iraq Stock Exchange

## Performance of Traded Shares

| Company Names                      | ISX Code | Opening Price (IQD/share) | Price at Session Close (IQD/share) | Previous Closing Price (IQD/share) | Change in Closing Price | Highest Price (IQD/share) | Lowest Price (IQD/share) | No. of Trades (#/d) | No. of Traded Shares (mn)/d | Trading Vol. (IQDmn)/d | Avg. daily trading vol. ('000 \$)* | Mcap (\$mn) | Last Fin.** | P/E (Last) | P/BV (Last) |
|------------------------------------|----------|---------------------------|------------------------------------|------------------------------------|-------------------------|---------------------------|--------------------------|---------------------|-----------------------------|------------------------|------------------------------------|-------------|-------------|------------|-------------|
| <b>Services Sector</b>             |          |                           |                                    |                                    |                         |                           |                          |                     |                             |                        |                                    |             |             |            |             |
| Al-Ameen Estate Inv.(NR)           | SAEI     | -                         | no trade                           | 0.45                               | -                       | -                         | -                        | -                   | -                           | -                      | -                                  | 2.5         | 9M15        | -          | 0.5         |
| AL-Badia for General Trans         | SBAG     | -                         | no trade                           | 0.75                               | -                       | -                         | -                        | -                   | -                           | -                      | 1.2                                | 1.3         | 9M15        | -          | 0.4         |
| Baghdad Motor Cars Servicing       | SBMC     | -                         | Suspend/ISC                        | 1.69                               | -                       | -                         | -                        | -                   | -                           | -                      | -                                  | 1.5         | 9M12        | 4.9        | 1.0         |
| Baghdad Passengers Transport       | SBPT     | 12.25                     | 12.45                              | 12.25                              | 1.6%                    | 12.45                     | 12.25                    | 20                  | 0                           | 2                      | 1.6                                | 9.9         | 9M15        | 15.1       | 5.0         |
| Iraqi for General Transp.***       | SIGT     | -                         | Suspend/ISC                        | 1.64                               | -                       | -                         | -                        | -                   | -                           | -                      | -                                  | 5.1         | 6M15        | -          | -           |
| Iraqi Land Transport               | SILT     | 0.86                      | 0.86                               | 0.86                               | 0.0%                    | 0.89                      | 0.86                     | 14                  | 17                          | 15                     | 4.9                                | 9.6         | FY15        | -          | 0.8         |
| Kharkh Tour Amuzement City         | SKTA     | 5.10                      | 5.10                               | 5.11                               | -0.2%                   | 5.11                      | 5.10                     | 17                  | 1                           | 8                      | 9.6                                | 4.1         | FY15        | -          | 4.8         |
| Al-Mosul for Funfairs              | SMOF     | -                         | Suspend/ISC                        | 14.52                              | -                       | -                         | -                        | -                   | -                           | -                      | -                                  | 4.6         | 3M14        | 5.0        | 2.5         |
| Mamoura Real-estate Inv.           | SMRI     | 3.12                      | 3.19                               | 3.16                               | 0.9%                    | 3.19                      | 3.12                     | 8                   | 1                           | 3                      | 27.0                               | 48.8        | FY15        | 163.2      | 3.0         |
| AL-Nukhba for Construction         | SNUC     | -                         | no trade                           | 0.50                               | -                       | -                         | -                        | -                   | -                           | -                      | 0.2                                | 0.8         | 9M15        | -          | 0.4         |
| <b>Services Sector Total</b>       |          |                           |                                    |                                    |                         |                           |                          | <b>59</b>           | <b>20</b>                   | <b>28</b>              |                                    | <b>88.2</b> |             |            |             |
| <b>Agriculture Sector</b>          |          |                           |                                    |                                    |                         |                           |                          |                     |                             |                        |                                    |             |             |            |             |
| Al-Ahlyia for Agricultural Prod.   | AAHP     | -                         | no trade                           | 1.25                               | -                       | -                         | -                        | -                   | -                           | -                      | 0.1                                | 0.6         | 9M15        | 6.5        | 2.4         |
| Iraqi Agr. Prod. Mark. Meat        | AIPM     | 3.42                      | 3.38                               | 3.42                               | -1.2%                   | 3.42                      | 3.38                     | 18                  | 2                           | 7                      | 4.7                                | 13.5        | 9M15        | 61.4       | 2.5         |
| Iraqi Agricultural Products        | AIRP     | -                         | no trade                           | 7.25                               | -                       | -                         | -                        | -                   | -                           | -                      | 0.3                                | 2.1         | 9M15        | 49.7       | 1.1         |
| Iraqi for Seed Production          | AISP     | -                         | Suspend/ISC                        | 5.72                               | -                       | -                         | -                        | -                   | -                           | -                      | 12.6                               | 34.2        | FY13        | 4.6        | 2.8         |
| Modern Animal & Agr. Production*** | AMAP     | -                         | no trade                           | 0.40                               | -                       | -                         | -                        | -                   | -                           | -                      | 0.3                                | 1.4         | 9M15        | 17.1       | 0.4         |
| Middle East for Prod.- Fish        | AMEF     | 7.10                      | 7.10                               | 7.05                               | 0.7%                    | 7.10                      | 7.10                     | 1                   | 0                           | 0                      | 0.0                                | 1.7         | 6M15        | 17.8       | 1.3         |
| <b>Agriculture Sector Total</b>    |          |                           |                                    |                                    |                         |                           |                          | <b>19</b>           | <b>2</b>                    | <b>7</b>               |                                    | <b>53.4</b> |             |            |             |
| <b>Insurance Sector</b>            |          |                           |                                    |                                    |                         |                           |                          |                     |                             |                        |                                    |             |             |            |             |
| AHliya For Insurance               | NAHF     | -                         | no trade                           | 0.39                               | -                       | -                         | -                        | -                   | -                           | -                      | 0.0                                | 0.8         | 9M15        | -          | 0.3         |
| Al-Ameen for Insurance             | NAME     | 0.68                      | 0.68                               | 0.75                               | -9.3%                   | 0.68                      | 0.68                     | 3                   | 1                           | 1                      | 0.1                                | 2.7         | 9M15        | 9.8        | 0.8         |
| Dar Al-Salam for Insurance         | NDSA     | 0.96                      | 0.96                               | 0.96                               | 0.0%                    | 0.96                      | 0.96                     | 2                   | 1                           | 1                      | 0.0                                | 2.7         | 9M15        | 10.8       | 0.7         |
| Gulf Insurance&Reinsurance***      | NGIR     | -                         | no trade                           | 0.30                               | -                       | -                         | -                        | -                   | -                           | -                      | 0.0                                | 1.2         | 9M15        | -          | 0.8         |
| Al-Hamraa for Insurance (NR)       | NHAM     | -                         | no trade                           | 0.64                               | -                       | -                         | -                        | -                   | -                           | -                      | -                                  | 2.5         | 9M15        | 10.9       | 0.5         |
| <b>Insurance Sector Total</b>      |          |                           |                                    |                                    |                         |                           |                          | <b>5</b>            | <b>2</b>                    | <b>1</b>               |                                    | <b>9.9</b>  |             |            |             |
| <b>Investment Sector</b>           |          |                           |                                    |                                    |                         |                           |                          |                     |                             |                        |                                    |             |             |            |             |
| Al-Ameen Financial Inv. (NR)       | VAMF     | -                         | no trade                           | 1.60                               | -                       | -                         | -                        | -                   | -                           | -                      | 0.0                                | 1.3         | FY15        | -          | 2.0         |
| AL- Batek Investment(NR)           | VBAT     | -                         | no trade                           | 0.80                               | -                       | -                         | -                        | -                   | -                           | -                      | -                                  | 0.6         | FY15        | -          | 0.6         |
| Al-Khair for Financial Inv. (NR)   | VKHF     | -                         | no trade                           | 0.38                               | -                       | -                         | -                        | -                   | -                           | -                      | -                                  | 2.1         | 9M15        | -          | 0.4         |
| Bain Al-Nahrain Financial Inv.(NR) | VMES     | -                         | no trade                           | 1.00                               | -                       | -                         | -                        | -                   | -                           | -                      | -                                  | 0.8         | 9M15        | -          | 1.0         |
| AL-Wiaam for Financial Inv.        | VWIF     | -                         | no trade                           | 0.89                               | -                       | -                         | -                        | -                   | -                           | -                      | -                                  | 1.4         | FY15        | -          | 1.0         |
| Al-Zawraa for Financial Inv.       | VZAF     | -                         | no trade                           | 0.52                               | -                       | -                         | -                        | -                   | -                           | -                      | 0.0                                | 0.5         | FY15        | -          | 0.5         |
| <b>Investment Sector Total</b>     |          |                           |                                    |                                    |                         |                           |                          | <b>-</b>            | <b>-</b>                    | <b>-</b>               |                                    | <b>6.7</b>  |             |            |             |

Source: Iraq Stock Exchange

## Performance of Traded Shares

| Company Names                          | ISX Code | Opening Price (IQD/share) | Price at Session Close (IQD/share) | Previous Closing Price (IQD/share) | Change in Closing Price | Highest Price (IQD/share) | Lowest Price (IQD/share) | No. of Trades (#/d) | No. of Traded Shares (mn)/d | Trading Vol. (IQDmn) /d | Avg. daily trading vol. ('000 \$)* | Mcap (\$mn)    | Last Fin.** | P/E (Last) | P/BV (Last) |
|--|----------|---------------------------|------------------------------------|------------------------------------|-------------------------|---------------------------|--------------------------|---------------------|-----------------------------|-------------------------|------------------------------------|----------------|-------------|------------|-------------|
| <b>Money Transfer Sector</b>           |          |                           |                                    |                                    |                         |                           |                          |                     |                             |                         |                                    |                |             |            |             |
| Al-Harir for Money Transfer(NR)        | MTAH     | -                         | no trade                           |                                    | -                       | -                         | -                        | -                   | -                           | -                       | -                                  | -              | 9M15        | -          | -           |
| Al-Taif Money Transfer(NR)             | MTAI     | -                         | no trade                           | 2.55                               | -                       | -                         | -                        | -                   | -                           | -                       | -                                  | 77.2           | 9M15        | -          | 2.1         |
| Al Muhej Money Transfer(NR)            | MTAM     | -                         | no trade                           |                                    | -                       | -                         | -                        | -                   | -                           | -                       | -                                  | -              | 9M15        | -          | -           |
| Al-Iraqia for Money Transfer(NR)       | MTIR     | -                         | no trade                           |                                    | -                       | -                         | -                        | -                   | -                           | -                       | -                                  | -              | FY15        | -          | -           |
| Al-Manafaa Co. for Money Trans.(NR)    | MTMA     | -                         | no trade                           |                                    | -                       | -                         | -                        | -                   | -                           | -                       | -                                  | -              | FY15        | -          | -           |
| Mouta for Remittance(NR)               | MTMO     | -                         | no trade                           |                                    | -                       | -                         | -                        | -                   | -                           | -                       | -                                  | -              | FY15        | -          | -           |
| Al-Motaman for Money Transfer(NR)      | MTMT     | -                         | no trade                           | 1.00                               | -                       | -                         | -                        | -                   | -                           | -                       | -                                  | 12.0           | 9M15        | -          | 1.0         |
| Al Nibal Al Arabya for Money Tra. (NR) | MTNI     | -                         | no trade                           | 1.00                               | -                       | -                         | -                        | -                   | -                           | -                       | 34.4                               | 35.9           | 9M15        | -          | 1.5         |
| Alnoor for Money Transfer (NR)         | MTNN     | -                         | no trade                           |                                    | -                       | -                         | -                        | -                   | -                           | -                       | -                                  | -              | FY15        | -          | -           |
| Nobles for Money Transfer(NR)          | MTNO     | -                         | no trade                           |                                    | -                       | -                         | -                        | -                   | -                           | -                       | -                                  | -              | FY15        | -          | -           |
| Al-Rabita Al-Maliya Co.(NR)            | MTRA     | -                         | Suspend/ISC                        |                                    | -                       | -                         | -                        | -                   | -                           | -                       | -                                  | -              | 9M15        | -          | -           |
| Sama Baghdad Finance Transfer(NR)      | MTSB     | -                         | no trade                           |                                    | -                       | -                         | -                        | -                   | -                           | -                       | -                                  | -              | FY15        | -          | -           |
| United Arab Money Transfer(NR)         | MTUA     | -                         | no trade                           | 1.00                               | -                       | -                         | -                        | -                   | -                           | -                       | -                                  | 35.9           | 9M15        | -          | 1.0         |
| Al-Waeel for Money Transfer(NR)        | MTWA     | -                         | no trade                           |                                    | -                       | -                         | -                        | -                   | -                           | -                       | -                                  | -              | FY15        | -          | -           |
| <b>Money Transfer Sector Total</b>     |          |                           |                                    |                                    |                         |                           |                          |                     |                             |                         |                                    | <b>160.9</b>   |             |            |             |
| <b>Grand Total</b>                     |          |                           |                                    |                                    |                         |                           |                          | <b>429</b>          | <b>697</b>                  | <b>1,034</b>            |                                    | <b>9,721.4</b> |             |            |             |

Source: Iraq Stock Exchange

\*Average data was calculated according to recent six months, by dividing the total daily trading volume (excluding two highest trading vol.) to total number of trading days (excluding the No. of days share were suspended due to GA or by ISC).

\*\* Last Financials: The date of the most recent financial statements.

P/E (Last): While calculating P/E (Last), we divided "Current Mcap" to "trailing net profit" when the recently announced financial statements are for the interim period. For the companies which trailing profit cannot be calculated due to lack of information, we divided "Current Mcap" to "annualized YTD profit," while calculating P/E (Last). We adjusted unaudited profit before tax values by deducting 15% income tax, while calculating annualized YTD profit.

P/BV (Last): Calculated by dividing "Current Mcap" to "BV in its Last Financials".

\*\*\*When the original shares resume trading, we start using the number of shares that the company will reach after the capital increase with the assumption that the capital increase was reflected to the price of the shares. We use the new capital in calculating Mcap.

Note: "Suspend/ISC" companies are not trading due to ISC Instructions.

"Suspend/GA" companies are not trading due to General Assembly Meetings.

"(NR)": These are the companies which are trading in the Non-Regular market (in compliance with Iraq Securities Commission law numbered 132/9 on 20/12/2012). These companies were moved to the secondary market (non-regular) because of the decrease in their trading volume and the number of days that these companies are being traded for. Please note, according to the Regulations of the Secondary Market, in each trading session, the average share price will be calculated for each share. The maximum increase and decrease of +/- 20% will be based on the average price in the previous session. The price should be valid during three effective trading sessions after the listing, and it will be free in the first trading session after capital increasing.

"We use the FX rate given by the bank that Rabee Securities makes its banking transactions while calculating the dollar values in our research reports instead of CBI market FX rate to be more conservative."

**For any inquiries, contact:**

**Research**

Aysegul Ozge Ozgur - SVP, Head of Research ([aozgur@rs.iq](mailto:aozgur@rs.iq))

Tugba Tan, Analyst ([ttan@rs.iq](mailto:ttan@rs.iq))

[research@rs.iq](mailto:research@rs.iq)

Tel: +90 212 219 2524

Mob: +90 539 456 4566

**Trading**

[traders@rs.iq](mailto:traders@rs.iq)

Tel: +964 727 002 0407

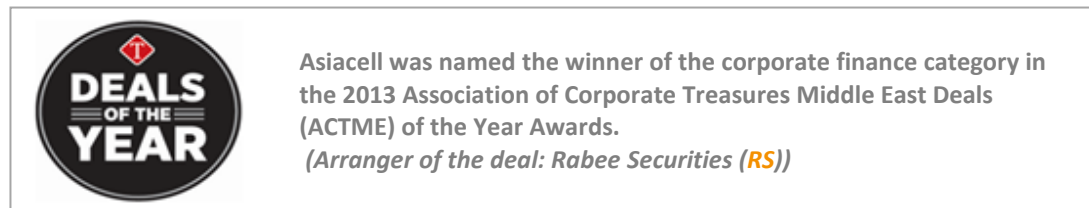
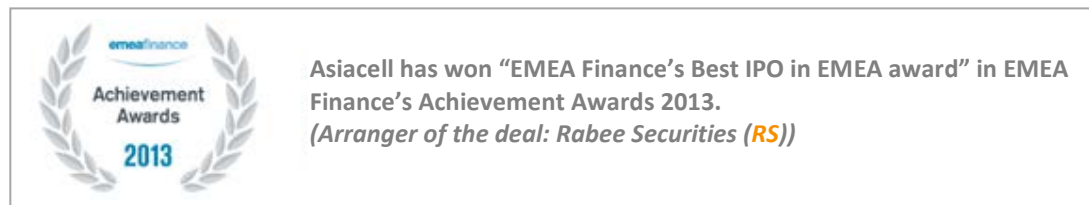
**Info**

[info@rs.iq](mailto:info@rs.iq)

Tel: +964 (790) 133 1492

**RS Bloomberg page: <RSIQ>**

**RS Website: RS.IQ**



RS is a proud supporter of the Iraq Pavilion in the Venice Biennale 2015.

**Baghdad HQ**

903/14/19  
Karada, Baghdad, Iraq  
Tel: +964 727 002 0407

**Erbil**

Italian Village offices  
Office No: 32, Erbil, Iraq  
Mob: +964 770 493 9999

**Suleymani**

Rand Gallery  
Office No: 9, Floor:3, Suleymani, Iraq  
Mob: +964 770 651 9944

**Istanbul Rep. Office**

Halaskargazi cad. No: 103/7A  
Osmanbey, Istanbul, Turkey  
Tel: +90 212 219 2524  
Mob: +90 539 456 4566

**DISCLAIMER**

This publication may not be reproduced, modified, or re-disseminated in whole or in part without the prior written permission of Rabee Securities. The information provided herein is of a general nature and for informational purposes only and is not intended to serve as an offer or solicitation with respect to the purchase or sale of any security, or as a recommendation to adopt any particular trading strategy. Such information is subject to change without prior notice. Although Rabee Securities obtains information from sources it considers reliable, Rabee Securities makes no representations or warranties, express or implied, as to the information's accuracy or completeness. Furthermore, such information may be incomplete or condensed. Rabee Securities, its affiliates, directors, employees, assigns, agents, and successors bear no liability for any errors or omissions in this publication or for any losses arising from the use of or reliance upon this information. This limitation on liability applies to direct, indirect, consequential, special, punitive, or other damages, as well as damages for loss of profits or business interruption. Investors shall bear all responsibility for investment decisions taken on the basis of the contents of this report. Rabee Securities strongly advises potential investors to seek financial guidance when determining whether an investment is appropriate to their needs. All estimates included in this report constitute Rabee Securities' opinion as of the date published on the report and are subject to change without notice.