

RS - Iraq Stock Exchange (ISX) Monthly Report

Rabee Securities (RS**)**

*Website: **RS.IQ***

*Bloomberg page: <**RS.IQ**>*

ISX - Performance

	End of Jul.'16	Chn (m/m)	Chn (ytd)
CBI Auction Price of Iraqi Dinar (IQD/\$)	1182	-	-
Market Exchange Rate (IQD/\$)	1280	0.4%	5.2%
RSISX Closing (IQD)	774	4.5%	-29.0%
Mcap of ISX (IQD bn)	10,638	1.2%	-17.9%
Mcap of ISX (\$ mn)	8,311	0.8%	-20.7%

	Jul.'16	Chn (m/m)	Chn (y/y)
Trading Vol (IQD bn)	40	23%	-42%
Trading Vol (\$ mn)	31	23%	-43%
Traded Shares (bn)	132	33%	199%
Number of Transactions ('000)	7	-36%	-31%
Foreigners' Share in Trading Vol. (%)	13.2%	-3.4ppt	2.7ppt

	7M16	Chn (y/y)
Trading Vol (IQD bn)	245	-19%
Trading Vol (\$ mn)	192	-19%
Traded Shares (bn)	615	83%
Number of Transactions ('000)	68	-10%
Foreigners' Share in Trading Vol. (%)	16.1%	-1.6ppt

	End of Jun.'16	End of Jul.'16
Number of ISX Companies*	96	96

No. of Companies Suspended from Trading due to		
General Assembly	2	4
ISC	14	22
Total Number of Suspended Comp.	16	26
Number of Tradable Companies	80	70

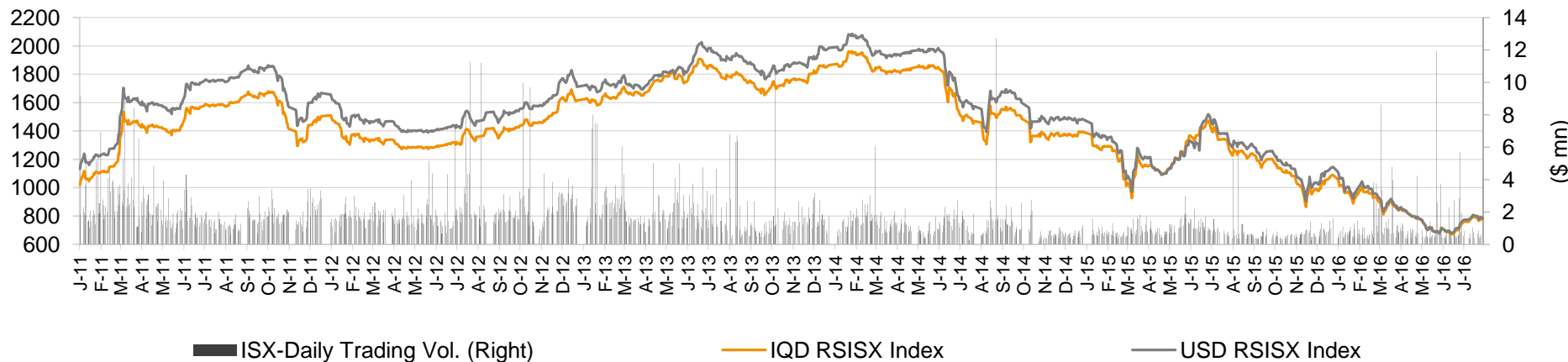
	Jun.'16 (m/m)	Jul.'16 (m/m)
Number of Companies (Price Up)	29	27
Number of Companies (Price Down)	20	21

Source: RS, ISX

*26 of the listed companies are trading in the Non-Regular Market.

RSISX Index

Rabee Securities (RS) Index - RSISX Index

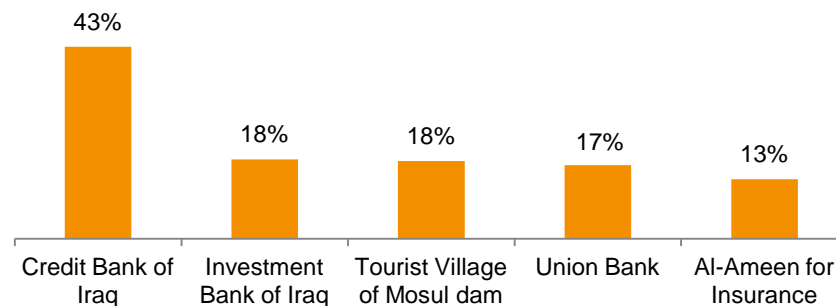


Source: RS, ISX

Top Five (July, 2016)

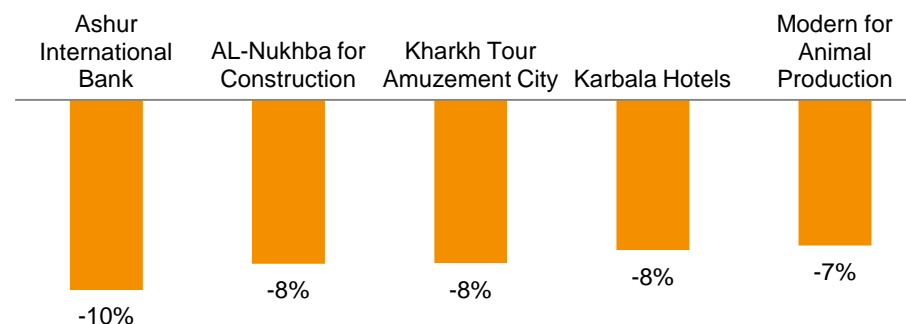
Best Performers

	ISX Code	Closing Price (IQD)*	% Chg. (m/m)
Credit Bank of Iraq	BROI	0.66	43.5%
Investment Bank of Iraq	BIBI	0.59	18.0%
Tourist Village of Mosul dam	HTVM	5.00	17.6%
Union Bank	BUOI	0.42	16.7%
Al-Ameen for Insurance	NAME	0.59	13.5%



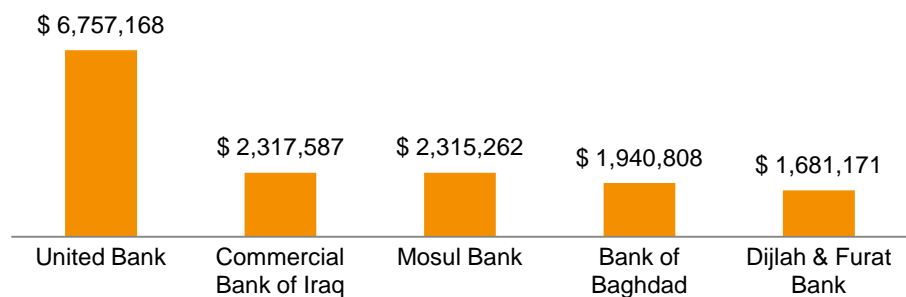
Worst Performers

	ISX Code	Closing Price (IQD)*	% Chg. (m/m)
Ashur International Bank	BASH	0.28	-9.7%
AL-Nukhba for Construction	SNUC	0.33	-8.3%
Kharkh Tour Amuzement City	SKTA	6.51	-8.3%
Karbala Hotels	HKAR	1.45	-7.6%
Modern for Animal Production	AMAP	0.50	-7.4%



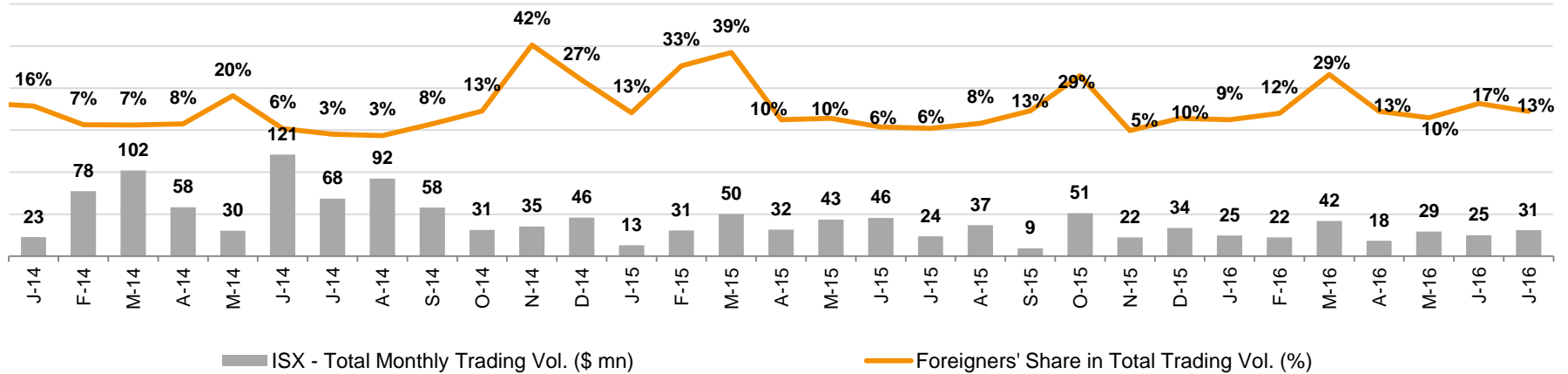
Top 5 Trading Volume

	ISX Code	Trading Vol. (\$)/m	Share in total T. Volume
United Bank	BUND	6,757,168	21.9%
Commercial Bank of Iraq	BCOI	2,317,587	7.5%
Mosul Bank	BMFI	2,315,262	7.5%
Bank of Baghdad	BBOB	1,940,808	6.3%
Dijlah & Furat Bank	BDFD	1,681,171	5.4%

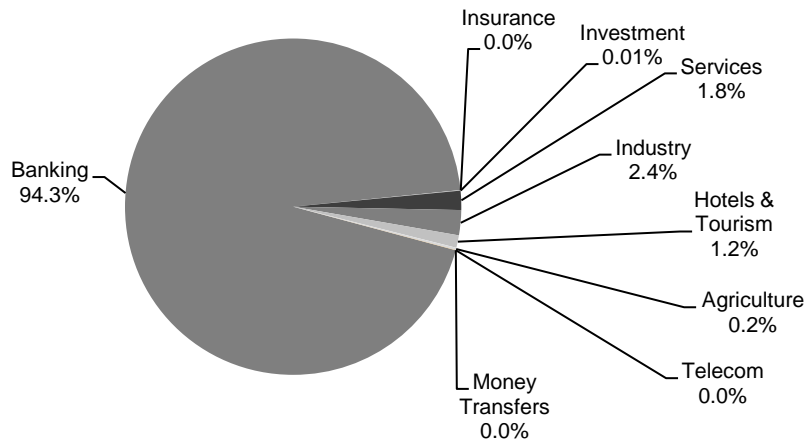


*As of 31/07/2016

ISX - Total Monthly Trading Volume (\$ mn) & Foreigners' Share in Total Trading Vol. (%)

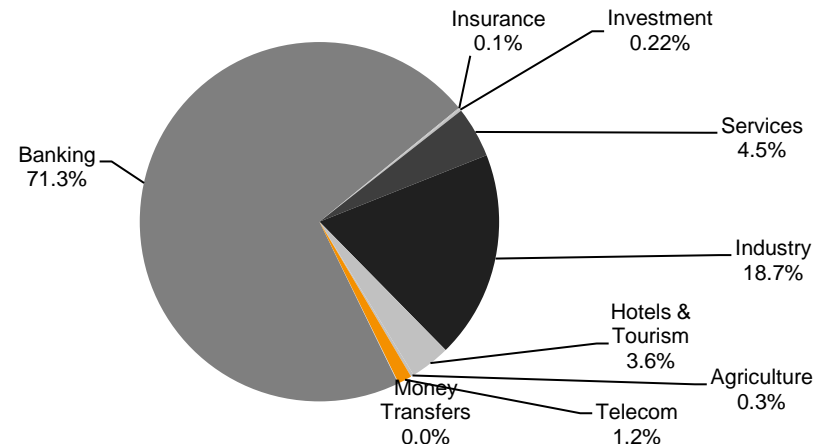


Breakdown of Total Trading Volume in July 2016 (\$30.9mn)



Source: RS, ISX

Breakdown of Total Trading Volume in the first 7 Months of 2016 (\$192.3mn)



Source: RS, ISX

Recent Corporate Actions

Company Name	ISX Code	Suspended from Trading	GA Date	Resumed Trading*	New Shares Resumed Trading	Rights issue (%)	Bonus issue (%)	Paid-in Capital BEFORE the increase (IQD bn)	Paid-in Capital AFTER the increase** (IQD bn)	Current Paid-in Capital (IQD bn)	Cash dividend (IQD per share)
Iraqi Agricultural Products	AIRP	12.07.2016	17.07.2016	-	25.07.2016	-	-	-	-	0.36	0.25
Modern Animal & Agr. Production	AMAP	10.12.2015	15.12.2015	24.12.2015	05.06.2016	-	10.0%	3.91	4.30	4.10	-
Ashur International Bank	BASH	13.07.2016	18.07.2016	25.07.2016	-	-	-	-	-	250.00	-
Bank of Baghdad	BBOB	11.05.2016	16.05.2016	24.05.2016	-	-	-	-	-	250.00	-
Dijlah & Furat Bank	BDFD	19.01.2016	24.01.2016	04.02.2016	31.03.2016	-	5.7%	106.00	112.00	112.00	-
Elaf Islamic Bank	BELF	-	12.05.2015	21.09.2015	01.02.2016	22.0%	2.5%	200.00	250.00	250.00	-
Investment Bank of Iraq	BIBI	29.06.2016	04.07.2016	13.07.2016	-	-	-	-	-	250.00	-
Iraqi Islamic Bank	BIIB	25.07.2016	28.07.2016	-	-	-	-	-	-	250.00	0.06
Iraqi Middle East Bank	BIME	19.07.2016	23.07.2016	-	31.07.2016	-	-	-	-	250.00	0.01
Kurdistan Int. Bank	BKUI	26.07.2016	30.07.2016	-	-	-	-	-	-	400.00	-
Mosul Bank	BMFI	07.02.2016	10.02.2016	25.02.2016	-	-	-	-	-	252.50	-
Al-Mansour Bank	BMNS	06.03.2016	09.03.2016	-	15.03.2016	-	-	-	-	250.00	0.06
National Bank of Iraq	BNOI	23.05.2016	26.05.2016	05.06.2016	-	-	-	-	-	250.00	-
Sumer Commercial Bank	BSUC	12.01.2016	17.01.2016	25.01.2016	-	-	-	-	-	250.00	-
Trans Iraq Bank for Investment (NR)	BTRI	15.03.2016	19.03.2016	-	31.03.2016	-	-	-	-	264.00	0.03
Ishtar Hotels	HISH	15.11.2015	18.11.2015	23.11.2015	31.01.2016	-	55.6%	2.25	3.50	3.50	-
National for Tourist Invest.	HNTI	11.07.2016	13.07.2016	-	19.07.2016	-	-	-	-	6.25	0.06
Baghdad Soft Drinks	IBSD	13.06.2016	16.06.2016	-	-	-	-	133.00	200.00	133.00	0.10
Iraqi for Carton Manufact. & Trading	IICM	25.02.2016	01.03.2016	16.03.2016	-	-	-	-	-	7.59	-
Iraqi Date Processing&Mark.***	IIDP	02.02.2016	07.02.2016	09.02.2016	-	60.0%	-	17.30	27.60	27.60	-
Modern Sewing	IMOS	25.07.2016	28.07.2016	-	-	-	-	-	-	1.00	0.25
Al-Iraqia for Money Transfer(NR)	MTIR	24.12.2015	04.01.2016	07.01.2016	24.01.2016	122.2%	-	45.00	100.00	100.00	-
Al-Rabita Al-Maliya Co.(NR)	MTRA	30.05.2016	02.06.2016	13.06.2015	-	-	-	-	-	45.00	-
Al-Ameen for Insurance	NAME	14.06.2016	19.06.2016	22.06.2016	-	-	-	-	-	5.00	-
Dar Al-Salam for Insurance	NDSA	01.05.2016	04.05.2016	10.05.2016	-	-	-	-	-	3.51	-
Iraqi Land Transport	SILT	26.01.2016	31.01.2016	17.02.2016	-	-	-	-	-	14.00	0.10
Mamoura Real-estate Inv.	SMRI	18.05.2016	23.05.2016	29.05.2016	-	-	-	-	-	19.20	-
AL-Nukhba for Construction	SNUC	10.05.2016	15.05.2016	22.05.2016	-	-	-	-	-	2.07	-
Al-Khatem Telecom	TZNI	16.05.2016	19.05.2016	-	26.05.2016	-	-	-	-	1829.78	0.12
AL-Wiaam for Financial Inv.	VWIF	25.04.2016	28.04.2016	05.05.2016	-	-	-	-	-	2.00	-

Source: RS, ISX

*If there is a capital increase, this date shows the date when original shares resumed trading.

**Paid-in Capital AFTER the increase shows the capital the company reached / will reach after the completion of the capital increase processes.

***When the original shares resume trading, we start using the number of shares that the company will reach after the capital increase with the assumption that the capital increase was reflected to the price of the shares.

Capital Increase and Cash Dividend Distribution Processes:

The first step in any capital increase or dividend distribution is announcing a General Assembly meeting. All companies have to announce that it will hold its General Assembly meeting 15 days prior to the meeting date. Shares are normally suspended from trading one week before any General Assembly meeting (Please note that the ex-date for capital increases and dividend distributions is referred to as "Trading-Suspension day"). Once a company's General Assembly meets, they vote on the capital increase percentage and how they will raise this amount (bonus/rights). General Assemblies also vote on the percentage of cash dividend distribution. When a company decides to increase its capital through a rights issue, they invite investors to subscribe for the newly offered shares. Subscription period is normally 30 days (the first 15 days is for the existing shareholders, the second 15 days for everyone else) that could be extended to 60 days if the offered shares are not fully subscribed. The Iraqi Company Registrar has to approve the capital increase (in both cases, bonus and rights issue). For cash dividend distribution, most companies decide to distribute cheques with the cash dividend amount and shareholders can go to a specified location to receive these cheques, usually banks. There is not strict timeline for this procedure; therefore, the process could take long time.

ISX Companies which are not trading due to General Assembly Meetings*

Company Name	ISX Code	Suspended from Trading	GA Date	Rights issue	Bonus issue	Cash dividend	Paid-in Capital BEFORE the increase	Paid-in Capital AFTER the increase
				(%)	(%)	(IQD per share)	(IQD bn)	(IQD bn)
Banking Sector								
Iraqi Islamic Bank	BIIB	25.07.2016	28.07.2016	-	-	0.06	250.00	250.00
Kurdistan International Bank	BKUI	26.07.2016	30.07.2016	-	-	-	400.00	400.00
Industry Sector								
Baghdad Soft Drinks	IBSD	13.06.2016	16.06.2016	-	-	0.10	133.00	177.33
Modern Sewing	IMOS	25.07.2016	28.07.2016	-	-	0.25	1.00	1.00

*As of 31/07/2016

Source: RS, ISX

ISX Companies which are not trading due to Iraqi Securities Commission's (ISC) Decision*

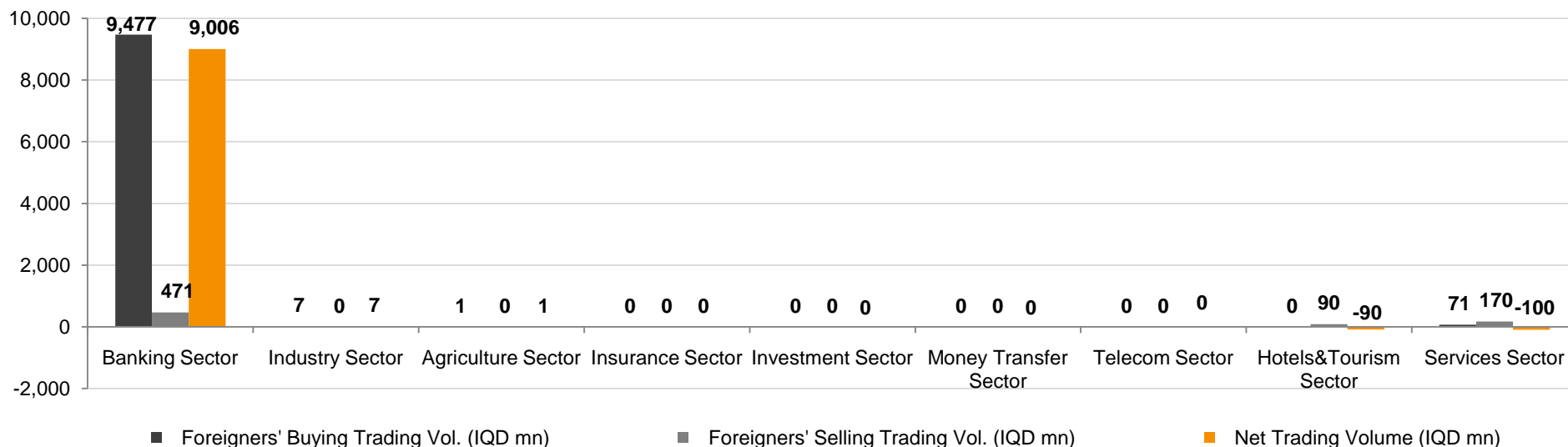
Company Name / Sector Name	ISX Code	Suspended from Trading
Banking Sector		
Economy Bank for Investment	BEFI	04.06.2014
Industry Sector		
Electronic Industries	IELI	06.08.2015
Fallujah for Construction Mat.	IFCM	06.07.2015
Nationality Househ. Furniture	IHFI	06.07.2015
Modern Chemical Industries	IMCI	13.07.2016
Modern Construction Mat.	IMCM	06.07.2015
Modern Paint Industries	IMPI	06.08.2015
The Light Industries	ITLI	13.07.2016
Hotel&Tourism Sector		
Ashour Hotel	HASH	13.07.2016
Services Sector		
Iraqi for General Transportation	SIGT	06.08.2015
Al-Mosul for Funfairs	SMOF	29.12.2014

*As of 31/07/2016

Source: RS, ISX

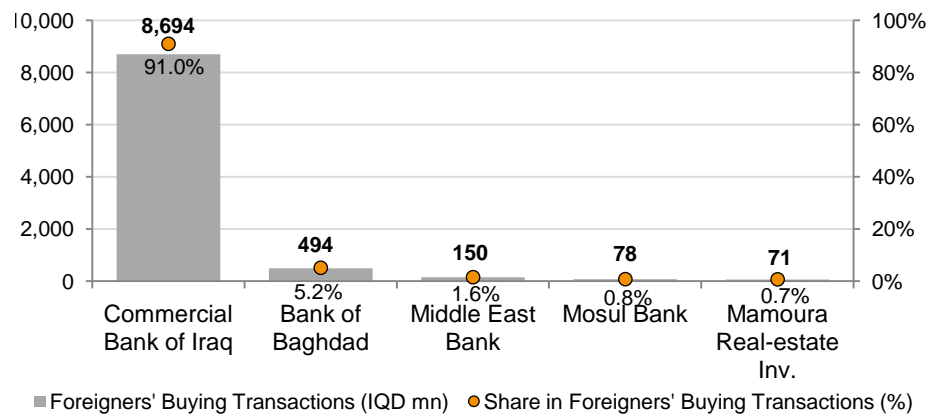
Company Name / Sector Name	ISX Code	Suspended from Trading
Telecom Sector		
Asiacell Telecoms	TASC	13.07.2016
Al-Khatem Telecoms	TZNI	13.07.2016
Agriculture Sector		
Iraqi for Seed Production	AISP	07.12.2015
Investment Sector		
Al-Khair for Financial Inv.	VKHF	13.07.2016
Money Transfer Sector		
Al Muhej Money Transfer	MTAM	05.10.2015
Al-Iraqia for Money Transfer	MTIR	07.06.2016
Al-Motaman Money Transfer	MTMT	05.05.2016
Al-Noor for Money Transfer	MTNN	13.07.2016
Sama Baghdad Finance Transfer	MTSB	22.02.2016
United Arab Money Transfer	MTUA	05.05.2016
Al-Waeel for Money Transfer	MTWA	13.07.2016

Foreigners' Transactions* (Ranked According to Net Trading Volumes) - July, 2016

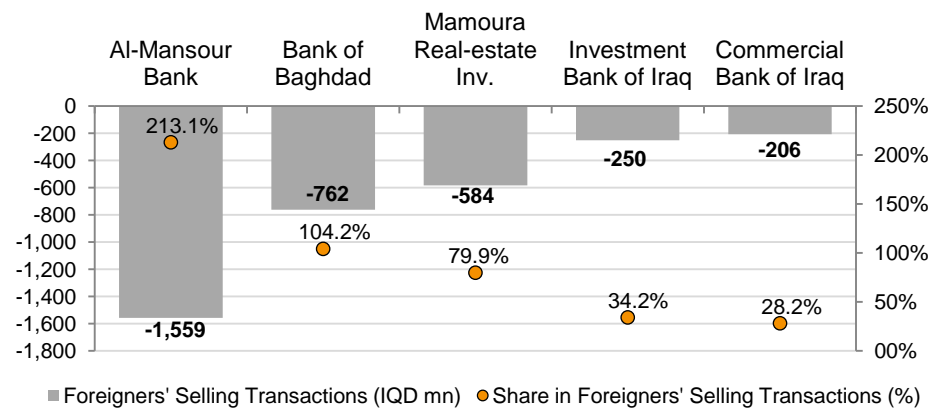


Source: RS, ISX
*Excluding Non-Regular Market

Top Five Companies according to Foreigners' Buying and Selling Transactions* (July, 2016)



*Excluding Non-Regular Market



*Excluding Non-Regular Market

Foreigners' Buying Transactions* (July, 2016)

Company Name	ISX Code	No. of Trans	No. of Traded Shares	Trading Volume (IQD)	Trading Volume (\$)
Banking Sector					
Babylon Bank	BBAY	1	800,000	168,000	131
Bank of Baghdad	BBOB	231	565,627,000	494,496,138	386,541
Commercial Bank of Iraq	BCOI	149	20,519,380,154	8,694,351,917	6,796,255
Dar es salam Investment Bank	BDSI	1	500,000	75,000	59
Gulf Commercial Bank	BGUC	16	80,140,000	31,855,200	24,901
Investment Bank of Iraq	BIBI	5	885,000	454,050	355
Iraqi Middle East Investment Bank	BIME	109	376,633,333	149,632,167	116,965
Kurdistan International Bank	BKUI	7	1,530,000	1,672,867	1,308
Mousil Bank	BMFI	39	409,921,895	77,892,160	60,887
Al-Mansour Bank	BMNS	4	10,179,000	9,511,100	7,435
North Bank	BNOR	2	810,370	113,452	89
Credit Bank of Iraq	BROI	22	33,985,575	16,510,473	12,906
United Bank	BUND	5	2,736,500	634,055	496
TOTAL		591	22,003,128,827	9,477,366,578	7,408,327
Insurance Sector					
Gulf Insurance and Reinsurance	NGIR	2	478,000	161,740	126
TOTAL		2	478,000	161,740	126
Services Sector					
Mamoura Realestate Investment	SMRI	40	30,000,000	70,708,244	55,272
TOTAL		40	30,000,000	70,708,244	55,272
Industry Sector					
Al -HiLal Industries	IHLI	3	1,055,000	312,500	244
Iraqi Cartoon Manufacturies	IICM	1	400,000	124,000	97
Iraqi Date Processing and Marketing	IIDP	2	3,500,000	6,130,000	4,792
AL-Kindi of Veterinary Vaccines Drugs	IKLV	1	300,000	165,000	129
Al-Mansour Pharmaceuticals Industries	IMAP	1	100,000	64,000	50
National Chemical &Plastic Industries	INCP	2	750,000	310,000	242
The Light Industries	ITLI	1	600,000	186,000	145
TOTAL		11	6,705,000	7,291,500	5,700
Hotel Sector					
National for Tourist Investment	HNTI	1	20,000	170,000	133
TOTAL		1	20,000	170,000	133
Agriculture Sector					
Iraqi Agricultural Products Marketing Meat	AIPM	2	200,000	520,000	406
TOTAL		2	200,000	520,000	406
Grand Total		647	22,040,531,827	9,556,218,062	7,469,964

Source: RS, ISX

*Excluding Non-Regular Market

Foreigners' Selling Transactions* (July, 2016)

Company Name	ISX Code	No. of Trans	No. of Traded Shares	Trading Volume (IQD)	Trading Volume (\$)
Banking Sector					
Bank of Baghdad	BBOB	96	420,000,000	358,745,500	280,426
Iraqi Middle East Investment Bank	BIME	29	75,120,000	31,648,000	24,739
North Bank	BNOR	18	72,000,000	10,080,000	7,879
Credit Bank Of Iraq	BROI	24	145,000,000	70,400,000	55,031
TOTAL		167	712,120,000	470,873,500	368,075
Services Sector					
Mamoura Realestate Investment	SMRI	116	73,625,000	170,212,492	133,053
AL-Nukhba for General Construction	SNUC	1	400,000	136,000	106
TOTAL		117	74,025,000	170,348,492	133,159
Hotel Sector					
Babylon Hotel	HBAY	41	3,822,000	90,275,228	70,567
TOTAL		41	3,822,000	90,275,228	70,567
Grand Total		325	789,967,000	731,497,220	571,801

Source: RS, ISX

*Excluding Non-Regular Market

Monthly Transactions (July, 2016)

	ISX Code	Paid-in Capital (IQD mn)	Closing* Price (IQD)	Market Cap* (\$ mn)	Monthly Chg(%)	Intra Month Closings High	Low	Trading Days	No of trans. (#)	No of traded shares (mn)	Monthly Turnover (IQD mn)	('000 \$)	Note		
Telecom Sector															
Asiacell Communications PJSC	TASC	310,000	242	4.40	1,364,000	1,066.2	-1%	4.40	4.36	2	11	1	5	4	Suspend/ISC
Al-Khatem Telecom	TZNI	1,829,783	1,430	2.70	4,940,413	3,861.9	-	2.70	2.70	-	-	-	-	-	Suspend/ISC
Total		2,139,783	1,673		6,304,413	4,928					11	1	5	4	
Banking Sector															
Ashur International Bank	BASH	250,000	195	0.31	77,500	60.6	-10%	0.32	0.27	5	40	40	11	9	-
Babylon Bank	BBAY	250,000	195	0.20	50,000	39.1	-	0.22	0.19	13	104	359	73	57	-
Bank of Baghdad	BBOB	250,000	195	0.79	197,500	154.4	10%	0.95	0.83	14	996	3,047	2,648	2,070	-
Commercial Bank of Iraq	BCOI	250,000	195	0.42	105,000	82.1	-2%	0.45	0.41	14	476	21,839	9,263	7,241	-
Dijlah & Furat Bank	BDFD	112,000	88	0.23	25,760	20.1	9%	0.25	0.25	2	2	10,563	2,641	2,064	-
Dar Es Salaam Inv. Bank***	BDSI	250,000	195	0.16	40,000	31.3	-6%	0.15	0.14	13	108	894	129	101	-
Economy Bank	BEFI	250,000	195	0.72	180,000	140.7	-	0.72	0.72	-	-	-	-	-	Suspend/ISC
Elaf Islamic Bank	BELF	250,000	195	0.26	65,000	50.8	4%	0.27	0.27	6	18	19	5	4	-
Gulf Commercial Bank	BGUC	300,000	235	0.39	117,000	91.5	3%	0.42	0.38	14	382	2,260	905	708	-
Investment Bank of Iraq	BIBI	250,000	195	0.50	125,000	97.7	18%	0.59	0.46	10	182	802	426	333	-
Iraqi Islamic Bank	BIIB	250,000	195	0.40	100,000	78.2	13%	0.45	0.40	2	9	12	5	4	Suspend/GA
Iraqi Middle East Bank	BIME	250,000	195	0.34	85,000	66.4	9%	0.43	0.36	8	548	1,928	776	606	-
Kurdistan Int. Bank	BKUI	400,000	313	1.09	436,000	340.8	1%	1.10	1.00	5	10	2	2	2	Suspend/GA
Mosul Bank	BMFI	252,500	197	0.19	47,975	37.5	-	0.20	0.19	13	342	36,602	7,307	5,712	-
Al-Mansour Bank	BMNS	250,000	195	0.96	240,000	187.6	-6%	0.95	0.85	14	128	383	347	272	-
National Islamic Bank	BNAI	251,000	196	1.00	251,000	196.2	11%	1.00	0.90	2	3	0	0	0	-
National Bank of Iraq	BNOI	250,000	195	0.31	77,500	60.6	-	0.31	0.31	-	-	-	-	-	-
North Bank	BNOR	300,000	235	0.13	39,000	30.5	-	0.14	0.13	13	84	354	49	38	-
Credit Bank of Iraq	BROI	250,000	195	0.46	115,000	89.9	43%	0.66	0.48	13	440	939	505	395	-
Sumer Commercial Bank	BSUC	250,000	195	0.90	225,000	175.9	-	0.90	0.90	12	61	1,580	1,422	1,111	-
Trans Iraq Bank for Investment (NR)	BTRI	264,000	206	0.67	176,801	138.2	-	0.67	0.67	-	-	-	-	-	-
United Bank	BUND	300,000	235	0.21	63,000	49.2	5%	0.25	0.21	14	175	48,934	10,775	8,423	-
Union Bank	BUOI	252,000	197	0.36	90,720	70.9	17%	0.42	0.36	2	3	1	0	0	-
Total		5,931,500	4,637		2,929,756	2,290.1					4,111	130,558	37,289	29,148	

Source: RS, ISX

Monthly Transactions (July, 2016)

	ISX Code	Paid-in Capital (IQD mn)	Closing* Price (IQD)	Market Cap* (IQD mn)	Monthly Chg(%)	Intra Month Closings High	Low	Trading Days	No of trans. (#)	No of traded shares (mn)	Monthly Turnover (IQD mn)	Note			
Industry Sector															
Baghdad for Packing Materials	IBPM	1,080	1	1,458	1.1	-	1.35	1.35	2	2	1	1	-		
Baghdad Soft Drinks	IBSD	133,000	104	262,010	204.8	-	1.97	1.97	-	-	-	-	Suspend/GA		
Electronic Industries	IELI	18,000	14	18,180	14.2	-	1.01	1.01	-	-	-	-	Suspend/ISC		
Fallujah for Construction Mat.	IFCM	3,120	2	4,711	3.7	-	1.51	1.51	-	-	-	-	Suspend/ISC		
Nationality Househ. Furniture(NR)	IHFI	1,260	1	1,134	0.9	-	0.90	0.90	-	-	-	-	Suspend/ISC		
Al-Hilal Industries	IHLI	12,375	10	3,465	2.7	7%	0.31	0.29	14	78	167	50	39	-	
Iraqi for Carton Manufact. & Trading	IICM	7,590	6	2,353	1.8	-3%	0.31	0.30	5	6	1	0	0	-	
Iraqi Date Processing&Mark. ***	IIDP	27,600	22	48,300	37.8	3%	1.80	1.70	10	72	76	131	102	-	
Iraqi Engineering Works	IIEW	1,500	1	900	0.7	-	0.60	0.60	-	-	-	-	-	-	
Iraqi For Tufted Carpets	IITC	500	0	2,200	1.7	7%	4.70	4.40	5	28	6	27	21	-	
Al -Khazer for Construction M.	IKHC	1,100	1	1,430	1.1	-	1.30	1.30	-	-	-	-	-	-	
AL- Kindi of Veterinary Vac.	IKLV	5,940	5	3,208	2.5	-2%	0.55	0.50	14	229	411	214	167	-	
Al-Mansour Pharma. Ind.	IMAP	6,469	5	4,011	3.1	-	0.65	0.61	13	158	170	107	84	-	
Modern Chemical Industries(NR)	IMCI	180	0	70.00	12,600	9.8	-	70.00	70.00	-	-	-	-	Suspend/ISC	
Modern Construction Mat.(NR)	IMCM	5,371	4	0.47	2,524	2.0	-	0.47	0.47	-	-	-	-	Suspend/ISC	
Metallic Ind. and Bicycles	IMIB	7,500	6	0.55	4,125	3.2	-	0.55	0.55	1	1	1	1	0	-
Modern Sewing	IMOS	1,000	1	3.40	3,400	2.7	-6%	3.14	2.96	7	69	6	20	16	Suspend/GA
Modern Paint Industries	IMPI	9,214	7	1.25	11,517	9.0	-	1.25	1.25	-	-	-	-	Suspend/ISC	
National Chemical Industries	INCP	15,188	12	0.41	6,227	4.9	2%	0.43	0.41	14	68	72	30	23	-
Ready Made Clothes	IRMC	1,593	1	7.26	11,567	9.0	-1%	7.26	7.20	1	8	0	1	1	-
The Light Industries	ITLI	16,800	13	0.30	5,040	3.9	3%	0.31	0.31	2	16	23	7	6	Suspend/ISC
Total		276,380	216	410,360	320.8					735	934	588	459		
Hotels&Tourism Sector															
Ashour Hotel(NR)	HASH	376	0	4.49	1,690	1.3	12%	5.50	4.49	8	77	79	365	285	Suspend/ISC
Baghdad Hotel	HBAG	3,844	3	9.10	34,980	27.3	-	9.10	9.00	11	87	9	83	65	-
Baby Ion Hotel	HBAY	2,000	2	23.40	46,800	36.6	0%	24.25	23.05	11	79	5	117	91	-
Ishtar Hotels	HISH	3,500	3	11.30	39,550	30.9	-2%	11.40	11.10	8	50	6	70	55	-
Karbala Hotels	HKAR	5,000	4	1.57	7,850	6.1	-8%	1.57	1.45	7	18	5	7	6	-
Mansour Hotel	HMAN	2,923	2	13.69	40,016	31.3	2%	14.00	13.50	3	13	1	14	11	-
National for Tourist Invest.	HNTI	6,253	5	8.74	54,653	42.7	-2%	9.00	8.27	9	43	4	31	24	-
Palestine Hotel	HPAL	4,470	3	12.75	56,993	44.6	-2%	13.00	12.35	13	82	9	113	88	-
Al-Sadeer Hotel	HSAD	1,239	1	18.00	22,302	17.4	11%	20.00	17.00	8	50	2	31	24	-
Mosul Dam Tourist Village(NR)	HTVM	240	0	4.25	1,020	0.8	18%	6.05	4.00	11	87	8	44	34	-
Total		29,846	23	305,853	239.1					586	128	873	682		

Source: RS, ISX

Monthly Transactions (July, 2016)

	ISX Code	Paid-in Capital (IQD mn)	Closing* (\$ mn)	Price (IQD)	Market Cap* (IQD mn)	(\$ mn)	Monthly Chg(%)	Intra Month Closings		Trading Days	No of trans. (#)	No of traded shares (mn)	Monthly Turnover (IQD mn)		Note
								High	Low				('000 \$)		
Services Sector															
Al-Ameen Estate Inv.(NR)	SAEI	6,960	5	0.45	3,132	2.4	-	0.45	0.45	-	-	-	-	-	-
AL-Badia for General Trans	SBAG	2,200	2	0.59	1,298	1.0	2%	0.60	0.59	1	1	0	0	0	-
Baghdad Passengers Transport	SBPT	1,000	1	12.80	12,800	10.0	11%	14.15	12.33	12	143	5	68	53	-
Iraqi for General Transp.***	SIGT	3,900	3	1.64	6,396	5.0	-	1.64	1.64	-	-	-	-	-	Suspend/ISC
Iraqi Land Transport	SILT	14,000	11	0.63	8,820	6.9	6%	0.69	0.63	5	56	31	20	16	-
Kharkh Tour Amuzement City	SKTA	1,000	1	7.10	7,100	5.5	-8%	7.00	6.51	14	337	40	266	208	-
Al-Mosul for Funfairs	SMOF	400	0	14.52	5,808	4.5	-	14.52	14.52	-	-	-	-	-	Suspend/ISC
Mamoura Real-estate Inv.	SMRI	19,200	15	2.43	46,656	36.5	-5%	2.46	2.20	14	420	161	376	294	-
AL-Nukhba for Construction	SNUC	2,066	2	0.36	744	0.6	-8%	0.36	0.33	4	4	1	0	0	-
Total		50,726	40		92,754	72.5					961	238	731	571	
Agriculture Sector															
Al-Ahlyia for Agricultural Prod.	AAHP	575	0	1.40	805	0.6	-	1.40	1.40	5	8	4	5	4	-
Iraqi Agr. Prod. Mark. Meat	AIPM	5,000	4	2.36	11,800	9.2	12%	2.65	2.36	12	62	19	49	38	-
Iraqi Agricultural Products	AIRP	360	0	7.65	2,754	2.2	-1%	7.65	7.35	5	9	0	0	0	-
Iraqi for Seed Production	AISP	7,500	6	5.72	42,900	33.5	-	5.72	5.72	-	-	-	-	-	Suspend/ISC
Modern Animal & Agr. Production	AMAP	4,101	3	0.54	2,215	1.7	-7%	0.54	0.50	3	8	4	2	2	-
Middle East for Prod.- Fish	AMEF	300	0	7.30	2,190	1.7	-3%	7.30	7.10	2	3	0	0	0	-
Total		17,836	14		62,664	49.0					90	28	56	44	
Insurance Sector															
AHliya For Insurance	NAHF	2,500	2	0.33	825	0.6	-	0.33	0.33	-	-	-	-	-	-
Al-Ameen for Insurance	NAME	5,000	4	0.52	2,600	2.0	13%	0.59	0.50	7	39	31	17	13	-
Dar Al-Salam for Insurance	NDSA	3,509	3	0.94	3,298	2.6	-5%	0.94	0.89	1	1	0	0	0	-
Gulf Insurance&Reinsurance***	NGIR	5,000	4	0.34	1,700	1.3	-3%	0.35	0.33	5	9	9	3	2	-
Al-Hamraa for Insurance (NR)	NHAM	5,000	4	0.64	3,200	2.5	-	0.64	0.64	-	-	-	-	-	-
Total		21,009	16		11,623	9.1					49	40	20	16	

Source: RS, ISX

Monthly Transactions (July, 2016)

ISX Code	Paid-in Capital (IQD mn)	(\$ mn)	Closing* Price (IQD)	Market Cap* (IQD mn)	(\$ mn)	Monthly Chg(%)	Intra Month Closings High	Low	Trading Days	No of trans. (#)	No of traded shares (mn)	Monthly Turnover (IQD mn)	('000 \$)	Note
Investment Sector														
Al-Ameen Financial Inv. (NR)	VAMF	1,000	1	1.40	1,400	1.1	-	1.40	1.40	-	-	-	-	-
AL- Batek Investment(NR)	VBAT	1,000	1	0.72	720	0.6	-	0.72	0.72	3	3	0	0	-
Al-Khair for Financial Inv. (NR)	VKHF	7,000	5	0.20	1,400	1.1	-	0.20	0.20	-	-	-	-	Suspend/ISC
Bain Al-Nahrain Financial Inv.(NR)	VMES	1,000	1	1.00	1,000	0.8	-	1.00	1.00	-	-	-	-	-
AL-Wiaam for Financial Inv.	VWIF	2,000	2	0.89	1,780	1.4	-	0.89	0.89	-	-	-	-	-
Al-Zawraa for Financial Inv.	VZAF	1,150	1	0.42	483	0.4	-	0.42	0.42	-	-	-	-	-
Total		13,150	10		6,783	5.3				3	0	0	0	
Money Transfer Sector														
Al-Harir for Money Transfer(NR)	MTAH	45,000	35	-	-	-	-	0.00	0.00	-	-	-	-	-
Al-Taif Money Transfer(NR)	MTAI	38,000	30	2.55	96,900	75.7	-	2.55	2.55	-	-	-	-	-
Al Muhej Money Transfer(NR)	MTAM	15,000	12	-	-	-	-	0.00	0.00	-	-	-	-	Suspend/ISC
Al-Iraqia for Money Transfer(NR)	MTIR	100,000	78	1.00	100,000	78.2	-	1.00	1.00	-	-	-	-	Suspend/ISC
Al-Manafaa Co. for Money Trans.(NR)	MTMA	45,000	35	-	-	-	-	0.00	0.00	-	-	-	-	-
Mouta for Remittance(NR)	MTMO	45,000	35	-	-	-	-	0.00	0.00	-	-	-	-	-
Al-Motaman for Money Transfer(NR)	MTMT	100,000	78	1.00	100,000	78.2	-	1.00	1.00	-	-	-	-	Suspend/ISC
Al Nibal Al Arabya for Money Tra. (NR)	MTNI	45,000	35	-	-	-	-	1.00	1.00	-	-	-	-	-
Alnoor for Money Transfer (NR)	MTNN	45,000	35	-	-	-	-	0.00	0.00	-	-	-	-	Suspend/ISC
Nobles for Money Transfer(NR)	MTNO	30,000	23	-	-	-	-	0.00	0.00	-	-	-	-	-
Al-Rabita Al-Maliya Co.(NR)	MTRA	45,000	35	-	-	-	-	0.00	0.00	-	-	-	-	-
Sama Baghdad Finance Transfer(NR)	MTSB	45,000	35	-	-	-	-	0.00	0.00	-	-	-	-	Suspend/ISC
United Arab Money Transfer(NR)	MTUA	45,000	35	1.00	45,000	35.2	-	1.00	1.00	-	-	-	-	Suspend/ISC
Al-Waeel for Money Transfer(NR)	MTWA	45,000	35	-	-	-	-	0.00	0.00	-	-	-	-	Suspend/ISC
Total		688,000	538		296,900	232				0	0	0	0	
Grand Total		9,168,229	7,167		10,421,107	8,146				6,546	131,927	39,562	30,925	

Source: RS, ISX

*As of 31/07/2016

***When the original shares resume trading, we start using the number of shares that the company will reach after the capital increase with the assumption that the capital increase was reflected to the price of the shares. We use the new capital in calculating Mcap.

Note: "(NR)": These are the companies which are trading in the Non-Regular market (in compliance with Iraq Securities Commission law numbered 132/9 on 20/12/2012). These companies were moved to the secondary market (non-regular) because of the decrease in their trading volume and the number of days that these companies are being traded for. Please note, according to the Regulations of the Secondary Market, in each trading session, the average share price will be calculated for each share. The maximum increase and decrease of +/- 20% will be based on the average price in the previous session. The price should be valid during three effective trading sessions after the listing, and it will be free in the first trading session after capital increasing.

For any inquiries, contact:

Research

Aysegul Ozge Ozgur (SVP, Head of Research)

aozgur@rs.iq

Tugba Tan (Analyst)

ttan@rs.iq

Ahmed Abdul - Ameer (Associate)

aameer@rs.iq

research@rs.iq

Tel: +90 212 219 2524

Trading

traders@rs.iq

Tel: +964 727 002 0407

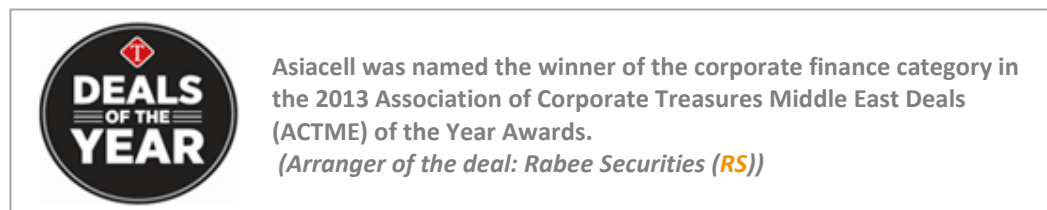
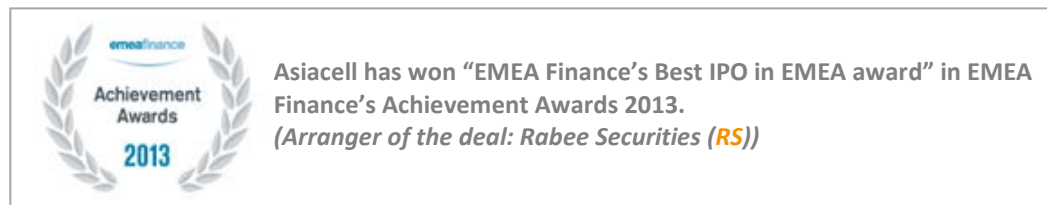
Info

info@rs.iq

Tel: +964 (790) 133 1492

RS Bloomberg page: <RSIQ>

RS Website: RS.IQ



**TMT FINANCE MIDDLE EAST & NORTH AFRICA
2013 CONFERENCE & AWARDS WINNERS**

**EQUITY CAPITAL MARKETS DEAL OF THE YEAR -
ASIACELL IPO ADVISED BY RABEE SECURITIES**



RS is a proud supporter of the Iraq Pavilion in the Venice Biennale 2015.

Baghdad, HQ

903/14/19

Karada

Baghdad, Iraq

Tel: +964 (727) 002 0407

Erbil

Italian Village Offices

Office No: 32

Erbil, Iraq

Tel: +964 (770) 473 9999

Suleymani

Rand Gallery

Office No: 9, Floor:3

Suleymani, Iraq

Tel: +964 (770) 651 9944

Istanbul Rep. Office

Halaskargazi cad. No:103/7A

Osmanbey, Istanbul, Turkey

Tel: +90 (212) 219 2524

Mob: +90 539 456 4566

DISCLAIMER

This publication may not be reproduced, modified, or re-disseminated in whole or in part without the prior written permission of Rabee Securities. The information provided herein is of a general nature and for informational purposes only and is not intended to serve as an offer or solicitation with respect to the purchase or sale of any security, or as a recommendation to adopt any particular trading strategy. Such information is subject to change without prior notice. Although Rabee Securities obtains information from sources it considers reliable, Rabee Securities makes no representations or warranties, express or implied, as to the information's accuracy or completeness. Furthermore, such information may be incomplete or condensed. Rabee Securities, its affiliates, directors, employees, assigns, agents, and successors bear no liability for any errors or omissions in this publication or for any losses arising from the use of or reliance upon this information. This limitation on liability applies to direct, indirect, consequential, special, punitive, or other damages, as well as damages for loss of profits or business interruption. Investors shall bear all responsibility for investment decisions taken on the basis of the contents of this report. Rabee Securities strongly advises potential investors to seek financial guidance when determining whether an investment is appropriate to their needs. All estimates included in this report constitute Rabee Securities' opinion as of the date published on the report and are subject to change without notice.