

For any inquiries, contact:

Research
Aysegul Ozge Ozgur
SVP, Head of Research (aozgur@rs.iq)

Tugba Tan
Analyst (ttan@rs.iq)

Ahmed Abdul - Ameer
Associate (aameer@rs.iq)

research@rs.iq

Trading
traders@rs.iq
Address: 903/14/19
Karada, Baghdad-Iraq
Tel: +964 (0) 727 002 0407
info@rs.iq

RS Website: RS.IQ
RS Bloomberg page: <RSIQ>

Closing prices for the shares traded on the ISX are now available on Bloomberg.

DISCLAIMER

This publication may not be reproduced, modified, or re-disseminated in whole or in part without the prior written permission of Rabee Securities. The information provided herein is of a general nature and for informational purposes only and is not intended to serve as an offer or solicitation with respect to the purchase or sale of any security, or as a recommendation to adopt any particular trading strategy. Such information is subject to change without prior notice. Although Rabee Securities obtains information from sources it considers reliable, Rabee Securities makes no representations or warranties, express or implied, as to the information's accuracy or completeness. Furthermore, such information may be incomplete or condensed. Rabee Securities, its affiliates, directors, employees, assigns, agents, and successors bear no liability for any errors or omissions in this publication or for any losses arising from the use of or reliance upon this information. This limitation on liability applies to direct, indirect, consequential, special, punitive, or other damages, as well as damages for loss of profits or business interruption. Investors shall bear all responsibility for investment decisions taken on the basis of the contents of this report. Rabee Securities strongly advises potential investors to seek financial guidance when determining whether an investment is appropriate to their needs. All estimates included in this report constitute Rabee Securities' opinion as of the date published on the report and are subject to change without notice.

Weekly Bulletin

Table (1.0): Weekly Value Traded

IQD881,477,000

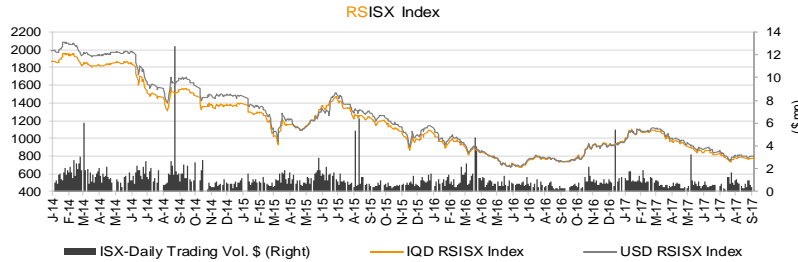


Table (1.1): ISX - Total Monthly Trading Vol. (\$ mn) & Foreigners' Share in Total T. Vol. (%)

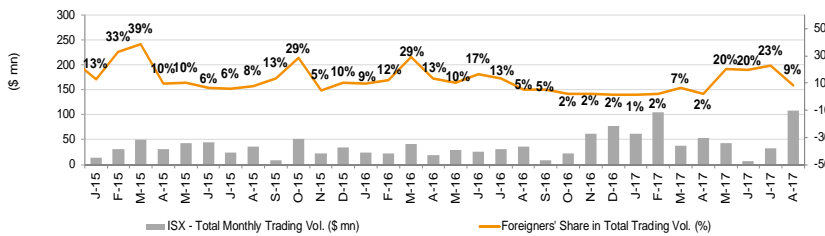


Table (1.2): Best Performers - Weekly

Code	Price (IQD)	Price Chg/w
NGIR	0.520	8.3%
BNOI	0.530	3.9%
IHLI	0.280	3.7%
HBAY	32.100	3.5%
HISH	11.750	3.5%

Table (1.3): Worst Performers - Weekly

Code	Price (IQD)	Price Chg/w
BIIB	0.510	-8.9%
AIRP	6.800	-6.8%
BCOI	0.400	-2.4%
SKTA	4.160	-2.1%
IMIB	0.650	-1.5%

Table (1.4): RSISX Index Vs. Neighbour Market S.E.

Index	Index Close	Chg. /w	Chg. /YTD
RSISX IND-IQD	783	0.3%	-18.4%
EGYPT	13,375	-0.3%	8.3%
KUWAIT	6,897	0.1%	20.0%
SAUDI	7,361	1.4%	2.1%
MUSCAT	5,047	-0.1%	-12.7%
QATAR	8,675	-1.4%	-16.9%
DUBAI	3,644	0.2%	3.2%
ABUDHABI	4,454	-0.3%	-2.0%
BAHRAIN	1,316	1.0%	7.8%
TURKEY	108,452	-1.4%	38.8%
IRAN	83,675	0.5%	5.0%

Table (1.5): Top 5 Traded Vol. - weekly

Code	Price IQD	Trad.Vol. /w IQD\$bn	\$mn
BBOB	0.580	0.2	0.2
SMRI	2.000	0.1	0.1
BSUC	0.900	0.1	0.1
SKTA	4.160	0.1	0.1
BKUI	1.400	0.1	0.1

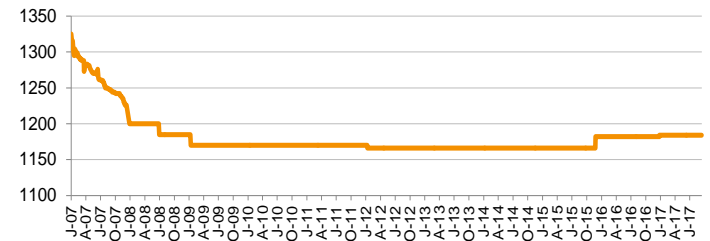
In the last session of the week (Thursday), 25 companies were able to trade and 26 companies were unable to do so mainly due to their General Assembly Meeting or ISX / ISC Instructions.

CBI auction price of Iraqi Dinar remained stable at 1184 to the dollar, while exchange rate of Iraqi Dinar realized at 1265 as end of the week. Volumes for the week reached IQD0.9bn (\$0.7mn), and the numbers of shares traded reached 1.2bn.

Foreigners executed total 61 transactions this week. They executed 32 buying transactions amounted at IQD75mn (\$59K) and 29 selling transaction amounted at IQD99mn (\$78K). Thus, net sales of foreigners realized at IQD24.0mn (\$19.0K) while their share in total trading volume was 9.9%.

Table (1.6): Iraqi Dinar Value (CBI Auction Price)

1USD= (1184)



News from Iraq

Politics

- The major road connecting the city of Duhok in the Kurdistan Region to Mosul will reopen for normal traffic soon, said a member of Duhok Provincial Council. The route will reopen after it was closed down for nearly three years, due to the ISIS's occupation of Mosul in 2014. In a statement to Kurdistan Democratic Party (KDP)'s official page, Hoshiyar Fariq said in the coming few days the citizens can take the route as they used before. (Iraq Daily Journal)
- Russia will be prepared to push ahead with efforts to enhance Iraq's potential in the struggle against terrorism, the Russian Foreign Ministry said after a meeting between the special presidential envoy for the Middle East and Africa affairs, Deputy Foreign Minister Mikhail Bogdanov and the chief of Iraq's anti-terrorist service Talib al-Kenani in Moscow on Wednesday. (TASS)

Economics

- Iraq exported 100mn barrels of oil during the month of August for more than \$4.5bn, the petroleum ministry said in a statement on Saturday. Ministry spokesperson Assem Jihad said an initial statistic released by the state-run marketing company, SOMO, revealed that exports exceeded 99.7mn barrels, with returns amounting to more than \$4.6mn. (Iraqi News)
- Iraq has approved a 10-year plan to rebuild its war-damaged areas that will be launched in 2018, a news network in the Arab OPEC country said on Sunday. The plan involves spending large funds despite persistent cash shortages in the war-battered nation due to weak oil prices and high war costs, Rudaw network said, quoting Member of Parliament Harith Al-Harithy, who is also member of Iraq's Parliamentary Committee of Economy and Investment. (Zawya)
- Oil Minister Jabar Ali al-Luabi held a meeting with Edson Dos Santos, a director of Angolan oil company Sonangol, saying that he required the company to restart work in the Qayara and Najmah oil fields. Sonangol pulled out of these fields in 2014 due to security problems. (Iraq Business News)
- Iraq has signed for receiving a Japanese loan worth \$270mn, Iraqi websites quoted the Japanese embassy in Iraq saying in a statement. The loan is designed to improve Iraq's financial situation and to help the country proceed with reforms, the statement by the embassy said, noting that it comes as a second tranche of a \$500mn Japanese financial assistance commitment. (Iraqi News)
- British government has contributed an additional GBP4mn (\$5.2mn) towards the United Nations Mine Action Service (UNMAS) programme in Iraq, allowing critical explosive hazard management activities to continue in areas newly liberated from ISIS. (Iraq Trade Link)
- Iraqi Airways plans to re-commence regular flights between Baghdad and Moscow later in September, following a break of 13 years. (Iraq Business News)

ISX, ISC & CBI Announcements

- Dar Al-Salam for Insurance (NDSA) will hold AGM* on Sept. 19, 2017 to discuss and approve 2016 annual financial results and decide to increase the capital from IQD3.5bn to IQD5.0bn through 42.5% rights issue. ISX will suspend trading of NDSA starting Sep. 14, 2017.
- Iraqi Agricultural Products Marketing Meat (AIPM) will hold AGM* on Sept. 12, 2017 to discuss and approve 2016 annual financial results. ISX suspended trading of AIPM starting on Sept. 7, 2017.
- Mamoura Real estate Investment (SMRI) requested Middle East Bank for investment (BIME) and Bilad Islamic Bank (BLAD) on Sept. 7, 2017 to pay back the unused amount (remaining amount) of cash belong to the investors related with the rights issue of SMRI considering that 15 days passed the subscription closing date (Aug. 21, 2017).

Table (1.7): Dividend Distributions by ISX Listed Companies (2015-2016-2017)

Company Name	ISX Code	Ex-dividend date	Ex-dividend date closing share price (IQD per share)	Dividend (IQD per share)	Dividend Yield (%)
Al-Ahliya for Agricultural Production	AAHP	19-Oct-16	1.47	0.034	2.3%
Iraqi Agricultural Products	AIRP	15-Aug-17	7.40	0.100	1.4%
		11-Jul-16	7.70	0.250	3.2%
		11-Jun-15	9.72	0.500	5.1%
Iraqi for Seed Production	AISP	9-Aug-17	7.13	0.400	5.6%
		25-Sep-16	6.05	0.750	12.4%
		29-Mar-15	8.30	0.600	7.2%
Middle East for Prod.- Fish	AMEF	25-Aug-16	7.10	0.200	2.8%
		8-Jul-15	7.36	0.250	3.4%
Ashur Bank	BASH	5-Jul-15	0.60	0.039	6.5%
Bank of Baghdad	BBOB	6-Jul-17	0.66	0.070	10.6%
		21-Jun-15	1.58	0.080	5.1%
Commercial Bank	BCOI	2-Aug-17	0.44	0.026	5.9%
		2-Dec-15	0.45	0.033	7.3%
Gulf Commercial Bank	BGUC	22-Aug-16	0.39	0.010	2.6%
		25-Jun-15	0.95	0.110	11.6%
Investment Bank	BIBI	18-Jun-17	0.54	0.060	11.1%
		27-Aug-15	0.81	0.080	9.9%
Islamic Bank	BIIB	24-Jul-16	0.45	0.060	13.3%
		3-Jul-14	1.07	0.090	8.4%
Iraqi Middle East Bank	BIME	18-Jul-16	0.41	0.010	2.3%
Al-Mansour Bank	BMNS	2-Apr-17	0.98	0.050	5.1%
		3-Mar-16	0.87	0.060	6.9%
		15-Mar-15	0.86	0.050	5.8%
National Islami Bank	BNAI	30-Jul-17	1.05	0.085	8.1%
		7-Aug-16	1.15	0.100	8.7%
		22-Jun-15	1.20	0.100	8.3%
National Bank	BNOI	15-Jun-17	0.56	0.020	3.6%
		5-Jul-15	0.81	0.020	2.5%
Trans Iraq Bank for Investment	BTRI	21-May-17	0.70	0.034	4.9%
		14-Mar-16	0.70	0.030	4.3%
United Bank	BUND	29-Nov-15	0.42	0.020	4.8%
Baghdad Hotel	HBAG	22-Jun-17	7.80	0.250	3.2%
		10-Sep-15	7.65	0.100	1.3%
Ishtar Hotel	HISH	22-Dec-16	13.3	0.200	1.5%
National for Tourist Invest.	HNTI	4-Jul-17	6.79	0.110	1.6%
		4-Jul-16	8.51	0.060	0.7%
Palastine Hotel	HPAL	13-Mar-17	14.65	0.200	1.4%
		13-Dec-15	9.45	0.400	4.2%
Baghdad Soft Drinks	IBSD	16-Jul-17	2.28	0.100	4.4%
		12-Jun-16	1.97	0.100	5.1%
Iraqi For Tufted Carpets	IITC	8-Aug-17	7.75	0.500	6.5%
		20-Oct-16	5.1	0.350	6.9%
		2-Jun-15	4.05	0.250	6.2%
Al-Mansour Pharma. Ind.	IMAP	26-Sep-16	0.62	0.047	7.6%
		28-May-15	0.73	0.040	5.5%
Modern Chemical Industries(NR)	IMCI	28-Aug-16	70.00	0.600	0.9%
		23-Apr-15	95.00	0.500	0.5%
Modern Sewing	IMOS	24-Jul-16	3.21	0.250	7.8%
Al-Noor for Money Transfer	MTNN	29-Aug-16	-	0.550	-
Al-Nobles for Money Transfer	MTNO	30-Aug-16	-	0.600	-
Al-Hamraa Insurance	NHAM	11-Oct-16	0.64	0.216	33.8%
Baghdad Passengers Transport	SBPT	26-Oct-16	13.40	0.800	6.0%
		2-Nov-15	16.80	0.400	2.4%
Asiacell Communications PJSC	TASC	8-Jan-17	6.80	0.250	3.7%
Al-Khatem Telecom	TZNI	15-May-16	3.05	0.118	3.9%

Note: According to Iraqi securities rules, the ex-date is the last trading session before the Annual General Assembly Meeting (AGM). Shareholders who own the shares before or at the market close on the ex-date have the right to receive dividend and/or bonus shares and participate in the rights issue at the book value. We calculate dividend yields by dividing dividend per share to the closing price before the AGM.

Source: Iraq Stock Exchange (ISX), Iraqi Securities Commission (ISC), Rabee Securities (RS)

Table (1.8): Iraq Stock Exchange (ISX) Dividend Yields

Iraq Stock Exchange (ISX) - Dividend Yields					
	2013	2014	2015	2016	12 month trailing*
Average Dividend Yield (%) of All ISX Stocks	0.7%	1.2%	1.0%	1.4%	1.6%
Average Dividend Yield (%) of Non-Zero Dividend Yields of ISX Stocks	5.8%	6.4%	5.5%	6.9%	6.1%
Average Dividend Yield (%) of All Top-20 ISX Stocks (by Mcap)	1.0%	3.8%	2.5%	2.2%	3.6%
Average Dividend Yield (%) of Non-Zero Dividend Yields of Top-20 ISX stocks	6.7%	7.6%	7.1%	6.4%	6.6%

*As of Today

Note: While calculating the dividend yields for the ISX for different periods, we grouped the ISX listed companies based on the date when the shares resumed trading following the dividend distribution decision taken in the AGM.

Source: Iraq Stock Exchange (ISX), Iraqi Securities Commission (ISC), Rabee Securities (RS)

Table (1.9): Financial Statement Announcements (this week)

Sector / Company Name	ISX Code	Profit (Loss) Before Tax (IQD '000)			Profit (Loss) Before Tax (\$)		
		FY15	FY16	Y/Y Change (%)	FY15	FY16	Y/Y Change (%)
Banking Sector							
Economy Bank	BEFI*	6,091,974	609,156	-90%	4,854,622	472,919	-90%
Average IQD/US\$**					1,255	1,288	3%

Source: Iraq Stock Exchange (ISX), Iraqi Securities Commission (ISC), Rabee Securities (RS)

* According to audited financial results prepared according to Iraqi accounting rules.

** We calculate average IQD/US\$ by calculating the average market price of IQD.

Note: Follow Rabee Securities (RS) on Twitter, join Facebook and LinkedIn groups.



Table (2.0): Performance of Traded Shares

	Code	Paid-in Capital		Closing Price (IQD)	Market Cap		Weekly Chg (%)	YTD Chg (%)	Wk. Turnover (IQD/000)	Last Fin.*	P/E				P/BV				Profit Before Tax (IQD mn)					BV (IQD mn)					Note	
		(IQD mn)	(\$ mn)		(IQD mn)	(\$ mn)					FY13	FY14	FY15	Last*	FY13	FY14	FY15	Last*	FY12	FY13	FY14	FY15	Last*	FY12	FY13	FY14	FY15	Last*		
Telecom Sector																														
Asiacell Communications PJSC	TASC	310,000	245.1	5.19	1,608,900	1,271.9	-	-14.9%	0	6M17	8.6	10.2	41.5	109.7	2.6	1.9	1.2	0.9	662,170	580,505	344,709	53,522	10,634	1,896,231	1,936,712	1,876,403	1,929,873	1,892,516	-	
Al-Khatem Telecom	TZNI	1,829,783	1,446.5	3.25	5,946,794	4,701.0	-	-0.3%	0	6M17	-	-	40.1	-	-	-	2.5	2.8	-	-	299,659	142,003	12,294	-	2,102,044	2,401,703	2,271,919	2,087,115	-	
Total		2,139,783	1,692		7,555,694	5,972.9			0										662,170	580,505	644,368	195,525	22,928	1,896,231	4,038,756	4,278,106	4,201,792	3,979,631		
Banking Sector																														
Al-Arabiya Islamic Bank	BAAI	250,000	197.6	1.00	250,000	197.6	-	-	0	6M17	-	-	-	-	-	-	-	-	-	-	-	-	-	-	-	-	-	-	-	-
Ashur International Bank	BASH	250,000	197.6	0.28	70,000	55.3	-	-17.6%	0	6M17	9.9	24.1	10.0	-	0.7	0.9	0.4	0.3	19,796	19,186	13,367	14,425	-398	170,524	230,926	269,274	270,190	264,073	Suspend/ISC	
Babylon Bank	BBAY	250,000	197.6	0.28	70,000	55.3	-	-15.2%	0	6M17	29.5	14.4	20.3	11.1	0.7	0.4	0.3	0.3	5,877	4,901	5,744	5,328	1,481	111,969	160,932	190,145	244,724	259,346	-	
Bank of Baghdad	BBOB	250,000	197.6	0.58	145,000	114.6	1.8%	-31.0%	215,927	6M17	16.1	13.9	51.2	6.9	1.8	1.3	1.1	0.5	29,638	38,797	32,847	13,261	13,066	207,253	291,262	292,419	268,488	279,579	-	
Cihan Bank for Islamic & Finance	BCIH	255,000	201.6	2.75	701,250	554.3	-	-	0	6M17	3.7	7.4	3.8	-	0.4	0.5	0.3	2.2	39,989	44,139	26,331	31,597	5,985	200,008	325,878	343,780	360,892	325,922	-	
Commercial Bank of Iraq	BCOI	250,000	197.6	0.40	100,000	79.1	-2.4%	-11.9%	11,246	6M17	15.5	17.9	14.1	-	0.7	0.6	0.4	0.3	14,310	10,689	10,462	8,109	-	143,200	196,579	284,385	274,201	287,208	-	
Dijlah & Furat Bank	BDFD	112,000	88.5	0.25	28,000	22.1	-	-10.7%	0	FY16	16.8	167.6	0.6	-	0.8	1.4	0.2	0.2	8,390	6,440	1,138	54,944	-455	115,418	120,638	118,239	166,612	131,772	Suspend/ISC	
Dar Es Salaam Inv. Bank***	BDSI	250,000	197.6	0.13	32,500	25.7	-	-	0	6M17	10.2	11.8	9.5	3.3	1.0	0.8	0.4	0.2	19,158	19,543	13,655	8,511	6,422	127,088	168,881	180,480	187,608	190,255	Suspend/ISC	
Economy Bank	BEFI	207,154	163.8	0.43	89,076	70.4	-	-38.7%	0	3M17	33.0	-	38.7	-	1.1	0.9	0.9	0.4	32,188	7,385	-3,249	6,092	316	138,692	177,106	204,967	207,829	206,511	Suspend/GA	
Etaf Islamic Bank	BELF	250,000	197.6	0.26	65,000	51.4	-	-10.3%	10	6M17	15.1	25.6	-	12.4	0.7	0.8	0.4	0.3	12,663	9,317	6,739	418	2,433	133,382	173,248	178,974	254,622	257,360	-	
Gulf Commercial Bank	BGUC	300,000	237.2	0.34	102,000	80.6	-	-24.4%	45,594	6M17	6.1	7.5	15.5	97.9	0.9	0.8	0.5	0.3	36,343	56,027	42,753	13,913	5,123	149,088	303,984	345,974	321,626	330,378	-	
Investment Bank of Iraq	BIBI	250,000	197.6	0.47	117,500	92.9	2.2%	-13.0%	20,243	6M17	9.0	8.7	9.7	16.5	1.3	0.9	0.6	0.4	3,417	31,540	34,842	20,865	2,686	118,558	186,357	283,749	281,262	292,075	-	
International Development Bank(NR)	BIDB	250,000	197.6	-	-	-	-	-	0	FY16	-	-	-	-	-	-	-	-	2,182	28,566	33,977	20,184	19,535	101,995	187,138	282,018	272,733	275,707	-	
Iraqi Islamic Bank	BIB	250,000	197.6	0.51	127,500	100.8	-8.9%	-15.0%	3,065	6M17	9.4	35.8	15.8	15.5	1.1	0.9	0.5	0.5	26,720	33,385	8,547	9,610	5,699	175,494	231,727	263,857	273,434	266,841	-	
Iraqi Middle East Bank	BIME	250,000	197.6	0.37	92,500	73.1	-	-14.0%	0	6M17	11.5	41.6	23.5	7.1	1.2	0.5	0.5	0.3	28,588	24,468	4,291	6,621	7,853	187,746	202,780	307,074	276,968	291,412	Suspend/ISC	
Iraq Noor Islamic Bank (NR)	BINI	250,000	197.6	1.00	250,000	197.6	-	-	0	6M17	-	-	-	-	-	-	-	-	-	-	-	-	2,507	-	-	-	-	45,774	-	
International Islamic Bank*** (NR)	BINT	100,000	79.1	1.00	100,000	79.1	-	-	0	6M17	-	-	-	-	-	-	-	-	-	-	-	-	-	-	-	-	-	45,922	Suspend/ISC	
Kurdistan International Bank	BKUI	400,000	316.2	1.40	560,000	442.7	-	11.1%	72,450	6M17	18.4	20.1	13.7	10.5	1.6	1.6	1.1	0.9	40,056	42,783	44,388	49,854	26,412	390,065	426,431	464,161	506,537	589,995	-	
Al-Bilad Islamic Bank	BLAD	250,000	197.6	0.52	130,000	102.8	-	-	104	6M17	-	-	-	-	-	-	-	-	-	-	-	-	285	-	-	-	-	259,454	-	
Mosul Bank	BMFI	252,500	199.6	0.28	70,700	55.9	-	-50.0%	64,456	6M17	5.7	101.2	-	14.1	0.8	0.7	0.2	0.3	19,130	45,517	2,171	-332	3,360	222,430	261,119	262,940	262,608	270,020	-	
Al-Mansour Bank	BMNS	250,000	197.6	0.78	195,000	154.2	-	-17.0%	25,673	6M17	17.2	12.4	11.0	17.1	1.6	0.7	0.8	0.7	13,892	30,001	20,596	24,203	6,883	250,420	280,106	281,792	288,723	281,807	-	
National Islamic Bank	BNAI	251,000	198.4	0.97	242,215	191.5	-	-4.9%	0	6M17	0.97	-	8.7	-	-	-	-	0.9	32,116	39,635	37,172	35,386	15,464	177,201	285,821	285,461	288,665	305,552	-	
National Bank of Iraq	BNOI	250,000	197.6	0.53	132,500	104.7	3.9%	35.9%	5,220	6M17	14.8	32.4	59.9	7.4	1.2	0.9	0.5	0.5	18,196	16,610	8,956	4,166	3,006	154,664	168,480	283,429	260,396	289,281	-	
North Bank	BNOR	300,000	237.2	0.20	60,000	47.4	-	66.7%	0	6M17	13.8	16.9	-	-	1.7	0.9	0.2	0.2	68,813	49,118	23,747	-5,532	-5,334	275,375	315,484	334,504	329,116	300,427	Suspend/ISC	
Credit Bank of Iraq	BROI	250,000	197.6	0.67	167,500	132.4	1.5%	-10.7%	335	6M17	52.2	19.5	12.7	35.3	3.1	0.9	0.5	0.5	25,280	13,746	16,016	13,914	3,818	175,547	197,079	290,171	301,810	312,097	-	
Sumer Commercial Bank	BSUC	250,000	197.6	0.90	225,000	177.9	-	-	89,686	6M17	2.9	9.1	10.5	-	1.3	1.0	0.9	0.8	44,238	87,413	27,726	23,166	4,414	158,735	196,483	259,853	263,349	272,187	-	
Trans Iraq Bank for Investment (NR)	BTRI	264,000	208.7	0.70	184,800	146.1	-	5.1%	1,410	6M17	-	-	22.1	20.1	-	-	-	0.7	452	2,050	6,256	11,141	5,469	56,500	56,500	200,000	284,000	272,294	-	
United Bank	BUND	300,000	237.2	0.21	63,000	49.8	-	-32.3%	0	6M17	11.7	9.8	5.6	35.4	1.0	0.7	0.3	0.2	55,818	37,059	26,334	22,831	3,706	130,265	338,833	316,915	321,717	326,479	-	
Union Bank	BUOI	252,000	199.2	0.29	73,080	57.8	-	-27.5%	0	6M17	7.9	16.4	-	-	1.6	0.9	0.7	0.3	22,008	52,943	18,636	274	2,455	120,405	215,426	271,691	260,875	262,502	Suspend/GA	
World Islamic Bank for Inv. & Fin.(NR)	BWOR	250,000	197.6	-	-	-	-	-	0	6M17	-	-	-	-	68.9	47.9	2.9	-	-	-	-	-	1,314	-	4,935	4,894	60,020	251,464	-	
Zain Al-Iraq Islamic Bank (NR)	BZII	250,000	197.6	1.00	250,000	197.6	-	-	0	6M17	-	-	-	-	-	-	-	-	-	-	-	-	764	-	-	-	-	100,127	-	
Total		7,743,654	6,121		4,694,121	3,711			555,506										619,258	751,258	463,441	392,949	142,300	4,371,122	5,704,132	6,781,147	7,068,446	7,843,821		
Industry Sector																														
Baghdad for Packing Materials	IBPM	1,080	0.9	1.25	1,350	1.1	-	-32.1%	0	6M17	73.1	-	-	50.0	2.6	1.7	2.1	1.4	6	40	-	-84	20	550	1,130	1,087	1,003	973	-	
Baghdad Soft Drinks	IBSD	177,333	140.2	2.59	459,293	363.1	-	7.9%	26,006	6M17	18.5	15.2	14.6	12.8	2.3	1.6	1.8	1.5	19,518	24,043	22,011	26,747	18,160	167,198	175,717	189,327	216,680	300,419	-	
Electronic Industries	IELI	18,000	14.2	0.45	8,100	6.4	-	-54.5%	0	6M17	-	-	-	-	1.0	1.3	1.1	0.6	-1,209	-6,497	-5,002	-3,784	-902	31,692	25,249	22,706	16,502	12,921	Suspend/ISC	
Fallujah for Construction Mat.																														

Table (2.2): Performance of Traded Shares

Code	Paid-in Capital		Closing	Market Cap		Weekly Chg		YTD Chg	Wk. Turnover	Last	P/E				P/BV				Profit Before Tax (IQD mn)				BV (IQD mn)				Note			
	(IQD mn)	(\$ mn)	Price (IQD)	(IQD mn)	(\$ mn)	(%)	(%)	(%)	(IQD/000)	Fin.*	FY13	FY14	FY15	Last*	FY13	FY14	FY15	Last*	FY12	FY13	FY14	FY15	Last*	FY12	FY13	FY14		FY15	Last*	
Agriculture Sector																														
Al-Ahliya for Agricultural Prod.	AAHP	575	0.5	1.23	707	0.6	-	0.8%	0	3M17	-	28.8	12.3	15.0	3.2	2.9	2.4	2.4	9	-10	22	53	5	206	196	218	271	300	-	
Iraqi Agr. Prod. Mark. Meat	AIPM	5,000	4.0	3.00	15,000	11.9	-	-18.5%	3,150	6M17	89.7	-	95.6	85.8	4.9	5.3	3.2	2.1	434	454	174	243	42	6,518	7,124	6,729	7,206	7,301	Suspend/GA	
Iraqi Agricultural Products	AIRP	360	0.3	6.80	2,448	1.9	-6.8%	-4.9%	831	6M17	25.6	15.8	9.1	5.1	3.9	1.6	1.0	1.0	198	220	305	312	372	1,145	1,239	2,608	2,786	2,573	-	
Iraqi for Seed Production	AISP	10,500	8.3	4.75	49,875	39.4	-0.4%	15.9%	15,990	FY16	3.7	3.7	6.5	8.1	2.3	-	2.3	2.0	2,305	9,318	9,318	6,568	6,173	8,862	15,209	-	18,725	24,909	-	
Modern Animal & Agr. Production	AMAP	4,101	3.2	0.33	1,353	1.1	-	-34.0%	0	6M17	21.1	31.9	23.0	-	0.7	0.6	0.5	0.3	292	145	81	101	-73	2,409	4,372	4,455	4,577	4,407	-	
Middle East for Prod.- Fish	AMEF	300	0.2	8.05	2,415	1.9	-	5.9%	0	FY16	35.7	15.1	13.6	18.1	2.5	1.5	1.3	1.4	182	126	182	154	158	1,452	1,487	1,576	1,576	1,706	-	
Total		20,836	16.5		71,799	56.8			19,971										3,421	10,253	10,082	7,431	6,677	20,592	29,628	15,585	35,142	41,196		
Insurance Sector																														
Al-Hliya For Insurance	NAHF	2,500	2.0	0.38	950	0.8	-	-9.5%	0	6M17	7.0	-	-	-	0.7	0.8	0.5	0.3	227	357	-207	-174	-70	2,815	3,144	2,933	2,774	2,729	-	
Al-Ameen for Insurance	NAME	3,819	3.0	0.48	1,833	1.4	-	-20.9%	1,209	6M17	6.1	10.0	11.8	21.3	1.1	1.1	1.0	0.4	268	776	501	326	78	2,677	3,541	3,902	3,953	4,143	-	
Dar Al-Salam for Insurance	NDSA	3,509	2.8	0.97	3,404	2.7	-	19.8%	0	6M17	20.5	16.7	15.9	-	1.5	1.2	0.7	0.7	280	363	391	222	-107	3,838	4,199	4,499	4,953	4,576	-	
Gulf Insurance&Reinsurance**	NGIR	2,000	1.6	0.52	1,040	0.8	8.3%	8.3%	2,910	6M17	41.1	-	30.7	18.9	0.6	2.0	0.9	0.6	71	31	-235	59	-129	2,161	2,194	2,242	1,908	1,835	-	
Al-Hamraa for Insurance (NR)	NHAM	5,000	4.0	0.42	2,100	1.7	-	-	0	6M17	3.3	15.1	4.3	3.4	0.6	0.9	0.5	0.3	1,202	1,228	409	737	724	4,311	5,425	5,748	6,476	7,664	-	
Total		16,828	13.3		9,327	7.4			4,119										2,048	2,755	858	1,171	496	15,802	18,504	19,324	20,064	20,947		
Investment Sector																														
Al-Ameen Financial Inv.*** (NR)	VAMF	1,500	1.2	1.43	2,145	1.7	-	-0.2%	0	6M17	-	-	-	-	2.3	2.5	2.4	0.2	-71	-10	-135	-140	-183	669	662	800	662	9,858	-	
AL- Batek Investment(NR)	VBAT	1,000	0.8	0.72	720	0.6	-	-	0	6M17	51.9	-	-	-	0.6	0.6	0.6	0.6	41	20	-31	-45	-20	1,505	1,430	1,417	1,371	1,270	-	
Al-Khair for Financial Inv. (NR)	VKHF	7,000	5.5	0.22	1,540	1.2	-	10.0%	0	9M16	-	-	-	-	0.4	0.4	0.4	0.2	-348	-341	-128	-96	-62	7,077	6,736	6,608	6,512	6,512	Suspend/ISC	
Bain Al-Nahrain Financial Inv.(NR)	VMES	1,000	0.8	1.00	1,000	0.8	-	-	0	6M17	189.6	-	46.1	-	0.9	1.0	1.0	1.2	367	6	-55	22	-66	1,236	1,125	1,033	1,048	859	-	
AL-Wiaam for Financial Inv.	VWIF	2,000	1.6	0.89	1,780	1.4	-	-	0	6M17	31.1	-	35.4	-	1.4	1.3	1.0	1.0	42	113	-355	-45	-46	2,268	2,184	1,829	1,785	1,737	-	
Al-Zawraa for Financial Inv.	VZAF	1,150	0.9	0.40	460	0.4	-	-	0	6M17	40.7	49.6	-	-	0.9	0.6	0.5	0.4	8	33	19	-71	-22	-	1,303	1,313	1,233	1,184	-	
Total		13,650	10.8		7,645	6.0			0										39	-177	-685	-376	-399	12,755	13,441	13,000	12,611	21,421		
Money Transfer Sector																														
Al-Hair for Money Transfer*** (NR)	MTAH	100,000	79.1	-	-	-	-	-	0	6M17	-	-	-	-	-	-	-	-	-	49	114	203	205	-	15,228	15,374	45,523	46,157	-	
Al-Taif Money Transfer(NR)	MTAI	38,000	30.0	3.00	114,000	90.1	-	17.6%	0	6M17	-	-	-	-	-	-	2.6	2.6	-	186	533	584	-2,097	-	25,500	38,930	45,947	44,080	-	
Al Muhej Money Transfer(NR)	MTAM	15,000	11.9	-	-	-	-	-	0	FY16	-	-	-	-	-	-	-	-	-	189	46	108	243	-	15,230	15,272	45,380	45,405	Suspend/ISC	
Al-Manafaa Co. for Money Trans.(NR)	MTMA	45,000	35.6	-	-	-	-	-	0	6M17	-	-	-	-	-	-	-	-	-	3	-35	-47	140	-	15,018	14,983	44,936	45,078	-	
Mouta for Remittance(NR)	MTMO	45,000	35.6	-	-	-	-	-	0	6M17	-	-	-	-	-	-	-	-	-	45	-58	21	164	-	15,207	15,149	45,169	45,409	-	
Al-Maraj Al-Alamiya for Money T. (NR)	MTMR	100,000	79.1	1.00	100,000	79.1	-	-	0	FY16	-	-	-	-	-	-	-	-	-	-	-	42	9	46	-	-	-	99,884	99,923	-
Al-Nibal Al Arabiya for Money Transfer (NR)	MTNI	45,000	35.6	1.00	45,000	35.6	-	-	0	6M17	-	-	-	-	-	-	1.0	1.0	-	86	69	79	-90	-	15,311	25,379	45,436	45,380	-	
Alnoor for Money Transfer (NR)	MTNN	45,000	35.6	1.00	45,000	35.6	-	-	0	6M17	-	-	-	71.1	-	-	-	1.0	-	-7	62	311	566	-	10,212	20,287	45,598	46,194	-	
Nobles for Money Transfer(NR)	MTNO	30,000	23.7	-	-	-	-	-	0	6M17	-	-	-	-	-	-	-	-	-	343	148	247	171	-	10,477	20,602	45,839	45,769	-	
Al-Rabita Almalia for Money Tr. (NR)	MTRA	100,000	79.1	0.50	50,000	39.5	-	-9.1%	0	6M17	-	-	-	71.6	-	-	-	1.1	-	19	8	21	625	-	15,111	15,117	45,138	46,025	-	
Total		563,000	445		354,000	280			0										0	913	845	1,535	-27	0	137,293	181,093	508,850	509,419		
Grand Total		10,892,265	8,610		13,661,580	10,800			881,477										1,298,804	1,354,109	1,124,919	613,466	187,859	6,634,804	10,274,374	11,628,909	12,204,868	12,867,865		

Source: Iraq Stock Exchange

*Last Financials: The date of the most recent financial statements.

P/E (Last): While calculating P/E (Last), we divided "Current Mcap" to "trailing net profit" when the recently announced financial statements are for the interim period. For the companies which trailing profit cannot be calculated due to lack of information, we divided "Current MCap" to "annualized YTD profit," while calculating P/E (Last). We adjusted unaudited profit before tax values by deducting 15% income tax, while calculating annualized YTD profit.

P/BV (Last): Calculated by dividing "Current Mcap" to "BV in its Last Financials".

**When the original shares resume trading, we start using the number of shares that the company will reach after the capital increase with the assumption that the capital increase was reflected to the price of the shares. We use the new capital in calculating Mcap, too.

Note: "Suspend/ISC" companies are not trading due to ISC Instructions.

"Suspend/GA" companies are not trading due to General Assembly Meetings

"(NR)": These are the companies which are trading in the Non-Regular market (in compliance with Iraq Securities Commission law numbered 132/9 on 20/12/2012). These companies were moved to the secondary market (non-regular) because of the decrease in their trading volume and the number of days that these companies are being traded for. Please note, according to the Regulations of the Secondary Market, in each trading session, the average share price will be calculated for each share. The maximum increase and decrease of +/- 20% will be based on the average price in the previous session. The price should be valid during three effective trading sessions after the listing, and it will be free in the first trading session after capital increasing.

For any inquiries, contact:

Research

Aysegul Ozge Ozgur (SVP, Head of Research)

aozgur@rs.iq

Tugba Tan (Analyst)

ttan@rs.iq

Ahmed Abdul - Ameer (Associate)

aameer@rs.iq

research@rs.iq

Tel: +90 212 219 2524

Trading

traders@rs.iq

Tel: +964 727 002 0407

Info

info@rs.iq

Tel: +964 (790) 133 1492

RS Bloomberg page: <RSIQ>

RS Website: RS.IQ



Asiacell has won "EMEA Finance's Best IPO in EMEA award" in EMEA Finance's Achievement Awards 2013.

(Arranger of the deal: Rabee Securities (RS))



Asiacell was named the winner of the corporate finance category in the 2013 Association of Corporate Treasures Middle East Deals (ACTME) of the Year Awards.

(Arranger of the deal: Rabee Securities (RS))



**TMT FINANCE MIDDLE EAST & NORTH AFRICA
2013 CONFERENCE & AWARDS WINNERS**

**EQUITY CAPITAL MARKETS DEAL OF THE YEAR -
ASIACELL IPO ADVISED BY RABEE SECURITIES**



**RS is a proud supporter of the Iraq Pavilion in the Venice Biennale .
2011 - 2013 - 2015 - 2017**

Baghdad HQ

903/14/19
Karada, Baghdad, Iraq
Tel: +964 727 002 0407

Erbil

Italian Village offices
Office Number: 32, Erbil, Iraq
Tel: +964 770 493 9999

Suleymani

Rand Gallery
Office No: 9, Floor:3 , Suleymani, Iraq
Tel: +964 770 651 9944

Istanbul Rep. Office

Halaskargazi cad. 103
No: 7A Osmanbey, Istanbul, Turkey
Tel: +90 212 219 2524
Mob: +90 539 456 4566

DISCLAIMER

This publication may not be reproduced, modified, or re-disseminated in whole or in part without the prior written permission of Rabee Securities. The information provided herein is of a general nature and for informational purposes only and is not intended to serve as an offer or solicitation with respect to the purchase or sale of any security, or as a recommendation to adopt any particular trading strategy. Such information is subject to change without prior notice. Although Rabee Securities obtains information from sources it considers reliable, Rabee Securities makes no representations or warranties, express or implied, as to the information's accuracy or completeness. Furthermore, such information may be incomplete or condensed. Rabee Securities, its affiliates, directors, employees, assigns, agents, and successors bear no liability for any errors or omissions in this publication or for any losses arising from the use of or reliance upon this information. This limitation on liability applies to direct, indirect, consequential, special, punitive, or other damages, as well as damages for loss of profits or business interruption. Investors shall bear all responsibility for investment decisions taken on the basis of the contents of this report. Rabee Securities strongly advises potential investors to seek financial guidance when determining whether an investment is appropriate to their needs. All estimates included in this report constitute Rabee Securities' opinion as of the date published on the report and are subject to change without notice.