

For any inquiries, contact:

Research

Aysegul Ozge Ozgur

SVP, Head of Research (aozgur@rs.iq)

Tugba Tan

Analyst (ttan@rs.iq)

Ahmed Abdul - Ameer

Associate (aameer@rs.iq)

research@rs.iq

Trading

traders@rs.iq

Address: 903/14/19

Karada, Baghdad-Iraq

Tel: +964 (0) 727 002 0407

info@rs.iq

RS Website: RS.IQ

RS Bloomberg page: <RSIQ>

Closing prices for the shares traded on the ISX are now available on Bloomberg.

DISCLAIMER

This publication may not be reproduced, modified, or re-disseminated in whole or in part without the prior written permission of Rabee Securities. The information provided herein is of a general nature and for informational purposes only and is not intended to serve as an offer or solicitation with respect to the purchase or sale of any security, or as a recommendation to adopt any particular trading strategy. Such information is subject to change without prior notice. Although Rabee Securities obtains information from sources it considers reliable, Rabee Securities makes no representations or warranties, express or implied, as to the information's accuracy or completeness. Furthermore, such information may be incomplete or condensed. Rabee Securities, its affiliates, directors, employees, assigns, agents, and successors bear no liability for any errors or omissions in this publication or for any losses arising from the use of or reliance upon this information. This limitation on liability applies to direct, indirect, consequential, special, punitive, or other damages, as well as damages for loss of profits or business interruption. Investors shall bear all responsibility for investment decisions taken on the basis of the contents of this report. Rabee Securities strongly advises potential investors to seek financial guidance when determining whether an investment is appropriate to their needs. All estimates included in this report constitute Rabee Securities' opinion as of the date published on the report and are subject to change without notice.

Weekly Bulletin

Table (1.0): Weekly Value Traded

IQD5,137,175,000

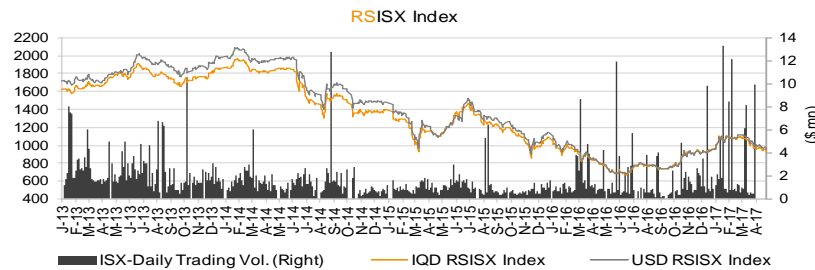


Table (1.1): ISX - Total Monthly Trading Vol. (\$ mn) & Foreigners' Share in Total T. Vol. (%)

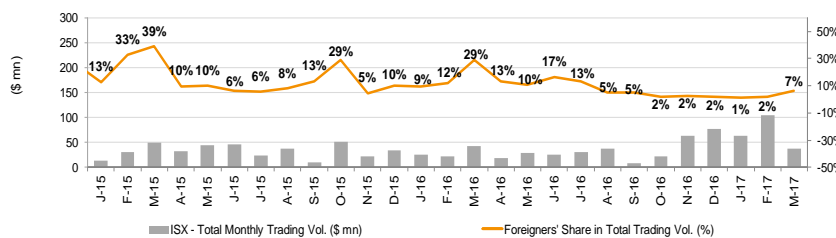


Table (1.2): Best Performers - Weekly

Code	Price (IQD)	Price Chg/w
HTVM	6.950	5.3%
IIDP	1.520	4.8%
INCP	0.560	3.7%
HNTI	7.700	2.3%
AIPM	3.000	1.7%

Table (1.3): Worst Performers - Weekly

Code	Price (IQD)	Price Chg/w
SAEI	0.550	-9.8%
IRMC	9.500	-6.9%
BNOI	0.550	-6.8%
IBPM	1.670	-5.1%
BASH	0.380	-5.0%

Table (1.4): RSISX Index Vs. Neighbour Market S.E.

Index Close	Index Close	Chg./w	Chg./YTD
RSISX IND-IQD	926	-2.3%	-3.5%
EGYPT	12,526	-2.9%	1.5%
KUWAIT	6,854	0.6%	19.2%
SAUDI	6,946	0.7%	-3.7%
MUSCAT	5,525	0.9%	-4.5%
QATAR	10,090	-1.5%	-3.3%
DUBAI	3,417	-1.5%	-3.2%
ABUDHABI	4,513	-0.2%	-0.7%
BAHRAIN	1,332	-0.2%	9.2%
TURKEY	94,655	2.4%	21.1%
IRAN	79,756	1.4%	0.1%

Table (1.5): Top 5 Traded Vol. - w

Code	Price IQD	Trad.Vol./w IQD\$bn	Trad.Vol./w \$mn
BUND	0.340	3.4	2.7
BSUC	0.900	0.4	0.3
BGUC	0.460	0.2	0.2
BBOB	0.910	0.2	0.1
IBSD	2.220	0.2	0.1

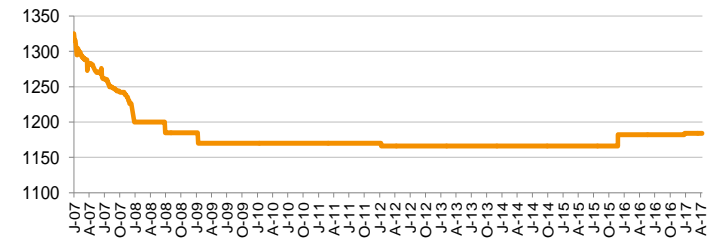
In the last session of the week (Thursday), 33 companies were able to trade and 17 companies were unable to do so mainly due to their General Assembly Meeting or ISX / ISC Instructions.

CBI auction price of Iraqi Dinar remained stable at 1184 to the dollar, while exchange rate of Iraqi Dinar realized at 1265 as end of the week. Volumes for the week reached IQD5.1bn (\$4.1mn), and the numbers of shares traded reached 12.1bn.

Foreigners executed total 144 transactions this week. They executed 55 buying transactions amounted at IQD71mn (\$56K) and 89 selling transactions amounted at IQD217mn (\$172K). Thus, net sales of foreigners realized at IQD146.0mn (\$115.7K) while their share in total trading volume was 2.8%.

Table (1.6): Iraqi Dinar Value (CBI Auction Price)

1USD= (1184)



News from Iraq

Politics

- Sources close to the Iraqi Prime Minister Haider al-Abadi said Thursday that the city of Mosul will be declared 'fully liberated' from the clutches of ISIL terror group next Saturday. (Fars News Agency)
- Belgium has expressed support for the Kurdistan Region and Iraq in the fight against terror by signing a memorandum of understanding with the Kurdistan Regional Government (KRG). (NRT tv)

Economics

- Iraq will go with the consensus reached by OPEC when the oil exporter group meets in Vienna next month to discuss extending production cuts, the country's oil minister said on Thursday. (Zawya)
- The Secretary General of the Council of Ministers Dr. Mahdi Al-Alaq said signing memorandum of understanding with the United Nations Developing Program in Iraq is a sign of launching of a series of small and medium-sized projects that will pave the way for the return of displaced persons to their liberated areas and provide basic services to them. (Cabinet.iq)
- Kuwait has approved a \$100mn grant for Iraq to support humanitarian and reconstruction projects in areas retaken from Islamic State militants, an Iraqi official said on Tuesday. (Zawya)

ISX, ISC & CBI Announcements

- An Iraqi delegation participated in the quarterly meetings of IMF and World Bank. The delegation discussed with the IMF staff team led by Mr. Christian Jozs, Mission Chief for Iraq, the second review of the SBA, within the quarterly meeting agenda held in 2017 in Washington. (CBI)
- The CBI issued a clarification about foreign banks' branches participating in the currency auctions. The CBI stated that the foreign banks' branches in Iraq have to have minimum IQD70bn operating capital while this capital does not represent the capital of the entire bank. There are several standards set by the CBI for foreign banks' branches must follow in order to participate in the currency auctions. In addition, the foreign banks' branches have a limited and small share in currency auctions. (CBI)
- Al-Kindi of Veterinary Vaccines Drugs (IKLV) disclosed on Thursday (April 27, 2017) that the cabinet decided to impose customs tax on imported vaccines to protect local products.
- ISX requested North Bank (BNOR) to fulfill ISC disclosure requirements and publish 3M17 financial results.
- World Islamic Bank for Investment and Finance (BWOR) completed depositing their shares and will start trading in the non-regular market on May 17, 2017. The price will be free for the first three sessions, and then will have +/-20% change.
- A cross transaction occurred on IQD10bn shares of United Bank (BUND) on Apr. 26, 2017, which represents 3.3% of BUND capital.
- International Islamic Bank (BINT) will hold a GA meeting* on May 8, 2017 to discuss and approve increasing the capital from IQD100bn to IQD250bn through 150% rights issue. ISX will suspend trading of BINT starting on May 2, 2017.
- Mamoura Real-estate Investment (SMRI) will hold an AGM* on Apr. 30, 2017 to discuss and approve 2016 annual financial results, increasing the capital from IQD19.2bn to IQD22.78bn through 15.0% rights issue and 3.6% bonus issue. ISX suspended trading of SMRI starting on Apr. 25, 2017.
- Metallic and Bicycles Industries (IMIB) resumed trading on Apr. 25, 2017 after fulfilling ISC disclosure requirements and publishing 2015 annual financial results.
- According to the letter sent to Al-Rafidain Bank, Al-Rasheed Bank and Iraqi Trade Bank on April 19, 2017, the CBI will pay the arrears to contractors on behalf of the Ministry of Finance through bonds with 5% interest and three years maturity after the completion of the auditing process for the receivables by the Federal Board of Supreme Audit. On Apr. 27, 2017, CBI announced the names of the first two contractors (not-listed) that will receive their payments through local bonds.
- Cihan Bank for Islamic Investment and Finance (BCIH), having IQD255bn paid-in capital, started trading on Apr. 24, 2017, 21 days after depositing the company's shares. The price is free for the first trading session.
- ISX requested Al-Mansour Pharmaceuticals Industries (IMAP) to disclose the date of distributing 4.7% cash dividend approved on its AGM which was held on Oct. 1, 2016.

Table (1.7): Dividend Distributions by ISX Listed Companies (2014-2015-2016-2017)

Company Name	ISX Code	Ex-dividend date	Ex-dividend date closing share price (IQD per share)	Dividend (IQD per share)	Dividend Yield (%)
Al-Ahliya for Agricultural Production	AAHP	19-Oct-16	1.47	0.034	2.3%
Iraqi Agricultural Products	AIRP	11-Jul-16	7.70	0.250	3.2%
		11-Jun-15	9.72	0.500	5.1%
		7-Aug-14	13.60	0.500	3.7%
Iraqi for Seed Production	AISP	25-Sep-16	6.05	0.750	12.4%
		29-Mar-15	8.30	0.600	7.2%
		6-Mar-14	8.25	0.500	6.1%
Middle East for Prod.- Fish	AMEF	25-Aug-16	7.10	0.200	2.8%
		8-Jul-15	7.36	0.250	3.4%
		16-Oct-14	8.58	0.200	2.3%
Ashur Bank	BASH	5-Jul-15	0.60	0.039	6.5%
		24-Jun-14	0.86	0.050	5.9%
Bank of Baghdad	BBOB	21-Jun-15	1.58	0.080	5.1%
		15-Jul-14	1.45	0.110	7.6%
Commercial Bank	BCOI	2-Dec-15	0.45	0.033	7.3%
		29-Dec-14	0.66	0.037	5.6%
Gulf Commercial Bank	BGUC	22-Aug-16	0.39	0.010	2.6%
		25-Jun-15	0.95	0.110	11.6%
Investment Bank	BIBI	27-Aug-15	0.81	0.080	9.9%
		27-Aug-14	1.00	0.102	10.2%
Islamic Bank	BIIB	24-Jul-16	0.45	0.060	13.3%
		3-Jul-14	1.07	0.090	8.4%
Iraqi Middle East Bank	BIME	18-Jul-16	0.41	0.010	2.3%
		10-Jul-14	0.98	0.100	10.2%
Al-Mansour Bank	BMNS	2-Apr-17	0.98	0.050	5.1%
		3-Mar-16	0.87	0.060	6.9%
		15-Mar-15	0.86	0.050	5.8%
		17-Feb-14	1.85	0.060	3.2%
National Islami Bank	BNAI	7-Aug-16	1.15	0.100	8.7%
		22-Jun-15	1.20	0.100	8.3%
National Bank	BNOI	5-Jul-15	0.81	0.020	2.5%
		16-Jun-14	0.77	0.040	5.2%
Trans Iraq Bank for Investment	BTRI	14-Mar-16	0.70	0.030	4.3%
United Bank	BUND	29-Nov-15	0.42	0.020	4.8%
		10-Dec-14	0.77	0.090	11.7%
Baghdad Hotel	HBAG	10-Sep-15	7.65	0.100	1.3%
Ishtar Hotel	HISH	22-Dec-16	13.3	0.200	1.5%
National for Tourist Invest.	HNTI	4-Jul-16	8.51	0.060	0.7%
		4-Sep-14	21.00	0.166	0.8%
Palastine Hotel	HPAL	13-Mar-17	14.65	0.200	1.4%
		13-Dec-15	9.45	0.400	4.2%
Baghdad Soft Drinks	IBSD	12-Jun-16	1.97	0.100	5.1%
		11-Jun-14	2.97	0.050	1.7%
Iraqi For Tufted Carpets	IITC	20-Oct-16	5.1	0.350	6.9%
		2-Jun-15	4.05	0.250	6.2%
		5-Jun-14	4.25	0.250	5.9%
Al-Mansour Pharma. Ind.	IMAP	26-Sep-16	0.62	0.047	7.6%
		28-May-15	0.73	0.040	5.5%
		8-May-14	0.83	0.070	8.4%
Modern Chemical Industries(NR)	IMCI	28-Aug-16	70.00	0.600	0.9%
		23-Apr-15	95.00	0.500	0.5%
		12-Jun-14	39.80	0.500	1.3%
Modern Sewing	IMOS	24-Jul-16	3.21	0.250	7.8%
Al-Noor for Money Transfer	MTNN	29-Aug-16	-	0.550	-
Al-Nobles for Money Transfer	MTNO	30-Aug-16	-	0.600	-
Al-Hamraa Insurance	NHAM	11-Oct-16	0.64	0.216	33.8%
Baghdad Passengers Transport	SBPT	26-Oct-16	13.40	0.800	6.0%
		2-Nov-15	16.80	0.400	2.4%
Iraqi Land Transport	SILT	27-Jan-14	2.27	0.100	4.4%
Asiacell Communications PJSC	TASC	8-Jan-17	6.80	0.250	3.7%
		15-May-14	19.00	1.500	7.9%
Al-Khatem Telecom	TZNI	15-May-16	3.05	0.118	3.9%

Note: According to Iraqi securities rules, the ex-date is the last trading session before the Annual General Assembly Meeting (AGM). Shareholders who own the shares before or at the market close on the ex-date have the right to receive dividend and/or bonus shares and participate in the rights issue at the book value. We calculate dividend yields by dividing dividend per share to the closing price before the AGM.

Source: Iraq Stock Exchange (ISX), Iraqi Securities Commission (ISC), Rabee Securities (RS)

Table (1.8): Iraq Stock Exchange (ISX) Dividend Yields

Iraq Stock Exchange (ISX) - Dividend Yields				
	2013	2014	2015	12 month trailing
Average Dividend Yield (%) of All ISX Stocks	0.7%	1.2%	1.0%	1.3%
Average Dividend Yield (%) of Non-Zero Dividend Yields of ISX Stocks	5.8%	6.4%	5.5%	6.4%
Average Dividend Yield (%) of All Top-20 ISX Stocks (by Mcap)	1.0%	3.8%	2.5%	2.0%
Average Dividend Yield (%) of Non-Zero Dividend Yields of Top-20 ISX stocks	6.7%	7.6%	7.1%	5.8%

Note: While calculating the dividend yields for the ISX for different periods, we grouped the ISX listed companies based on the date when the shares resumed trading following the dividend distribution decision taken in the AGM.

Source: Iraq Stock Exchange (ISX), Iraqi Securities Commission (ISC), Rabee Securities (RS)

Table (1.9): Financial Statement Announcements (this week)

Sector / Company Name	ISX Code	Profit (Loss) Before Tax (IQD '000)			Profit (Loss) Before Tax (\$)		
		3M16	3M17	Y/Y Change (%)	3M16	3M17	Y/Y Change (%)
Banking Sector							
Economy Bank	BEFI	1,612,000	316,000	-80%	1,279,369	245,886	-81%
Sumer Commercial Bank	BSUC	-824,844	3,391,590	-	-654,640	2,639,068	-
United Bank	BUND	1,349,326	1,684,154	25%	1,070,897	1,310,476	22%
Industry Sector							
Electronic Industries	IELI	-201,791	324,410	-	-160,152	252,431	-
Iraqi Engineering Works	IIEW	-48,869	-47,502	-	-38,785	-36,963	-
Al-Mansour Pharmaceuticals Ind.	IMAP	153,750	119,591	-22%	122,024	93,057	-24%
Hotel&Tourism Sector							
Palestine Hotel	HPAL	299,116	-303,941	-	237,394	-236,503	-
Services Sector							
Baghdad Passengers Transport	SBPT	598,070	725,713	21%	474,660	564,692	19%
Average IQD/US\$**					1,260	1,285	2%

Sector / Company Name	ISX Code	Profit (Loss) Before Tax (IQD '000)			Profit (Loss) Before Tax (\$)		
		FY15	FY16	Y/Y Change (%)	FY15	FY16	Y/Y Change (%)
Industry Sector							
Al-Mansour Pharmaceuticals Ind.	IMAP*	507,698	-22,268	-	404,578	-17,288	-
Hotel&Tourism Sector							
Babylon Hotel	HBAY*	728,560	936,703	29%	580,581	727,210	25%
Average IQD/US\$**					1,255	1,288	3%

Source: Iraq Stock Exchange (ISX), Iraqi Securities Commission (ISC), Rabee Securities (RS)

* According to audited financial results. (Other financial results are based on unaudited year-end results).

** We calculate average IQD/US\$ by calculating the average market price of IQD.

Note: Follow Rabee Securities (RS) on Twitter, join Facebook and LinkedIn groups.



Table (2.0): Performance of Traded Shares

Code	Paid-in Capital		Closing Price (IQD)	Market Cap		Weekly Chg (%)	YTD Chg (%)	Wk. Turnover (IQD'000)	Last Fin.*	P/E				P/BV				Profit Before Tax (IQD mn)					BV (IQD mn)				Note			
	(IQD mn)	(\$ mn)		(IQD mn)	(\$ mn)					FY13	FY14	FY15	Last*	FY13	FY14	FY15	Last*	FY12	FY13	FY14	FY15	Last*	FY12	FY13	FY14	FY15		Last*		
Telecom Sector																														
Asiacell Communications PJSC	TASC	310,000	245.1	5.45	1,689,500	1,335.6	-0.2%	-10.7%	34,088	6M16	8.6	10.2	41.5	58.0	2.6	1.9	1.2	0.9	662,170	580,505	344,709	53,522	27,860	1,896,231	1,936,712	1,876,403	1,929,873	1,957,733	-	
Al-Khatem Telecom	TZNI	1,829,783	1,446.5	3.45	6,312,750	4,990.3	-	5.8%	1,898	6M16	-	-	40.1	115.8	-	-	2.5	3.0	-	-	299,659	142,003	31,311	-	2,102,044	2,401,703	2,271,919	2,114,338	-	
Total		2,139,783	1,692		8,002,250	6,325.9			35,985										662,170	580,505	644,368	195,525	59,171	1,896,231	4,038,756	4,278,106	4,201,792	4,072,071		
Banking Sector																														
Al-Arabiya Islamic Bank	BAAI	250,000	197.6	1.00	250,000	197.6	-	-	0	-	-	-	-	-	-	-	-	-	-	-	-	-	-	-	-	-	-	-	-	-
Ashur International Bank	BASH	250,000	197.6	0.38	95,000	75.1	-5.0%	11.8%	9,090	FY16	9.9	24.1	10.0	-	0.7	0.9	0.4	0.4	19,796	19,186	13,367	14,425	-4,161	170,524	230,926	269,274	270,190	262,311	-	
Babylon Bank	BBAY	250,000	197.6	0.39	97,500	77.1	-2.5%	18.2%	28,951	FY16	29.5	14.4	20.3	12.6	0.7	0.4	0.3	0.4	5,877	4,901	5,744	5,328	9,069	111,969	160,932	190,145	244,724	266,934	-	
Bank of Baghdad	BBOB	250,000	197.6	0.91	227,500	179.8	-2.2%	-	167,609	FY16	16.1	13.9	51.2	9.6	1.8	1.3	1.1	0.8	29,638	38,797	32,847	13,261	27,889	207,253	291,262	292,419	268,488	294,429	-	
Commercial Bank of Iraq	BCOI	250,000	197.6	0.53	132,500	104.7	-3.6%	10.4%	51,580	9M16	15.5	17.9	14.1	19.3	0.7	0.6	0.4	0.5	14,310	10,689	10,462	8,109	6,062	143,200	196,579	284,385	274,201	279,850	-	
Dijlah & Furat Bank	BDFD	112,000	88.5	0.25	28,000	22.1	-	-10.7%	0	FY16	16.8	167.6	0.6	55.0	0.8	1.4	0.2	0.2	8,390	6,440	1,138	54,944	599	115,418	120,638	118,239	166,612	131,995	Suspend/ISC	
Dar Es Salaam Inv. Bank***	BDSI	250,000	197.6	0.13	32,500	25.7	-	-	0	FY16	10.2	11.8	9.5	5.1	1.0	0.8	0.4	0.2	19,158	19,543	13,655	8,511	7,496	127,088	168,881	180,480	187,608	185,244	Suspend/ISC	
Economy Bank	BEFI	207,154	163.8	0.43	89,076	70.4	-	-38.7%	0	3M17	33.0	-	-	38.7	-	1.1	0.9	0.9	0.4	32,188	7,385	-3,249	6,092	316	138,692	177,106	204,967	207,829	206,511	Suspend/GA
Elaf Islamic Bank	BELF	250,000	197.6	0.34	85,000	67.2	-	17.2%	0	FY16	15.1	25.6	-	19.6	0.7	0.8	0.4	0.3	12,663	9,317	6,739	418	5,112	133,382	173,248	178,974	254,622	259,000	-	
Gulf Commercial Bank	BGUC	300,000	237.2	0.46	138,000	109.1	-2.1%	2.2%	226,070	3M17	6.1	7.5	15.5	13.5	0.9	0.8	0.5	0.4	36,343	56,027	42,753	13,913	4,205	149,088	303,984	345,974	321,626	329,476	-	
Investment Bank of Iraq	BIBI	250,000	197.6	0.57	142,500	112.6	-1.7%	-5.0%	47,759	3M17	9.0	8.7	9.7	17.7	1.3	0.9	0.6	0.5	3,417	31,540	34,842	20,865	2,419	118,558	186,357	283,749	281,262	291,845	-	
Iraqi Islamic Bank	BIIB	250,000	197.6	0.70	175,000	138.3	-	16.7%	108,150	3M17	9.4	35.8	15.8	19.5	1.1	0.9	0.5	0.7	26,720	33,385	8,547	9,610	3,781	175,494	231,727	263,857	273,434	266,680	-	
Iraqi Middle East Bank	BIME	250,000	197.6	0.54	135,000	106.7	-1.8%	25.6%	36,971	FY16	11.5	41.6	23.5	9.6	1.2	0.5	0.5	0.5	28,588	24,468	4,291	6,621	16,461	187,746	202,780	307,074	276,968	291,293	-	
Iraq Noor Islamic Bank (NR)	BINI	250,000	197.6	1.00	250,000	197.6	-	-	0	-	-	-	-	-	-	-	-	-	-	-	-	-	-	-	-	-	-	-	45,774	-
International Islamic Bank (NR)	BINT	100,000	79.1	1.00	100,000	79.1	-	-	0	-	-	-	-	-	-	-	-	-	-	-	-	-	-	-	-	-	-	-	45,922	-
Kurdistan International Bank	BKUI	400,000	316.2	1.20	480,000	379.4	-2.4%	-4.8%	2,400	9M16	18.4	20.1	13.7	11.5	1.6	1.6	1.1	0.9	40,056	42,783	44,388	49,854	43,746	390,065	426,431	464,161	506,537	551,882	-	
Mosul Bank	BMFI	252,500	199.6	0.39	98,475	77.8	-2.5%	-30.4%	25,171	FY16	5.7	101.2	-	28.6	0.8	0.7	0.2	0.4	19,130	45,517	2,171	-332	4,053	222,430	261,119	262,940	262,608	266,660	-	
Al-Mansour Bank	BMNS	250,000	197.6	0.91	227,500	179.8	-2.2%	-3.2%	20,957	FY16	17.2	12.4	11.0	15.8	1.6	0.7	0.8	0.8	13,892	30,001	20,596	24,203	16,967	250,420	280,106	281,792	288,723	287,534	-	
National Islamic Bank	BNAI	251,000	198.4	1.15	288,650	228.2	-	4.5%	0	9M16	-	-	8.7	17.3	-	-	0.9	1.0	32,116	39,635	37,172	35,386	9,011	177,201	285,821	285,461	288,665	297,389	-	
National Bank of Iraq	BNOI	250,000	197.6	0.55	137,500	108.7	-6.8%	34.1%	1,295	FY16	14.8	32.4	59.9	5.8	1.2	0.9	0.5	0.5	18,196	16,610	8,956	4,166	27,782	154,664	168,480	263,429	260,396	287,733	-	
North Bank	BNOR	300,000	237.2	0.31	93,000	73.5	-3.1%	158.3%	15,804	FY16	13.8	16.9	-	-	1.7	0.9	0.2	0.3	68,813	49,118	23,747	-5,532	-23,354	275,375	315,484	334,504	329,116	305,763	-	
Credit Bank of Iraq	BROI	250,000	197.6	0.76	190,000	150.2	-1.3%	1.3%	17,673	9M16	52.2	19.5	12.7	38.2	3.1	0.9	0.5	0.6	25,280	13,746	16,016	13,914	3,537	175,547	197,079	290,171	301,810	307,663	-	
Sumer Commercial Bank	BSUC	250,000	197.6	0.90	225,000	177.9	-	-	350,201	3M17	187.7	126.9	65.7	-	1.3	1.0	0.9	0.8	1,404	1,567	2,318	11,450	3,392	158,735	196,483	259,853	263,349	271,165	-	
Trans Iraq Bank for Investment (NR)	BTRI	264,000	208.7	0.70	184,800	146.1	-	-	0	3M17	-	-	-	22.1	20.5	-	-	0.7	452	2,050	6,256	11,141	3,482	66,261	68,380	216,510	274,862	279,654	-	
United Bank	BUND	300,000	237.2	0.34	102,000	80.6	-2.9%	9.7%	3,420,410	3M17	11.7	9.8	5.6	73.2	1.0	0.7	0.3	0.3	55,818	37,059	26,334	22,831	1,684	310,265	338,833	316,915	321,717	324,457	-	
Union Bank	BUOI	252,000	199.2	0.33	83,160	65.7	-	-17.5%	745	9M16	7.9	16.4	-	-	1.6	0.9	0.7	0.3	22,008	52,943	18,636	274	4,958	120,405	215,426	271,691	260,875	268,357	-	
Zain Al-Iraq Islamic Bank	BZII	250,000	197.6	1.00	250,000	197.6	-	-	0	-	-	-	-	-	-	-	-	-	-	-	-	-	-	-	-	-	-	-	100,127	-
Total		6,738,654	5,327		4,337,661	3,429			4,530,914										534,254	592,707	377,725	322,252	173,893	4,079,780	5,198,062	6,166,965	6,386,222	6,705,646		
Industry Sector																														
Baghdad for Packing Materials	IBPM	1,080	0.9	1.67	1,804	1.4	-5.1%	-9.2%	2,371	9M16	73.1	-	-	-	2.6	1.7	2.1	1.8	6	40	-	-84	6	550	1,130	1,087	1,003	1,009	-	
Baghdad Soft Drinks	IBSD	177,333	140.2	2.22	393,680	311.2	-3.1%	-11.2%	164,143	9M16	18.5	15.2	14.6	11.7	2.3	1.6	1.8	1.7	19,518	24,043	22,011	26,747	37,781	167,198	175,717	189,327	216,680	237,407	-	
Electronic Industries	IELI	18,000	14.2	1.01	18,180	14.4	-	-	0	6M16	-	-	-	-	1.0	1.3	1.0	1.2	-1,209	-6,497	-5,002	-	-2,421	31,692	25,249	22,706	18,927	15,186	Suspend/ISC	
Fallujah for Construction Mat.	IFCM	3,120	2.5	1.51	4,711	3.7	-	-	0	9M13	-	-	-	87.4	-	-	-	-	209	-	-	-	40	2,898	-	-	-	-	2,896	-
Nationality Househ. Furniture(NR)	IHFI	1,260	1.0	0.90	1,134	0.9	-	-	0	3M14	-	-	-	-	-	-	-	-	49	-	-	-	-27	1,891	-	-	-	-	1,952	Suspend/ISC
Al-Hital Industries	IHLI	12,375	9.8	0.32	3,960	3.1	-	-8.6%	8,317	9M16	-	-	-	-	-	-	-	-	-3,634	-4,385	-4,851	-3,642	-2,357	-3,206	-7,591	-4,441	-8,083	-9,044	-	
Iraqi for Carton Manufact. & Trading	IICM	7,590	6.0	0.33	2,505	2.0	-	-10.8%	0	6M16	-	-	-	-	-	-	-	-	-1,341	-1,693	-1,311	-587	-233	1,074	-608	-1,910	-2,483	-2,646	Suspend/GA	

Table (2.2): Performance of Traded Shares

Code	Paid-in Capital			Market Cap (IQD mn)	Weekly Chg (%)	YTD Chg (%)	Wk. Turnover (IQD/000)	Last Fin.*	P/E				P/BV				Net Profit (IQD mn)				BV (IQD mn)				Note				
	(IQD mn)	(\$ mn)	Price (IQD)						FY13	FY14	FY15	Last*	FY13	FY14	FY15	Last*	FY12	FY13	FY14	FY15	Last*	FY12	FY13	FY14		FY15	Last*		
Agriculture Sector																													
Al-Ahliya for Agricultural Prod.	AAHP	575	0.5	1.20	690	0.5	-4.0%	-1.6%	32	6M16	-	28.8	12.3	-	3.2	2.9	2.4	3.0	9	-10	22	53	-44	206	196	218	271	227	-
Iraqi Agr. Prod. Mark. Meat	AIPM	5,000	4.0	3.00	15,000	11.9	1.7%	-18.5%	1,168	6M16	89.7	-	95.6	103.3	4.9	5.3	3.2	2.1	434	454	174	243	-83	6,518	7,124	6,729	7,206	7,123	-
Iraqi Agricultural Products	AIRP	360	0.3	7.40	2,664	2.1	-1.2%	2.1%	5,226	6M16	25.6	15.8	9.1	7.3	3.9	1.6	1.0	1.0	198	220	305	312	-118	1,145	1,239	2,608	2,786	2,655	-
Iraqi for Seed Production	AISP	7,500	5.9	6.33	47,475	37.5	-	3.1%	0	3M16	3.7	3.7	6.5	4.4	2.3	-	2.3	1.9	2,305	9,318	9,318	6,568	4,374	8,862	15,209	-	18,725	24,909	Suspend/ISC
Modern Animal & Agr. Production	AMAP	4,101	3.2	0.42	1,723	1.4	-	-16.0%	0	6M16	21.1	31.9	23.0	-	0.7	0.6	0.5	0.4	292	145	81	101	-213	2,409	4,372	4,455	4,577	4,364	-
Middle East for Prod.- Fish	AMEF	300	0.2	8.05	2,415	1.9	-	5.9%	0	6M16	35.7	15.1	15.8	21.8	2.5	1.5	1.2	1.4	182	126	182	133	37	1,452	1,487	1,576	1,706	1,739	-
Total		17,836	14.1		69,967	55.3			6,426										3,421	10,253	10,082	7,410	3,952	20,592	29,628	15,585	35,272	41,016	
Insurance Sector																													
Ahliya For Insurance	NAHF	2,500	2.0	0.38	950	0.8	-	-9.5%	0	9M16	7.0	-	-	-	0.7	0.8	0.5	0.3	227	357	-207	-174	101	2,815	3,144	2,933	2,774	3,498	Suspend/GA
Al-Ameen for Insurance	NAME	5,000	4.0	0.76	3,800	3.0	-	11.8%	0	9M16	6.1	10.0	11.8	18.6	1.1	1.1	1.0	0.9	268	776	501	326	191	2,677	3,541	3,902	3,953	4,117	-
Dar Al-Salam for Insurance	NDSA	3,509	2.8	0.98	3,439	2.7	-	21.0%	0	6M16	20.5	16.7	15.9	-	1.5	1.2	0.7	0.7	280	363	391	222	169	3,838	4,199	4,499	4,953	4,682	-
Gulf Insurance&Reinsurance**	NGIR	5,000	4.0	0.45	2,250	1.8	-	-6.2%	0	9M16	41.1	-	30.7	153.5	0.6	2.0	0.9	1.2	71	31	-235	59	-23	2,161	2,194	2,242	1,908	1,885	-
Al-Hamraa for Insurance (NR)	NHAM	5,000	4.0	0.42	2,100	1.7	-	-	0	6M16	3.3	15.1	4.3	4.0	0.6	0.9	0.5	0.3	1,202	1,228	409	737	540	4,311	5,425	5,748	6,476	7,017	-
Total		21,009	16.6		12,539	9.9			0										2,048	2,755	858	1,171	979	15,802	18,504	19,324	20,064	21,200	
Investment Sector																													
Al-Ameen Financial Inv.*** (NR)	VAMF	1,500	1.2	1.43	2,145	1.7	-	-0.2%	0	9M16	-	-	-	-	2.3	2.5	2.4	3.2	-71	-10	-135	-140	-115	669	662	800	662	665	-
AL- Batek Investment(NR)	VBAT	1,000	0.8	0.72	720	0.6	-	-	0	9M16	51.9	-	-	-	0.6	0.6	0.6	0.6	41	20	-31	-45	-35	1,505	1,430	1,417	1,371	1,304	-
Al-Khair for Financial Inv. (NR)	VKHF	7,000	5.5	0.22	1,540	1.2	-	10.0%	0	6M16	-	-	-	-	0.4	0.4	0.4	0.2	-348	-341	-128	-96	-47	7,077	6,736	6,608	6,512	6,512	-
Bain Al-Nahrain Financial Inv.(NR)	VMES	1,000	0.8	1.00	1,000	0.8	-	-	0	9M16	189.6	-	46.1	-	0.9	1.0	1.0	0.0	367	6	-55	22	-51	1,236	1,125	1,033	1,048	27,471	-
AL-Wiaam for Financial Inv.	VWIF	2,000	1.6	0.89	1,780	1.4	-	-	0	9M16	31.1	-	-	-	1.4	1.3	1.0	1.1	42	113	-355	-45	-2	2,268	2,184	1,829	1,785	1,667	-
Al-Zawraa for Financial Inv.	VZAF	1,150	0.9	0.40	460	0.4	-	-	5	9M16	40.7	49.6	-	-	0.9	0.6	0.5	0.4	8	33	19	-71	-49	-	1,303	1,313	1,233	1,234	-
Total		13,650	10.8		7,645	6.0			5										39	-177	-685	-376	-299	12,755	13,441	13,000	12,611	38,854	
Money Transfer Sector																													
Al-Harir for Money Transfer(NR)	MTAH	45,000	35.6	-	-	-	-	-	0	9M16	-	-	-	-	-	-	-	-	-	49	114	203	557	-	15,228	15,374	45,523	46,079	-
Al-Taif Money Transfer(NR)	MTAI	38,000	30.0	2.55	96,900	76.6	-	-	0	6M16	-	-	-	152.8	-	-	2.6	2.1	-	186	533	584	911	-	25,500	38,930	45,947	46,858	-
Al Muhaj Money Transfer(NR)	MTAM	15,000	11.9	-	-	-	-	-	0	6M16	-	-	-	-	-	-	-	-	-	189	46	108	259	-	15,230	15,272	45,380	45,778	Suspend/ISC
Al-Manafaa Co. for Money Trans.(NR)	MTMA	45,000	35.6	-	-	-	-	-	0	9M16	-	-	-	-	-	-	-	-	-	3	-35	-47	3	-	15,018	14,983	44,936	44,938	-
Mouta for Remittance(NR)	MTMO	45,000	35.6	-	-	-	-	-	0	9M16	-	-	-	-	-	-	-	-	-	45	-58	21	91	-	15,207	15,149	45,169	45,245	-
Al-Maraj Al-Alamiya for Money T. (NR)	MTMR	100,000	79.1	1.00	100,000	79.1	-	-	0	9M16	-	-	-	-	-	-	-	-	-	-	-42	10	46	-	-	-	99,884	99,923	-
Al-Nibal Al Arabia for Money Transfer (NR)	MTNI	45,000	35.6	1.00	45,000	35.6	-	-	0	9M16	-	-	-	-	-	-	1.0	1.0	-	86	69	79	22	-	15,311	25,379	45,420	45,439	-
Alnoor for Money Transfer (NR)	MTNN	45,000	35.6	-	-	-	-	-	0	9M16	-	-	-	-	-	-	-	-	-	7	62	311	53	-	10,212	20,287	45,598	45,650	-
Nobles for Money Transfer(NR)	MTNO	30,000	23.7	-	-	-	-	-	0	9M16	-	-	-	-	-	-	-	-	-	343	148	247	137	-	10,477	20,602	45,839	45,450	-
Al-Rabita Almalia for Money Tr. (NR)	MTRA	100,000	79.1	0.78	77,500	61.3	-	40.9%	2,496	9M16	-	-	-	-	-	-	-	1.7	-	19	8	21	336	-	15,111	15,117	45,138	45,469	-
Al-Waael for Money Transfer(NR)	MTWA	45,000	35.6	-	-	-	-	-	0	FY15	-	-	-	-	-	-	-	-	-	96	80	517	517	-	10,119	15,199	45,716	-	Suspend/ISC
Total		553,000	437		319,400	252			2,496										0	1,009	926	2,053	2,931	0	147,412	196,292	554,550	510,830	
Grand Total		9,885,216	7,814		13,707,126	10,836			5,137,175										1,213,800	1,195,653	1,041,989	548,041	274,612	6,343,462	9,778,422	11,019,169	11,561,585	11,779,906	

Source: Iraq Stock Exchange

*Last Financials: The date of the most recent financial statements.

P/E (Last): While calculating P/E (Last), we divided "Current Mcap" to "trailing net profit" when the recently announced financial statements are for the interim period. For the companies which trailing profit cannot be calculated due to lack of information, we divided "Current MCap" to "annualized YTD profit," while calculating P/E (Last). We adjusted unaudited profit before tax values by deducting 15% income tax, while calculating annualized YTD profit.

P/BV (Last): Calculated by dividing "Current Mcap" to "BV in its Last Financials".

**When the original shares resume trading, we start using the number of shares that the company will reach after the capital increase with the assumption that the capital increase was reflected to the price of the shares. We use the new capital in calculating Mcap, too.

Note: "Suspend/ISC" companies are not trading due to ISC Instructions.

"Suspend/GA" companies are not trading due to General Assembly Meetings

"(NR)": These are the companies which are trading in the Non-Regular market (in compliance with Iraq Securities Commission law numbered 132/9 on 20/12/2012). These companies were moved to the secondary market (non-regular) because of the decrease in their trading volume and the number of days that these companies are being traded for. Please note, according to the Regulations of the Secondary Market, in each trading session, the average share price will be calculated for each share. The maximum increase and decrease of +/- 20% will be based on the average price in the previous session. The price should be valid during three effective trading sessions after the listing, and it will be free in the first trading session after capital increasing.

For any inquiries, contact:

Research

Aysegul Ozge Ozgur (SVP, Head of Research)

aozgur@rs.iq

Tugba Tan (Analyst)

ttan@rs.iq

Ahmed Abdul - Ameer (Associate)

aameer@rs.iq

research@rs.iq

Tel: +90 212 219 2524

Trading

traders@rs.iq

Tel: +964 727 002 0407

Info

info@rs.iq

Tel: +964 (790) 133 1492

RS Bloomberg page: <RSIQ>

RS Website: RS.IQ



Asiacell has won "EMEA Finance's Best IPO in EMEA award" in EMEA Finance's Achievement Awards 2013.

(Arranger of the deal: Rabee Securities (RS))



Asiacell was named the winner of the corporate finance category in the 2013 Association of Corporate Treasures Middle East Deals (ACTME) of the Year Awards.

(Arranger of the deal: Rabee Securities (RS))



**TMT FINANCE MIDDLE EAST & NORTH AFRICA
2013 CONFERENCE & AWARDS WINNERS**

**EQUITY CAPITAL MARKETS DEAL OF THE YEAR -
ASIACELL IPO ADVISED BY RABEE SECURITIES**



**RS is a proud supporter of the Iraq Pavilion
in the Venice Biennale 2015.**

Baghdad HQ

903/14/19
Karada, Baghdad, Iraq
Tel: +964 727 002 0407

Erbil

Italian Village offices
Office Number: 32, Erbil, Iraq
Tel: +964 770 493 9999

Suleymani

Rand Gallery
Office No: 9, Floor:3, Suleymani, Iraq
Tel: +964 770 651 9944

Istanbul Rep. Office

Halaskargazi cad. 103
No: 7A Osmanbey, Istanbul, Turkey
Tel: +90 212 219 2524
Mob: +90 539 456 4566

DISCLAIMER

This publication may not be reproduced, modified, or re-disseminated in whole or in part without the prior written permission of Rabee Securities. The information provided herein is of a general nature and for informational purposes only and is not intended to serve as an offer or solicitation with respect to the purchase or sale of any security, or as a recommendation to adopt any particular trading strategy. Such information is subject to change without prior notice. Although Rabee Securities obtains information from sources it considers reliable, Rabee Securities makes no representations or warranties, express or implied, as to the information's accuracy or completeness. Furthermore, such information may be incomplete or condensed. Rabee Securities, its affiliates, directors, employees, assigns, agents, and successors bear no liability for any errors or omissions in this publication or for any losses arising from the use of or reliance upon this information. This limitation on liability applies to direct, indirect, consequential, special, punitive, or other damages, as well as damages for loss of profits or business interruption. Investors shall bear all responsibility for investment decisions taken on the basis of the contents of this report. Rabee Securities strongly advises potential investors to seek financial guidance when determining whether an investment is appropriate to their needs. All estimates included in this report constitute Rabee Securities' opinion as of the date published on the report and are subject to change without notice.