

**For any inquiries, contact:**

**Research**  
**Aysegul Ozge Ozgur**  
SVP, Head of Research ([aozgur@rs.iq](mailto:aozgur@rs.iq))

**Tugba Tan**  
Analyst ([ttan@rs.iq](mailto:ttan@rs.iq))

**Ahmed Abdul - Ameer**  
Junior Analyst ([aameer@rs.iq](mailto:aameer@rs.iq))

**Lana Nihad**  
Associate ([lnihad@rs.iq](mailto:lnihad@rs.iq))  
[research@rs.iq](mailto:research@rs.iq)

**Trading**  
[traders@rs.iq](mailto:traders@rs.iq)  
Address: 903/14/19  
Karada, Baghdad-Iraq  
Tel: +964 (0) 727 002 0407  
[info@rs.iq](mailto:info@rs.iq)

**RS Website: RS.IQ**  
**RS Bloomberg page: <RSIQ>**

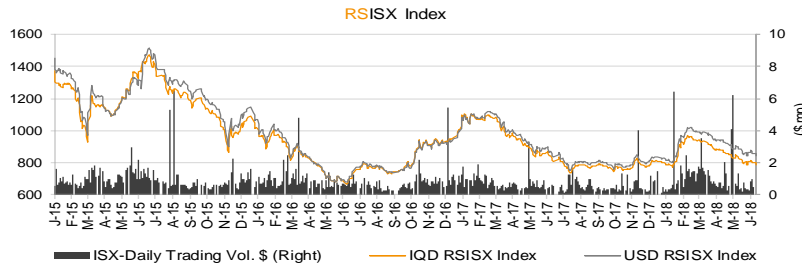
**Closing prices for the shares traded on the ISX are now available on Bloomberg.**

**DISCLAIMER**  
This publication may not be reproduced, modified, or re-disseminated in whole or in part without the prior written permission of Rabee Securities. The information provided herein is of a general nature and for informational purposes only and is not intended to serve as an offer or solicitation with respect to the purchase or sale of any security, or as a recommendation to adopt any particular trading strategy. Such information is subject to change without prior notice. Although Rabee Securities obtains information from sources it considers reliable, Rabee Securities makes no representations or warranties, express or implied, as to the information's accuracy or completeness. Furthermore, such information may be incomplete or condensed. Rabee Securities, its affiliates, directors, employees, assigns, agents, and successors bear no liability for any errors or omissions in this publication or for any losses arising from the use or reliance upon this information. This limitation on liability applies to direct, indirect, consequential, special, punitive, or other damages, as well as damages for loss of profits or business interruption. Investors shall bear all responsibility for investment decisions taken on the basis of the contents of this report. Rabee Securities strongly advises potential investors to seek financial guidance when determining whether an investment is appropriate to their needs. All estimates included in this report constitute Rabee Securities' opinion as of the date published on the report and are subject to change without notice.

# Weekly Bulletin

**Table (1.0): Weekly Value Traded**

**IQD684,264,000**



**Table (1.1): Best Performers - Weekly**

Code	Price (IQD)	Price Chg/w
SMOF	15.000	3.4%
IKLV	1.830	1.7%
HBAY	51.500	1.0%
-	-	-
-	-	-

**Table (1.2): Worst Performers - Weekly**

Code	Price (IQD)	Price Chg/w
TASC	7.850	-8.2%
BMNS	0.800	-7.0%
BUND	0.150	-6.3%
BIME	0.190	-5.0%
BIBI	0.400	-4.8%

**Table (1.3):RSISX Index Vs. Neighbour Market S.E.**

Index Close	Index Close	Chg./w	Chg./YTD
RSISX IND-IQD	785	-2.2%	-3.3%
EGYPT	16,346	0.8%	9.7%
KUWAIT	4,823	-0.4%	-24.7%
SAUDI	8,206	-0.8%	13.5%
MUSCAT	4,610	0.3%	-8.7%
QATAR	8,923	-1.9%	4.7%
DUBAI	2,928	-3.6%	-13.1%
ABUDHABI	4,550	-3.5%	4.1%
BAHRAIN	1,309	0.2%	0.3%
TURKEY	95,852	1.4%	-16.9%
IRAN	108,873	9.8%	11.2%

**Table (1.4): Top 5 Traded Vol. - weekly**

Code	Price IQD	Trad.Vol./w IQD	Trad.Vol./w \$mn
BBOB	0.430	0.2	0.1
IBSD	4.140	0.1	0.1
BNOI	0.410	0.1	0.1
INCP	0.770	0.1	0.1
BIBI	0.400	0.1	0.0

In the last session of the week (Thursday), 24 companies were able to trade and 25 companies were unable to do so mainly due to their General Assembly Meeting or ISX / ISC Instructions.

CBI auction price of Iraqi Dinar remained stable at 1184 IQD per USD during this week while market exchange rate of Iraqi Dinar remained stable at 1210 IQD per USD during this week. Volumes for the week reached IQD684 mn (\$566 K), and the numbers of shares traded reached 1.3 bn.

Foreigners executed total 95 transactions this week. They executed 23 buying transactions amounted at IQD101 mn (\$84 K) and 72 selling transactions amounted at IQD183 mn (\$151 K). Thus, net sales of foreigners realized at IQD81 mn (\$67 K) while their share in total trading volume was 20.8%.

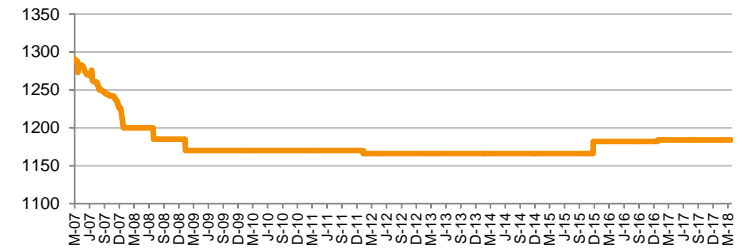
**Table (1.5): Iraq's International Bonds**

	2023 Eurobond (Coupon rate:6.75% - 2 times/year, Issue Vol.: \$1.0bn)		2028 Eurobond (Coupon rate:5.80% - 2 times per year, Issue Vol.: \$2.7bn)	
	Price	Yield	Price	Yield
Last	97.11	7.49	91.18	-
Ask	97.94	7.29	92.64	6.95
Bid	97.11	7.48	91.16	7.10

\*As of June 22, 2018  
Source: Börse Frankfurt (Frankfurt Stock Exchange)

**Table (1.6): Iraqi Dinar Value (CBI Auction Price)**

**1USD= (1190)**



**News from Iraq**

**Politics**

- Iraq's top court upheld on Thursday a law mandating a nationwide recount of votes in a May parliamentary election but ruled that the cancellation of overseas, displaced and Peshmerga ballots was unconstitutional. Parliament had canceled some results such as overseas and displaced votes by amending the election law this month. The verdict from the Supreme Federal Court confirms the recount process, which has already begun after judges took over leadership of Iraq's Independent High Elections Commission. The verdict is final and not subject to appeal. The court was tasked with ruling on the matter after the law amendment was challenged by Iraq's president, the election commission chief, and a Kurdish party. The remainder of the election law was constitutional, Judge Medhat al-Mahmoud said in the verdict. (Reuters)
- Prime Minister Haider al-Abadi will hold a meeting with political forces early next week to discuss the crisis resulting from the recent parliament elections and efforts to form the country's next government. Hussein al-Adly, a spokesperson of Abadi's al-Nasr alliance, said that "the meeting will comprise ten winning electoral lists and will not tackle the issue of challenges to the elections". (Iraqi News)
- A main road between Erbil and Kirkuk has been reopened following an order from Iraqi Prime Minister Haider al-Abadi, a spokesman for Kirkuk police said. Kirkuk-Erbil road has been closed for eight months since the Iraqi forces launched an operation to retake Kirkuk province from Kurdish forces last October. The main bridge connected Kirkuk and Erbil in Pirde was destroyed during the operation. (NRT tv)
- Prime Minister Haider al-Abadi received in his office the French ambassador in Baghdad, Mr. Borno Aboyer. During the meeting, they discussed bilateral relations and cooperation between the two countries and supporting Iraq in the reconstruction and construction process in addition to the security, political and economic conditions. (PMO.iq)

**Economics**

- Russian airline Red Wings reportedly made its maiden flight to Iraq on Wednesday. This marks the resumption of services between Moscow and Baghdad following the Iraqi War in 2003. The new service will begin with one regular flight per week. (Iraq Business News)
- Iraqi Transport Company announced the opening of Baghdad-Istanbul land route after a closure of five years. The sources said that two trips shall be made on a weekly basis with the price of \$75 per adult. The route of the trip shall be Baghdad-Samarra'-Tikrit-Mosul-Zakho-Ghazi Intab in Turkey till reaching Istanbul. (Iraq Trade Link)
- The Secretary General of the Council of Ministers, Mehdi Al-Alak, received in his office the Ambassador of Finland, Mrs. Befy Lin. During the meeting, they reviewed the progress of the bilateral relations between Baghdad and Helsinki and means of enhancing and developing economic cooperation in the fields of foreign trade. (Cabinet.iq)
- Iraq has decided to create a \$1.3 bn venture to oversee the execution of the Grand Faw port project, one of the world's largest container terminals, a local news network said on Monday. Citizens of the Southern port of Basra, in which the Faw Peninsula is situated, will be allowed to own shares of the joint-stock company, Shafaq News said. (Zawya)
- Kurdish Tourism spokesman disclosed plans to receive 7 mn tourists in 2025. Spokesman Nadir Rousti said that the tourism sector will be an important income source for the Kurdish region. The Kurdish region will initiate internal and external forums and conference to propagate this ambition, Rousti added. He expected that the revenues of the tourism sector will reach to \$2 bn. (Iraq Trade Link)

**ISX, ISC & CBI Announcements**

- AL-Nukhba for General Construction (SNUC) will hold an AGM\* on June 26, 2018 to discuss and approve 2017 annual financial results. ISX suspended trading of SNUC starting June 21, 2018.
- Iraqi Date Processing and Marketing (IIDP) will hold an AGM\* on June 25, 2018 to discuss and approve 2017 annual financial results. ISX suspended trading of IIDP starting June 20, 2018.

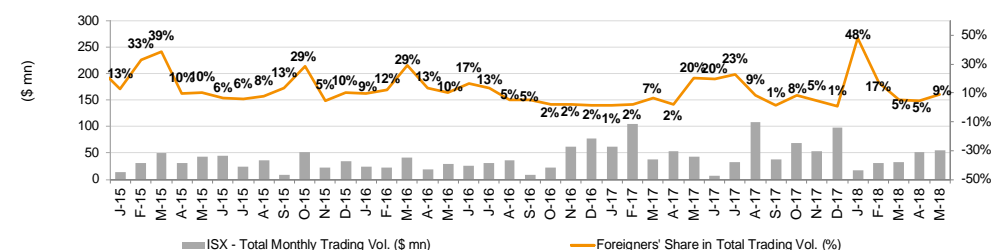
**Table (1.7): Dividend Distributions by ISX Listed Companies (2015-2016-2017)**

Company Name	ISX Code	Ex-dividend date	Ex-dividend date closing share price (IQD per share)	Dividend (IQD per share)	Dividend Yield (%)
Al-Ahliya for Agricultural Production	AAHP	19-Oct-16	1.47	0.017	1.2%
Iraqi Agr. Products Marketing Meat	AIPM	6-Sep-17	3.00	0.050	1.7%
Iraqi Agricultural Products	AIRP	15-Aug-17	7.40	0.100	1.4%
		11-Jul-16	7.70	0.250	3.2%
Iraqi for Seed Production	AISP	9-Aug-17	7.13	0.400	5.6%
		25-Sep-16	6.05	0.750	12.4%
Middle East for Prod.- Fish	AMEF	9-Nov-17	8.25	0.200	2.4%
		25-Aug-16	7.10	0.200	2.8%
Bank of Baghdad	BBOB	6-Jul-17	0.66	0.070	10.6%
Commercial Bank	BCOI	10-May-18	0.47	0.048	10.1%
		2-Aug-17	0.44	0.026	5.9%
Elaf Islamic Bank	BELF	16-Nov-17	0.29	0.010	3.4%
Gulf Commercial Bank	BGUC	22-Aug-16	0.39	0.010	2.6%
Investment Bank	BIBI	18-Jun-17	0.54	0.060	11.1%
Islamic Bank	BIB	24-Jul-16	0.45	0.060	13.3%
Iraqi Middle East Bank	BIME	3-Jan-18	0.35	0.005	1.4%
		18-Jul-16	0.41	0.010	2.3%
Al-Mansour Bank	BMNS	25-Mar-18	0.89	0.050	5.6%
		2-Apr-17	0.98	0.050	5.1%
		3-Mar-16	0.87	0.060	6.9%
National Islami Bank	BNAI	30-Jul-17	1.05	0.085	8.1%
		7-Aug-16	1.15	0.100	8.7%
National Bank	BNOI	15-Jun-17	0.56	0.020	3.6%
Credit Bank of Iraq	BROI	22-Apr-18	0.63	0.030	4.8%
Trans Iraq Bank for Investment	BTRI	10-May-18	0.70	0.034	4.9%
		21-May-17	0.70	0.034	4.9%
		14-Mar-16	0.70	0.030	4.3%
Baghdad Hotel	HBAG	30-Aug-17	9.35	0.470	5.0%
		22-Jun-17	7.80	0.250	3.2%
Babylon Hotel	HBAY	13-Nov-17	34.00	0.200	0.6%
Ishtar Hotel	HISH	7-Dec-17	12.30	0.350	2.8%
		22-Dec-16	13.30	0.200	1.5%
National for Tourist Invest.	HNTI	4-Jul-17	6.79	0.110	1.6%
		4-Jul-16	8.51	0.060	0.7%
Palastine Hotel	HPAL	13-Mar-17	14.65	0.200	1.4%
Baghdad Soft Drinks	IBSD	26-Apr-18	4.00	0.100	2.5%
		16-Jul-17	2.28	0.100	4.4%
		12-Jun-16	1.97	0.100	5.1%
Iraqi For Tufted Carpets	IITC	8-Aug-17	7.75	0.500	6.5%
		20-Oct-16	5.1	0.350	6.9%
Al-Mansour Pharma. Ind.	IMAP	26-Sep-16	0.62	0.047	7.6%
Modern Chemical Industries(NR)	IMCI	16-Oct-17	60.00	0.650	1.1%
		28-Aug-16	70.00	0.600	0.9%
Modern Sewing	IMOS	24-Jul-16	3.21	0.250	7.8%
Al-Noor for Money Transfer	MTNN	29-Aug-16	-	0.550	-
Al-Nobles for Money Transfer	MTNO	30-Aug-16	-	0.600	-
Al-Hamraa Insurance	NHAM	11-Oct-16	0.64	0.216	33.8%
Baghdad Passengers Transport	SBPT	3-Oct-17	14.00	1.300	9.3%
		26-Oct-16	13.40	0.800	6.0%
Asiacell Communications PJSC	TASC	13-Nov-17	5.25	0.750	14.3%
		8-Jan-17	6.80	0.250	3.7%
Al-Khatem Telecom	TZNI	15-May-16	3.05	0.118	3.9%

Note: According to Iraqi securities rules, the ex-date is the last trading session before the Annual General Assembly Meeting (AGM). Shareholders who own the shares before or at the market close on the ex-date have the right to receive dividend and/or bonus shares and participate in the rights issue at the book value. We calculate dividend yields by dividing dividend per share to the closing price before the AGM.

Source: Iraq Stock Exchange (ISX), Iraqi Securities Commission (ISC), Rabee Securities (RS)

**Table (1.8): ISX - Total Monthly Trading Vol. (\$ mn) & Foreigners' Share in Total T. Vol. (%)**



**Table (1.9): Iraq Stock Exchange (ISX) Dividend Yields**

Iraq Stock Exchange (ISX) - Dividend Yields	2013	2014	2015	2016	12 month trailing*
Average Dividend Yield (%) of All ISX Stocks	0.8%	1.3%	1.0%	1.4%	1.3%
Average Dividend Yield (%) of Non-Zero Dividend Yields of ISX Stocks	6.0%	6.1%	5.5%	6.9%	5.1%
Average Dividend Yield (%) of All Top-20 ISX Stocks (by Mcap)	1.4%	3.9%	2.5%	2.2%	2.7%
Average Dividend Yield (%) of Non-Zero Dividend Yields of Top-20 ISX stocks	7.1%	7.1%	7.1%	6.4%	5.4%

\*As of Today

Note: While calculating the dividend yields for the ISX for different periods, we grouped the ISX listed companies based on the date when the shares resumed trading following the dividend distribution decision taken in the AGM.

Note: Follow Rabee Securities (RS) on Twitter, join Facebook and LinkedIn groups.



Table (2.1): Performance of Traded Shares

Code	Paid-in Capital		Closing Price (IQD)	Market Cap (IQD mn)	Weekly Chg (%)	YTD Chg (%)	Wk. Turnover (IQD/000)	Last Fin.*	P/E					P/BV					Profit Before Tax (IQD mn)					BV (IQD mn)					Note				
	(IQD mn)	(\$ mn)							FY13	FY14	FY15	FY16	Last*	FY13	FY14	FY15	FY16	Last*	FY13	FY14	FY15	FY16	Last*	FY13	FY14	FY15	FY16	Last*					
<b>Telecom Sector</b>																																	
Asiacell Communications PJSC	TASC	310,000	256.2	7.85	2,433,500	2,011.2	-8.2%	49.5%	693	3M18	8.6	10.2	41.5	66.5	28.5	2.6	1.9	1.2	1.0	1.4	744,595	458,740	144,858	93,373	73,954	1,936,712	1,876,403	1,929,873	1,959,382	1,719,034	-		
Al-Khatem Telecom	TZNI	1,829,783	1,512.2	3.10	5,672,326	4,687.9	-	-4.6%	0	3M18	-	-	40.1	-	132.4	-	-	2.5	2.9	2.7	-	332,708	154,624	-9,537	13,394	2,102,044	2,401,703	2,271,919	2,072,355	2,097,373	-		
<b>Total</b>		<b>2,139,783</b>	<b>1,768</b>		<b>8,105,826</b>	<b>6,699.0</b>			<b>693</b>												<b>744,595</b>	<b>791,448</b>	<b>299,482</b>	<b>83,836</b>	<b>87,348</b>	<b>4,038,756</b>	<b>4,278,106</b>	<b>4,201,792</b>	<b>4,031,737</b>	<b>3,816,407</b>			
<b>Banking Sector</b>																																	
Al-Arabiya Islamic Bank (NR)	BAAI	250,000	206.6	1.00	250,000	206.6	-	-	0	3M18	-	-	-	-	-	-	-	-	1.0	1.0	-	-	-	-	-	-	-	-	250,903	-	-		
Ashur International Bank	BASH	250,000	206.6	0.26	65,000	53.7	-	-13.3%	52,095	3M18	9.9	24.1	10.0	-	-	0.7	0.9	0.4	0.3	0.2	19,186	13,367	14,425	-4,161	1,404	230,926	269,274	270,190	262,311	267,097	-		
Babylon Bank	BBAY	250,000	206.6	0.19	47,500	39.3	-	-36.7%	0	3M18	29.5	14.4	20.3	10.7	7.9	0.7	0.4	0.3	0.3	0.2	4,901	5,744	5,328	9,069	1,409	160,932	190,145	244,724	266,934	259,274	-		
Bank of Baghdad	BBOB	250,000	206.6	0.43	107,500	88.8	-4.4%	-29.5%	175,512	3M18	16.1	13.9	51.2	9.6	-	1.8	1.3	1.1	0.8	0.4	38,797	32,847	13,261	27,889	2,025	291,262	292,419	268,488	294,429	274,216	-		
Cihan Bank for Islamic & Finance	BCIH	255,000	210.7	2.65	675,750	558.5	-	-3.6%	3,710	3M18	3.7	7.4	3.8	-	46.6	0.4	0.5	0.3	-	2.1	44,139	26,331	31,597	25,603	-	325,878	343,780	360,892	316,097	322,326	-		
Commercial Bank of Iraq	BCOI	250,000	206.6	0.44	110,000	90.9	-	-0.6%	3,606	3M18	15.5	17.9	14.1	15.8	9.9	0.7	0.6	0.4	0.4	0.4	10,689	10,462	8,109	8,500	3,968	196,579	284,385	274,201	281,941	288,512	-		
Dijlah & Furat Bank	BDFD	112,000	92.6	0.25	28,000	23.1	-	-	0	FY16	16.8	167.6	0.6	61.6	-	0.8	1.4	0.2	0.2	0.2	6,440	1,138	54,944	599	-209	120,638	118,239	166,612	131,995	122,815	Suspend/ISC		
Dar Es Salaam Inv. Bank***	BDSI	250,000	206.6	0.13	32,500	26.9	-	-	0	3M18	10.2	11.8	9.5	5.1	-	1.0	0.8	0.4	0.2	0.4	19,543	13,655	8,511	7,496	2,770	168,881	180,480	187,608	185,244	82,201	Suspend/ISC		
Economy Bank	BEFI	250,000	206.6	0.53	132,000	109.1	-	0.1%	0	3M18	33.0	-	38.7	-	-	1.1	0.9	0.9	0.9	0.6	7,385	-3,249	6,092	609	-13,800	177,106	204,967	207,829	206,222	239,835	Suspend/ISC		
Elaf Islamic Bank	BELF	250,000	206.6	0.25	62,500	51.7	-	-16.7%	0	3M18	15.1	25.6	-	16.7	30.9	0.7	0.8	0.4	0.3	0.2	9,317	6,739	418	5,112	1,105	173,248	178,974	254,622	259,000	260,105	-		
Erbil Bank for Invest. & Finance (NR)	BERI	265,000	219.0	-	-	-	-	-	0	FY16	-	-	-	-	-	-	-	-	-	-	-	-	-	-	-	-	-	286,898	283,240	283,240	-		
Gulf Commercial Bank	BGUC	300,000	247.9	0.23	69,000	57.0	-	-41.0%	34,312	3M18	6.1	7.5	15.5	27.1	39.2	0.9	0.8	0.5	0.4	0.2	56,027	42,753	13,913	5,855	925	303,984	345,974	321,626	325,269	322,623	-		
Investment Bank of Iraq	BIBI	250,000	206.6	0.40	100,000	82.6	-4.8%	-4.8%	52,321	3M18	9.0	8.7	9.7	14.7	36.3	1.3	0.9	0.6	0.5	0.4	31,540	34,842	20,865	12,111	884	166,357	283,749	281,262	291,489	283,833	-		
International Development Bank (NR)	BIDB	250,000	206.6	0.86	215,000	177.7	-	7.5%	0	3M18	-	-	-	-	20.5	-	-	-	-	0.8	28,566	33,977	20,184	19,535	-	187,138	282,018	272,173	272,709	270,374	-		
Iraqi Islamic Bank	BIIB	250,000	206.6	0.46	115,000	95.0	-	-8.0%	0	3M18	9.4	35.8	15.8	20.1	17.4	1.1	0.9	0.5	0.6	0.4	33,385	8,547	9,610	8,785	2,339	231,727	263,857	273,434	262,900	271,538	-		
Iraqi Middle East Bank	BIME	250,000	206.6	0.19	47,500	39.3	-5.0%	-44.9%	11,265	3M18	11.5	41.6	23.5	8.9	30.0	1.2	0.5	0.5	0.4	0.2	24,468	4,291	6,621	14,133	87	202,780	307,074	276,968	272,093	279,434	-		
Iraq Noor Islamic Bank (NR)	BINI	250,000	206.6	1.00	250,000	206.6	-	-	0	3M18	-	-	-	-	26.9	-	-	-	-	-	-	-	-	-	-	-	-	256	3,544	-	250,971	45,774	-
International Islamic Bank (NR)	BINT	100,000	82.6	1.00	100,000	82.6	-	-	0	3M18	-	-	-	-	-	-	-	-	-	-	-	-	-	-	-	-	-	87	-1,397	-	100,275	45,922	-
Kurdistan International Bank	BKUI	400,000	330.6	1.29	516,000	426.4	-	0.8%	0	3M18	18.4	20.1	13.7	9.1	13.5	1.6	1.6	1.1	0.9	0.8	42,783	44,388	49,854	55,446	3,875	426,431	464,161	506,537	563,580	607,968	-		
Al-Bilad Islamic Bank	BLAD	250,000	206.6	0.35	87,500	72.3	-	-2.8%	0	3M18	-	-	-	-	-	-	-	-	-	-	-	-	-	-	-	-	-	-8,365	-	-	258,705	-	Suspend/ISC
Mosul Bank	BMTI	252,500	208.7	0.20	50,500	41.7	-	-37.5%	0	3M18	5.7	101.2	-	41.0	9.6	0.8	0.7	0.2	0.5	0.2	45,517	2,171	-332	4,053	1,063	261,119	262,940	262,608	266,660	273,548	-		
Al-Mansour Bank	BMNS	250,000	206.6	0.80	200,000	165.3	-7.0%	8.1%	8,049	3M18	17.2	12.4	11.0	17.2	12.5	1.6	0.7	0.8	0.9	0.7	30,001	20,596	24,203	16,967	4,423	280,106	281,792	288,723	290,111	294,391	-		
National Islamic Bank	BNAI	251,000	207.4	1.20	301,200	248.9	-	-0.8%	0	3M18	-	-	8.7	12.8	-	-	-	0.9	1.0	1.0	39,635	37,172	35,386	26,810	4,484	285,821	285,461	288,665	284,832	297,672	-		
National Bank of Iraq	BNOI	250,000	206.6	0.41	102,500	84.7	-	-12.8%	84,023	3M18	14.8	32.4	59.9	4.4	-	1.2	0.9	0.5	0.4	0.4	16,610	8,956	4,166	27,782	-731	168,480	263,429	260,396	287,733	250,000	-		
North Bank	BNOR	300,000	247.9	0.13	39,000	32.2	-	-35.0%	0	3M18	13.8	16.9	-	-	-	1.7	0.9	0.2	0.1	0.1	49,118	23,747	-5,532	-22,937	-1,275	315,484	334,504	329,116	306,180	291,841	-		
Al-Qabedh Islamic Bank (NR)	BQAB	250,000	206.6	1.00	250,000	206.6	-	-	0	3M18	-	-	-	-	-	-	-	-	-	-	-	-	-	-	-	-	-	-	-	-	-	-	
Credit Bank of Iraq	BROI	250,000	206.6	0.48	120,000	99.2	-2.0%	-26.2%	880	3M18	52.2	19.5	12.7	-	21.7	3.1	0.9	0.5	0.6	0.4	13,746	16,016	13,914	5,597	2,096	197,079	290,171	301,810	308,278	318,222	-		
Region Trade Bank (NR)	BRTB	250,000	206.6	1.00	250,000	206.6	-	-	0	3M18	-	-	-	-	-	-	-	-	-	-	-26,042	11,981	12,382	12,614	-	-	-	-	-	247,748	259,291	-	
Sumer Commercial Bank	BSUC	250,000	206.6	0.90	225,000	186.0	-	-	0	3M18	2.9	9.1	10.5	59.6	-	1.3	1.0	0.9	0.8	0.8	87,413	27,726	23,166	4,442	782	196,483	259,853	263,349	267,773	268,362	-		
Trans Iraq Bank for Investment	BTRI	264,000	218.2	0.70	184,800	152.7	-	5.1%	700	3M18	-	-	22.1	19.8	18.4	-	-	-	0.7	0.7	2,050	6,256	11,141	13,070	3,147	68,380	216,510	274,862	276,180	280,539	-		
United Bank	BUND	300,000	247.9	0.15	45,000	37.2	-6.3%	-34.8%	35	3M18	11.7	9.8	5.6	87.8	-	1.0	0.7	0.3	0.3	0.1	37,059	26,334	22,831	1,246	-744	338,833	316,915	321,717	322,776	322,898	-		
Union Bank	BUOI	252,000	208.3	0.29	73,080	60.4	-	-	0	3M18	7.9	16.4	-	-	-	1.6	0.9	0.7	0.4	0.3	52,943	18,636	274	-826	453	215,426	271,691	260,875	264,195	262,065	Suspend/ISC		
World Islamic Bank for Inv. & Fin. (NR)	BIWOR	250,000	206.6	-	-	-	-	-	0	3M18	-	-	-	-	-	68.9	47.9	2.9	-	-	-	-	-	-	-	4,935	4,894	60,020	250,150	251,701	-		
Zain Al-Iraq Islamic Bank (NR)	BZII	250,000	206.6	0.95	237,500	196.3	-	-5.0%	0	3M18	-	-	-	-	-																		

**Table (2.2): Performance of Traded Shares**

Industry Sector (Cont.)	Code	Paid-in Capital		Closing Price (IQD)	Market Cap (IQD mn)	Weekly Chg (%)	YTD Chg (%)	Wk. Turnover (IQD'000)	Last Fin.*	P/E					P/BV					Profit Before Tax (IQD mn)					BV (IQD mn)					Note	
		(IQD mn)	(\$ mn)							FY13	FY14	FY15	FY16	Last*	FY13	FY14	FY15	FY16	Last*	FY13	FY14	FY15	Last*	FY13	FY14	FY15	FY16	Last*			
<b>Industry Sector (Cont.)</b>																															
Al-Mansour Pharma. Ind.	IMAP	6,469	5.3	0.69	4,464	3.7	-	0	3M18	22.0	14.5	10.9	-	27.3	0.8	0.7	0.7	0.6	0.6	298	423	508	-22	112	7,394	7,272	7,549	7,527	7,667	Suspend/ISC	
Modern Chemical Industries (NR)	IMCI	180	0.1	60.00	10,800	8.9	-	1.1%	0	3M18	27.6	35.6	-	-	1.1	2.1	2.7	2.6	2.3	219	345	16	-196	-	5,026	5,265	5,137	4,833	4,776	-	
Modern Construction Mat. (NR)	IMCM	5,371	4.4	0.47	2,524	2.1	-	0	9M13	-	-	-	-	-	-	-	-	-	-	-	-	-	-	1	-	-	-	-	4,687	Suspend/ISC	
Metallic and Bicycles Industries	IMIB	7,500	6.2	2.22	16,650	13.8	-	212.7%	3,119	3M18	-	-	-	-	2.3	2.7	16.7	-	-	-1,849	-1,199	-1,510	-1,238	-178	2,938	1,768	310	-853	-1,800	-	
Modern Sewing	IMOS	1,000	0.8	5.60	5,600	4.6	-2.6%	14.3%	5,110	3M18	22.7	26.8	10.0	33.4	2.8	3.0	2.1	3.5	3.6	116	139	324	148	158	914	1,035	1,316	1,188	1,555	-	
Modern Paint Industries	IMPI	9,214	7.6	1.25	11,517	9.5	-	0	FY15	-	-	-	-	1.3	2.3	2.5	-	2.5	-1,286	-2,312	-1,464	-	-1,464	8,242	5,977	4,536	-	4,536	Suspend/ISC		
National Chemical Industries	INCP	15,188	12.6	0.77	11,694	9.7	-	35.1%	63,138	9M17	-	-	-	-	1.5	2.2	2.0	3.2	4.6	-1,025	-2,744	-2,310	-1,099	-415	8,634	5,944	4,012	2,972	2,557	-	
Ready Made Clothes	IRMC	1,593	1.3	8.40	13,394	11.1	-1.2%	-35.9%	909	3M18	-	-	-	-	5.2	7.8	12.9	13.8	6.0	5	-139	-129	8	370	1,547	1,728	1,690	1,697	2,227	-	
The Light Industries	ITLI	16,800	13.9	0.31	5,208	4.3	-	0	9M16	-	-	-	-	-	-	-	-	-	-	-4,989	-5,406	-4,273	-	-1,899	-8,837	-13,967	-15,907	-	-17,806	Suspend/ISC	
<b>Total</b>		<b>310,363</b>	<b>256.5</b>		<b>876,741</b>	<b>724.6</b>			<b>225,237</b>											<b>3,542</b>	<b>-234</b>	<b>12,280</b>	<b>31,626</b>	<b>943</b>	<b>248,714</b>	<b>251,768</b>	<b>261,064</b>	<b>283,710</b>	<b>363,990</b>		
<b>Hotel &amp; Tourism Sector</b>																															
Ashour Hotel (NR)	HASH	376	0.3	7.00	2,635	2.2	-	0	6M14	-	-	-	-	14.8	16.4	-	-	-	11.8	-25	-	-	-	89	232	-	-	-	224	-	
Baghdad Hotel	HBAG	3,844	3.2	8.50	32,674	27.0	-	0.6%	0	6M17	47.3	45.8	19.2	19.7	17.0	11.4	9.0	4.4	5.5	4.7	1,123	1,212	1,825	2,279	1,587	3,869	4,628	6,015	6,996	6,986	-
Babylon Hotel	HBAY	2,000	1.7	51.50	103,000	85.1	1.0%	37.3%	2,060	3M18	-	-	103.7	69.4	10.2	-	-	46.5	25.7	15.0	5	9	729	937	2,525	174	192	1,548	2,532	6,856	-
Ishtar Hotels	HISH	3,500	2.9	11.60	40,600	33.6	-	-3.3%	1,450	9M17	28.1	32.5	51.0	28.2	20.9	12.8	9.6	4.8	4.0	3.7	1,983	1,824	943	1,653	15	4,341	6,165	10,045	11,703	11,017	-
Karbala Hotels***	HKAR	7,500	6.2	1.00	7,500	6.2	-	-7.4%	0	3M18	35.4	57.6	-	-	1.2	1.4	1.4	1.4	1.3	199	157	1	-33	-11	5,629	5,768	5,769	5,736	5,711	-	
Mansour Hotel	HMAN	2,923	2.4	12.00	35,076	29.0	-	0.9%	0	3M18	-	-	-	-	28.1	42.3	51.5	28.9	37.5	11.5	-953	-55	69	50	312	1,923	1,411	1,529	1,636	3,061	-
National for Tourist Investment	HNTI	6,253	5.2	7.70	48,149	39.8	-1.3%	18.5%	8,090	3M18	60.8	132.0	180.5	72.1	26.1	9.5	13.7	7.3	5.0	3.5	1,180	762	312	737	460	7,452	7,329	7,753	10,687	13,953	-
Palestine Hotel	HPAL	4,470	3.7	12.00	53,640	44.3	-	-5.8%	420	3M18	31.1	22.0	28.6	-	27.7	17.6	9.4	5.4	11.0	11.7	2,508	3,356	1,471	-1,439	484	4,435	7,818	7,711	6,274	4,572	-
Al-Sadeer Hotel	HSAD	1,239	1.0	19.50	24,161	20.0	-	34.5%	0	3M18	-	-	-	-	22.8	34.0	26.2	21.5	-	-37	-	-16	-41	11	1,019	1,021	1,005	969	-1,178	-	
Mosul Dam Tourist Village (NR)	HTVM	240	0.2	5.44	1,306	1.1	-	-8.6%	0	9M15	-	-	-	-	-	-	-	-	-	4	-	-	-	-	45	478	-	-	-	-45	-
<b>Total</b>		<b>32,346</b>	<b>26.7</b>		<b>348,740</b>	<b>288.2</b>			<b>12,020</b>											<b>5,986</b>	<b>7,263</b>	<b>5,335</b>	<b>4,143</b>	<b>5,427</b>	<b>28,596</b>	<b>34,331</b>	<b>41,375</b>	<b>46,533</b>	<b>51,158</b>		
<b>Services Sector</b>																															
Al-Ameen Estate Inv. (NR)	SAEI	6,960	5.8	0.76	5,290	4.4	-	52.0%	0	3M18	-	-	-	-	16.2	1.0	0.7	0.6	0.5	0.8	-98	-47	-177	-175	57	6,846	6,802	5,466	5,778	6,788	-
AL-Badia for General Trans	SBAG	2,200	1.8	0.59	1,298	1.1	-	0	9M16	-	-	-	-	-	2.1	0.9	0.6	-	0.4	-262	-353	-399	-	-433	3,975	3,628	3,300	-	3,300	Suspend/ISC	
Baghdad Passengers Transport	SBPT	1,000	0.8	17.00	17,000	14.0	-	14.9%	0	3M18	24.3	115.7	17.4	9.1	5.7	12.2	17.2	7.3	3.7	4.6	684	238	863	1,418	745	1,358	1,597	2,064	3,497	3,721	-
Iraqi for General Transp.	SIGT	3,900	3.2	0.55	2,145	1.8	-	0	FY15	-	-	-	-	-	2.1	2.3	1.4	-	0.5	-435	-394	-390	-	-390	5,143	4,779	4,504	-	4,504	Suspend/ISC	
Iraqi Land Transport	SILT	14,000	11.6	0.71	9,940	8.2	-	0	9M17	-	-	-	-	-	1.6	1.3	1.1	1.0	0.7	-1,257	-1,609	-745	-1,416	-223	18,747	15,867	15,310	13,908	13,885	Suspend/ISC	
Kharkh Tour Amusement City	SKTA	1,000	0.8	5.09	5,090	4.2	-0.2%	15.7%	19,264	3M18	16.3	73.9	-	-	13.6	4.5	11.5	5.5	5.1	3.7	199	117	-190	3	94	633	750	1,060	1,063	1,391	-
Al-Mosul for Funfairs (NR)***	SMOF	800	0.7	15.00	12,000	9.9	3.4%	106.6%	525	3M14	-	-	-	-	10.4	-	-	-	-	5.1	-	-	-	-	290	-	-	-	-	2,369	-
Mamoura Real-estate Inv.	SMRI	22,780	18.8	1.83	41,687	34.5	-	-3.7%	0	3M18	-	84.8	198.0	134.9	-	3.9	4.3	3.7	2.2	1.8	223	950	375	330	28	16,072	18,558	20,089	20,433	23,352	-
AL-Nukhba for Construction	SNUC	2,066	1.7	0.36	744	0.6	-	0	3M18	100.8	36.0	-	-	-	0.7	0.5	0.5	0.3	0.3	19	42	-36	-36	-3	2,535	2,575	2,605	2,569	2,534	Suspend/GA	
<b>Total</b>		<b>54,706</b>	<b>45.2</b>		<b>95,194</b>	<b>78.7</b>			<b>19,789</b>											<b>-926</b>	<b>-1,056</b>	<b>-699</b>	<b>124</b>	<b>163</b>	<b>55,310</b>	<b>54,555</b>	<b>54,398</b>	<b>47,248</b>	<b>61,844</b>		

Source: Iraq Stock Exchange

**Table (2.3): Performance of Traded Shares**

Code	Paid-in Capital		Closing Price (IQD)	Market Cap		Weekly Chg (%)	YTD Chg (%)	Wk. Turnover (IQD/000)	Last Fin.*	P/E					P/BV					Profit Before Tax (IQD mn)					BV (IQD mn)					Note	
	(IQD mn)	(\$ mn)		(IQD)	(IQD mn)					(\$ mn)	FY13	FY14	FY15	FY16	Last*	FY13	FY14	FY15	FY16	Last*	FY13	FY14	FY15	Last*	FY13	FY14	FY15	FY16	Last*		
<b>Agriculture Sector</b>																															
Al-Ahliya for Agricultural Prod.	AAHP	575	0.5	1.25	719	0.6	-	4.2%	0	3M17	-	28.8	12.3	29.5	15.2	3.2	2.9	2.4	2.4	2.4	-10	22	53	24	5	196	218	271	295	300	-
Iraqi Agr. Prod. Mark. Meat	AIPM	5,000	4.1	4.50	22,500	18.6	-	-43.3%	0	3M18	89.7	-	95.6	-	52.8	4.9	5.3	3.2	2.5	3.3	454	174	286	17	-108	7,124	6,729	7,206	7,271	6,837	-
Iraqi Agricultural Products	AIRP	360	0.3	8.05	2,898	2.4	-	5.2%	0	3M18	25.6	15.8	9.1	42.9	-	3.9	1.6	1.0	1.0	1.1	220	305	367	72	-58	1,239	2,608	2,786	2,573	2,721	-
Iraqi for Seed Production	AISP	10,500	8.7	4.10	43,050	35.6	-	-	0	6M17	3.7	3.7	6.5	7.5	70.8	2.3	-	2.3	1.8	2.0	9,318	9,318	6,568	6,173	-1,404	15,209	-	18,725	24,909	21,597	Suspend/ISC
Modern Animal & Agr. Production	AMAP	4,101	3.4	0.29	1,189	1.0	-	-9.4%	0	3M18	21.1	31.9	23.0	-	-	0.7	0.6	0.5	0.5	0.3	145	81	101	-110	-45	4,372	4,455	4,577	4,467	4,337	-
Middle East Prod. & Mark. - Fish	AMEF	300	0.2	9.64	2,892	2.4	-	19.8%	0	FY17	35.7	15.1	13.6	17.1	40.1	2.5	1.5	1.3	1.3	1.8	126	182	182	158	86	1,487	1,576	1,576	1,706	1,639	-
<b>Total</b>		<b>20,836</b>	<b>17.2</b>		<b>73,248</b>	<b>60.5</b>			<b>0</b>												<b>10,253</b>	<b>10,082</b>	<b>7,556</b>	<b>6,333</b>	<b>-1,524</b>	<b>29,628</b>	<b>15,585</b>	<b>35,142</b>	<b>41,222</b>	<b>37,430</b>	
<b>Insurance Sector</b>																															
Al-Hiyya For Insurance	NAHF	2,500	2.1	0.40	1,000	0.8	-	-	0	FY17	7.0	-	-	-	-	0.7	0.8	0.5	0.4	0.4	357	-207	-174	-45	-121	3,144	2,933	2,774	2,729	2,607	-
Al-Ameen for Insurance**	NAME	3,819	3.2	0.45	1,719	1.4	-	-4.3%	0	3M18	6.1	10.0	11.8	19.5	-	1.1	1.1	1.0	0.8	0.4	776	501	385	206	13	3,541	3,902	3,953	4,065	4,002	-
Dar Al-Salam for Insurance	NDSA	5,000	4.1	0.92	4,600	3.8	-	-6.0%	0	FY17	20.5	16.7	15.9	24.8	72.9	1.5	1.2	0.7	0.6	1.1	363	391	282	138	76	4,199	4,499	4,953	4,683	4,267	-
Gulf Insurance&Reinsurance	NGIR	2,000	1.7	0.60	1,200	1.0	-	13.2%	0	3M18	41.1	-	30.7	40.7	4.0	0.6	2.0	0.9	1.2	0.5	31	-235	65	65	-32	2,194	2,242	1,908	1,957	2,599	-
Al-Hamraa for Insurance (NR)	NHAM	5,000	4.1	0.42	2,100	1.7	-	-	0	3M18	3.3	15.1	4.3	4.4	3.3	0.6	0.9	0.5	0.3	0.2	1,228	409	867	480	563	5,425	5,748	6,476	6,940	8,730	-
<b>Total</b>		<b>18,319</b>	<b>15.1</b>		<b>10,619</b>	<b>8.8</b>			<b>0</b>												<b>2,755</b>	<b>858</b>	<b>1,425</b>	<b>843</b>	<b>498</b>	<b>18,504</b>	<b>19,324</b>	<b>20,064</b>	<b>20,374</b>	<b>22,206</b>	
<b>Investment Sector</b>																															
Al-Ameen Financial Inv. (NR)	VAMF	1,500	1.2	1.15	1,725	1.4	-	-	0	3M18	-	-	-	-	97.1	2.3	2.5	2.4	2.8	3.5	-10	-135	-140	-74	-1	662	800	662	588	486	-
AL- Batek Investment (NR)	VBAT	1,000	0.8	0.72	720	0.6	-	-	18	3M18	51.9	-	-	-	-	0.6	0.6	0.6	0.6	0.6	20	-31	-45	-80	-10	1,430	1,417	1,371	1,291	1,245	-
Al-Khair for Financial Inv. (NR)	VKHF	7,000	5.8	0.22	1,540	1.3	-	-	0	9M16	-	-	-	-	-	0.4	0.4	0.4	-	0.2	-341	-128	-96	-	-62	6,736	6,608	6,512	-	6,512	Suspend/ISC
Bain Al-Nahrain Financial Inv. (NR)	VMES	1,000	0.8	0.90	900	0.7	-	-10.0%	0	3M18	189.6	-	46.1	-	-	0.9	1.0	1.0	1.2	1.3	6	-55	26	-189	-44	1,125	1,033	1,048	859	684	-
AL-Wiaam for Financial Inv.	VWIF	2,000	1.7	0.88	1,760	1.5	-	-1.1%	0	3M18	31.1	-	-	-	51.2	1.4	1.3	1.0	1.0	1.0	113	-355	-45	-2	-17	2,184	1,829	1,785	1,783	1,796	-
Al-Zawraa for Financial Inv.	VZAF	1,150	1.0	0.45	518	0.4	-	12.5%	0	3M18	40.7	49.6	-	-	-	0.9	0.6	0.5	0.4	0.5	33	19	-80	-49	-6	1,303	1,313	1,233	1,184	1,149	-
<b>Total</b>		<b>13,650</b>	<b>11.3</b>		<b>7,163</b>	<b>5.9</b>			<b>18</b>												<b>-177</b>	<b>-685</b>	<b>-381</b>	<b>-394</b>	<b>-140</b>	<b>13,441</b>	<b>13,000</b>	<b>12,611</b>	<b>5,705</b>	<b>11,871</b>	
<b>Money Transfer Sector</b>																															
Al-Hairir for Money Transfer (NR) ***	MTAH	100,000	82.6	1.00	100,000	82.6	-	53.8%	0	3M18	-	-	-	-	84.5	-	-	-	-	2.1	49	114	239	516	305	15,228	15,374	45,523	45,952	47,168	-
Al-Taif Money Transfer (NR)	MTAI	38,000	31.4	3.00	114,000	94.2	-	-	0	FY17	-	-	-	-	-	-	-	2.6	2.1	2.5	186	533	691	278	293	25,500	38,930	45,947	46,177	46,201	Suspend/ISC
Al-Manataa for Money Trans. (NR)(NR)	MTMA	45,000	37.2	-	-	-	-	-	0	FY17	-	-	-	-	-	-	-	-	-	-	3	-35	-47	3	388	15,018	14,983	44,936	44,938	45,318	-
Mouta for Remittance (NR)(NR)	MTMO	100,000	82.6	-	-	-	-	-	0	FY17	-	-	-	-	-	-	-	-	-	-	45	-58	24	91	145	15,207	15,149	45,169	45,245	100,387	Suspend/ISC
Al-Maraj Al-Alamiya for Money T. (NR)	MTMR	100,000	82.6	1.00	100,000	82.6	-	-	0	FY16	-	-	-	-	-	-	-	-	-	-	-	-42	10	46	46	-	-	99,884	99,923	99,923	-
Al-Nibal Al Arabia for Money Transfer (NR)	MTNI	45,000	37.2	1.00	45,000	37.2	-	-	0	3M18	-	-	-	-	-	-	-	1.0	1.0	1.0	86	69	89	82	-120	15,311	25,379	45,436	45,469	45,400	-
Alnoor for Money Transfer (NR)	MTNN	45,000	37.2	0.32	14,400	11.9	-	-68.0%	0	3M18	-	-	-	-	23.9	-	-	-	-	-	-7	62	366	30	-6	10,212	20,287	45,598	45,628	46,358	-
Nobles for Money Transfer (NR)(NR)	MTNO	30,000	24.8	1.00	30,000	24.8	-	-	0	3M18	-	-	-	-	-	-	-	-	-	0.7	343	148	290	161	-52	10,477	20,602	45,839	45,520	45,740	-
Al-Rabita Almalia for Money Tr. (NR)	MTRA	100,000	82.6	0.50	50,000	41.3	-	-	0	3M18	-	-	-	-	-	-	-	-	-	1.1	19	8	24	315	-4	15,111	15,117	45,138	45,400	45,605	Suspend/GA
<b>Total</b>		<b>603,000</b>	<b>498</b>		<b>453,400</b>	<b>375</b>			<b>0</b>												<b>724</b>	<b>799</b>	<b>1,687</b>	<b>1,522</b>	<b>994</b>	<b>122,063</b>	<b>165,822</b>	<b>463,470</b>	<b>464,252</b>	<b>522,100</b>	
<b>Grand Total</b>		<b>11,744,503</b>	<b>9,706</b>		<b>15,060,261</b>	<b>12,446</b>			<b>684,264</b>												<b>1,491,967</b>	<b>1,283,898</b>	<b>743,416</b>	<b>416,046</b>	<b>129,443</b>	<b>10,271,024</b>	<b>11,630,147</b>	<b>12,703,870</b>	<b>13,910,724</b>	<b>12,625,448</b>	

Source: Iraq Stock Exchange

\*Last Financials: The date of the most recent financial statements.

P/E (Last): While calculating P/E (Last), we divided "Current Mcap" to "trailing net profit" when the recently announced financial statements are for the interim period. For the companies which trailing profit cannot be calculated due to lack of information, we divided "Current Mcap" to "annualized YTD profit," while calculating P/E (Last). We adjusted unaudited profit before tax values by deducting 15% income tax, while calculating annualized YTD profit.

P/BV (Last): Calculated by dividing "Current Mcap" to "BV in its Last Financials".

\*\*When the original shares resume trading, we start using the number of shares that the company will reach after the capital increase with the assumption that the capital increase was reflected to the price of the shares. We use the new capital in calculating Mcap, too.

Note: "Suspend/ISC" companies are not trading due to ISC Instructions.

"Suspend/GA" companies are not trading due to General Assembly Meetings

"(NR)": These are the companies which are trading in the Non-Regular market (in compliance with Iraq Securities Commission law numbered 132/9 on 20/12/2012). These companies were moved to the secondary market (non-regular) because of the decrease in their trading volume and the number of days that these companies are being traded for. Please note, according to the Regulations of the Secondary Market, in each trading session, the average share price will be calculated for each share. The maximum increase and decrease of +/- 20% will be based on the average price in the previous session. The price should be valid during three effective trading sessions after the listing, and it will be free in the first trading session after capital increasing.

**For any inquiries, contact:**

**Research**

Aysegul Ozge Ozgur (SVP, Head of Research)

[aozgur@rs.iq](mailto:aozgur@rs.iq)

Tugba Tan (Analyst)

[ttan@rs.iq](mailto:ttan@rs.iq)

Ahmed Abdul - Ameer (Junior Analyst)

[aameer@rs.iq](mailto:aameer@rs.iq)

Lana Nihad (Associate)

[lnihad@rs.iq](mailto:lnihad@rs.iq)

[research@rs.iq](mailto:research@rs.iq)

Tel: +90 212 219 2524

**Trading**

[traders@rs.iq](mailto:traders@rs.iq)

Tel: +964 727 002 0407

**Info**

[info@rs.iq](mailto:info@rs.iq)

Tel: +964 (790) 133 1492

**RS Bloomberg page: <RSIQ>**


**RS Website: RS.IQ**



Asiacell has won “EMEA Finance’s Best IPO in EMEA award” in EMEA Finance’s Achievement Awards 2013.  
(Arranger of the deal: Rabee Securities (RS))



Asiacell was named the winner of the corporate finance category in the 2013 Association of Corporate Treasures Middle East Deals (ACTME) of the Year Awards.  
(Arranger of the deal: Rabee Securities (RS))



RS is a proud supporter of the Iraq Pavilion in the Venice Biennale .  
2011 - 2013 - 2015 - 2017

**Baghdad HQ**

903/14/19  
Karada, Baghdad, Iraq  
Tel: +964 727 002 0407

**Erbil**

Italian Village offices  
Office Number: 32, Erbil, Iraq  
Tel: +964 770 493 9999

**Suleymani**

Rand Gallery  
Office No: 4, Floor: 6, Suleymani, Iraq  
Tel: +964 770 651 9944

**Istanbul Rep. Office**

Halaskargazi Cad. 103/16  
Osmanbey, Istanbul, Turkey  
Tel: +90 212 219 2524  
Mob: +90 539 456 4566

**DISCLAIMER**

This publication may not be reproduced, modified, or re-disseminated in whole or in part without the prior written permission of Rabee Securities. The information provided herein is of a general nature and for informational purposes only and is not intended to serve as an offer or solicitation with respect to the purchase or sale of any security, or as a recommendation to adopt any particular trading strategy. Such information is subject to change without prior notice. Although Rabee Securities obtains information from sources it considers reliable, Rabee Securities makes no representations or warranties, express or implied, as to the information's accuracy or completeness. Furthermore, such information may be incomplete or condensed. Rabee Securities, its affiliates, directors, employees, assigns, agents, and successors bear no liability for any errors or omissions in this publication or for any losses arising from the use of or reliance upon this information. This limitation on liability applies to direct, indirect, consequential, special, punitive, or other damages, as well as damages for loss of profits or business interruption. Investors shall bear all responsibility for investment decisions taken on the basis of the contents of this report. Rabee Securities strongly advises potential investors to seek financial guidance when determining whether an investment is appropriate to their needs. All estimates included in this report constitute Rabee Securities' opinion as of the date published on the report and are subject to change without notice.