

For any inquiries, contact:

Research

Aysegul Ozge Ozgur
SVP, Head of Research (aozgur@rs.iq)

Tugba Tan

Analyst (ttan@rs.iq)

Lana Nihad

Associate (lnihad@rs.iq)

research@rs.iq

Trading

traders@rs.iq

Address: 903/14/19 Karada, Baghdad-Iraq

Tel: +964 (0) 727 002 0407

info@rs.iq

RS Website: RS.IQ

RS Bloomberg page: <RSIQ>

Closing prices for the shares traded on the ISX are now available on Bloomberg.

DISCLAIMER

This publication may not be reproduced, modified, or re-disseminated in whole or in part without the prior written permission of Rabee Securities. The information provided herein is of a general nature and for informational purposes only and is not intended to serve as an offer or solicitation with respect to the purchase or sale of any security, or as a recommendation to adopt any particular trading strategy. Such information is subject to change without prior notice. Although Rabee Securities obtains information from sources it considers reliable, Rabee Securities makes no representations or warranties, express or implied, as to the information's accuracy or completeness. Furthermore, such information may be incomplete or condensed. Rabee Securities, its affiliates, directors, employees, assigns, agents, and successors bear no liability for any errors or omissions in this publication or for any losses arising from the use of or reliance upon this information. This limitation on liability applies to direct, indirect, consequential, special, punitive, or other damages, as well as damages for loss of profits or business interruption. Investors shall bear all responsibility for investment decisions taken on the basis of the contents of this report. Rabee Securities strongly advises potential investors to seek financial guidance when determining whether an investment is appropriate to their needs. All estimates included in this report constitute Rabee Securities' opinion as of the date published on the report and are subject to change without notice.

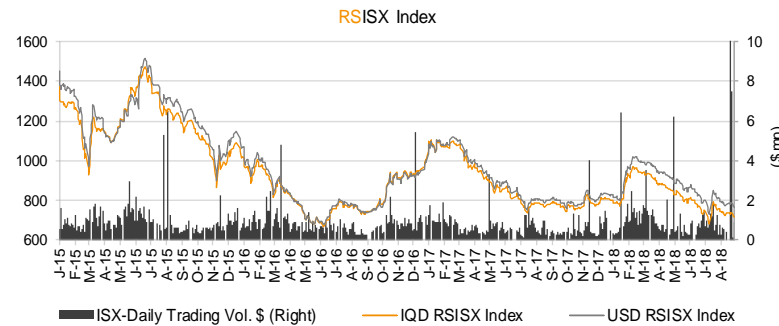
Daily Bulletin / Thursday

Iraqi Dinar Value

(CBI Auction Price: 1190* / Market Exchange Rate: 1215)

Daily Value Traded

IQD461,842,297



*The CBI increased selling price of one US\$ from 1184 IQD to 1190 IQD starting from May 24, 2018 while keeping buying price of one US\$ at 1182 IQD. The CBI stated that the maximum US\$ selling price of one US\$ by banks and other financial institutions would be 1200 IQD.

The RSISX Performance

	Close	Change (d/d)	Change (YTD)
IQD RSISX	717	0.1%	-11.6%
USD RSISX	766	0.1%	-8.3%

News from Iraq

Politics

- The head of the Kurdistan Democratic Party Massoud Barzani sent on Wednesday a message to the people of Basra, while noting that the demands of the people of Basra are simple and not impossible. (Alsumaria)
- Protesters continued on Thursday to block the entrance to Iraq's Umm Qasr commodities port near Basra, port employees and local officials said. (Reuters)
- The Special Representative of the United Nations Secretary-General (SRSG) for Iraq, Mr. Ján Kubiš, calls for calm and urges the authorities to avoid using disproportionate, lethal force against the demonstrators and provide the necessary protection for the people of Basra. (Iraq Business News)

Economics

- Anbar provincial council announced the Jordanian approval to host the investment companies to discuss work opportunities in the province. Member of the council Sabah Karhout stated that the conference will discuss investment opportunities in the province including the allocation part of Habaniya military airport for civil aviation, in addition other projects connected with the highway and infrastructures. Arab and foreign companies will participate in the conference, he added. (Iraq Trade Link)

ISX, ISC & CBI

6M18 - unaudited financial statements:

National Islamic Bank (BNAI): B/S – 6M18: Assets: IQD727.2 bn, -1% q/q (-10% ytd), Monetary credits: IQD501.8 bn, +8% q/q (-8% ytd), Cash: IQD112.8 bn, -35% (-42% ytd), Deposits: IQD381.8 bn, -2% q/q (-19% ytd), Shareholders' Equity (BV): IQD299.7 bn, +1% q/q (+2% ytd). **P&L - 2Q18:** NBI: IQD3.7 bn, -43% q/q (-58% y/y), Profit bef. tax: IQD2.0 bn, -55% q/q (-72% y/y). **P&L - 6M18:** NBI: IQD10.3 bn, -45% y/y, Profit bef. tax: IQD6.5 bn, -58% y/y.

Gulf Commercial Bank (BGUC): B/S – 6M18: Assets: IQD630.6 bn, -4% q/q (-4% ytd), Monetary credits: IQD160.6 bn, -11% q/q (-14% ytd), Cash: IQD214.5 bn, -10% (-3% ytd), Deposits: IQD243.4 bn, -9% q/q (-11% ytd), Shareholders' Equity (BV): IQD322.9 bn, +0.1% q/q (+0.4% ytd). **P&L - 2Q18:** NBI: IQD4.3 bn, -8% q/q (-5% y/y), Profit bef. tax: IQD1.1 bn, +16% q/q (+17% y/y). **P&L - 6M18:** NBI: IQD9.0 bn, -30% y/y, Profit bef. tax: IQD2.0 bn, -61% y/y.

Dijlah & Furat Bank (BDFD): B/S – 6M18: Assets: IQD291.1 bn, -1% q/q (-2% ytd), Monetary credits: IQD87.2 bn, -1% q/q (-2% ytd), Debtors: IQD153.9 bn, -0.2% (-3% ytd), Deposits: IQD66.3 bn, -2% q/q (-8% ytd), Shareholders' Equity (BV): IQD122.7 bn -0.1% q/q (-0.3% ytd). **P&L - 2Q18:** NBI: IQD0.6 bn, -43% q/q (-26% y/y), Profit bef. tax: -IQD0.1 bn, (-IQD0.2 bn in 1Q18 and +IQD0.1 bn in 2Q17). **P&L - 6M18:** NBI: IQD1.3 bn, -9% y/y, Profit bef. tax: -IQD0.4 bn, (-IQD0.5 bn in 6M17).

- Al Taif Money Transfer (MTAI) will hold an AGM* on Sep. 23, 2018 to discuss and approve 2017 annual financial results. The company has been suspended since Dec. 12, 2017 because the company declared changing its activities into an Islamic bank.

- National Company for Tourism Investment (HNTI) resumed trading on Sep. 6, 2018 after discussing and approving 2017 annual financial results and to distribute 7% cash dividend (IQD0.07 dividend per share, 0.9% dividend yield).

Best and Worst Performers

Best Performers	Code	Closing Price(IQD)	% Chg.	Trading Vol. (\$'000)/d
United Bank	BUND	0.130	8.3%	0.01
Bank of Baghdad	BBOB	0.410	2.5%	35.99
Iraqi For Tufted Carpets	IITC	7.500	1.4%	3.13
Modern Sewing	IMOS	4.150	1.2%	0.17
Iraqi for Seed Production	AISP	4.830	0.6%	16.54

Worst Performers	Code	Closing Price(IQD)	% Chg.	Trading Vol. (\$'000)/d
Zain Al-Iraq Islamic Bank (NR)	BZII	0.300	-14.3%	0.02
Al-Ameen for Insurance	NAME	0.350	-7.9%	0.57
Al-Mansour Bank	BMNS	0.880	-5.4%	0.01
Ashur International Bank	BASH	0.250	-3.8%	3.63
National Bank of Iraq	BNOI	0.270	-3.6%	15.78

Top 5 Trading Volume	Code	Trading Vol. (IQDmn)/d	Trading Vol. (\$'000)/d	Share in total T. Volume
Alnoor for Money Transfer (NR)	MTNN	300.0	246.9	65.0%
Bank of Baghdad	BBOB	43.7	36.0	9.5%
Baghdad Soft Drinks	IBSD	35.9	29.5	7.8%
Iraqi for Seed Production	AISP	20.1	16.5	4.4%
National Bank of Iraq	BNOI	19.2	15.8	4.2%

Distribution of Trading Volumes by Sectors

Sector	Trading Vol. (IQD mn)/d	Trading Vol. ('000 \$)/d	Share in Total Trading Volume (%)
Telecom Sector	8.6	7.1	1.9%
Banking Sector	80.6	66.4	17.5%
Industry Sector	43.9	36.2	9.5%
Hotels & Tourism Sec.	-	-	-
Services Sector	3.6	3.0	0.8%
Agriculture Sector	24.4	20.1	5.3%
Insurance Sector	0.7	0.6	0.2%
Investment Sector	-	-	-
Money Transfer sector	300.0	246.9	65.0%
Total	461.8	380.1	100.0%

Daily Transactions in Brief

The **RSISX** index ended the day at **IQD717 / \$766 (+0.1%)** (-11.6% YTD and -8.3% YTD, respectively).

The number of traded shares was **1.2 bn** and the trading volume was **IQD0.5 bn (\$0.4 mn)**.

6 out of **23** traded listed stocks' price increased while the prices of **6** stocks decreased and the price of remaining **11** stocks haven't changed.

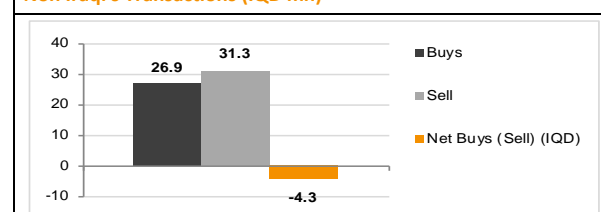
Non Iraqis executed 124 transactions in this session:

Buys: **48** transactions in **3** companies operating in telecom, industry and services sectors.

Sell: **76** transactions in **3** companies operating in telecom, industry and banking sectors.

Net sell: **IQD4.3 mn (\$4 K)**. Share in total trading volume: **6.3%**

Non Iraqi's Transactions (IQD mn)



Note: Follow Rabee Securities (RS) on Twitter, join Facebook and LinkedIn groups.



Performance of Traded Shares

Company Names	ISX Code	Opening Price (IQD/share)	Price at Session Close (IQD/share)	Previous Closing Price (IQD/share)	Change in Closing Price	Highest Price (IQD/share)	Lowest Price (IQD/share)	No. of Trades (#/d)	No. of Traded Shares (mn)/d	Trading Vol. (IQD mn) /d	Avg. Daily Trading Vol. (Excluding Cross Trans.) ('000 \$)*	Mcap (\$mn)	Last Fin.**	P/E (Last)	P/BV (Last)
Telecom Sector															
Asiacell Communications PJSC	TASC	-	no trade	7.85	-	-	-	-	-	-	126.1	2,002.9	6M18	20.9	1.5
Al-Khatem Telecom (NR)	TZNI	2.86	2.86	2.86	0.0%	2.86	2.86	10	3	9	24.4	4,307.1	6M18	123.8	2.5
Telecom Sector Total								10	3	9		6,310.0			
Banking Sector															
Al-Arabiya Islamic Bank (NR)	BAAI	-	no trade	1.00	-	-	-	-	-	-	-	205.8	6M18	-	1.0
Ashur International Bank	BASH	0.26	0.25	0.26	-3.8%	0.26	0.25	5	17	4	18.0	51.4	3M18	-	0.2
Babylon Bank	BBAY	-	Suspend/ISC	0.19	-	-	-	-	-	-	1.2	39.1	6M18	8.4	0.2
Bank of Baghdad	BBOB	0.40	0.41	0.40	2.5%	0.41	0.39	49	109	44	112.4	84.4	6M18	-	0.4
Cihan Bank for Islamic & Finance	BCIH	-	no trade	2.65	-	-	-	-	-	-	37.3	556.2	6M18	53.0	2.1
Commercial Bank of Iraq	BCOI	0.43	0.43	0.43	0.0%	0.43	0.43	5	11	5	10.9	88.5	6M18	10.2	0.4
Dijlah & Furat Bank (NR)	BDFD	-	Suspend/ISC	0.25	-	-	-	-	-	-	0	23.0	6M18	-	0.2
Dar Es Salaam Inv. Bank (NR)***	BDSI	-	Suspend/ISC	0.13	-	-	-	-	-	-	0	26.7	3M18	-	0.2
Economy Bank (NR)	BEFI	-	Suspend/ISC	0.53	-	-	-	-	-	-	0	108.6	6M18	-	0.5
Elaf Islamic Bank	BELF	-	no trade	0.22	-	-	-	-	-	-	0.2	45.3	6M18	26.0	0.2
Erbil Bank for Invest. & Finance (NR)	BERI	-	no trade	-	-	-	-	-	-	-	-	-	9M17	-	-
Gulf Commercial Bank	BGUC	0.19	0.20	0.20	0.0%	0.20	0.19	7	9	2	68.6	49.4	6M18	31.4	0.2
Investment Bank of Iraq	BIBI	0.33	0.32	0.33	-3.0%	0.33	0.32	12	14	5	50.7	65.8	3M18	29.0	0.3
International Development Bank (NR)	BIDB	-	no trade	0.81	-	-	-	-	-	-	-	166.3	6M18	18.9	0.7
Iraqi Islamic Bank	BIIB	-	Suspend/ISC	0.41	-	-	-	-	-	-	107.3	84.4	6M18	24.4	0.4
Iraqi Middle East Bank	BIME	-	Suspend/ISC	0.18	-	-	-	-	-	-	16.3	37.0	6M18	-	0.2
Iraq Noor Islamic Bank (NR)	BINI	-	no trade	0.98	-	-	-	-	-	-	-	200.8	6M18	24.6	0.9
International Islamic Bank (NR)	BINT	-	no trade	0.98	-	-	-	-	-	-	-	81.0	6M18	-	1.0
Al Janoob Islamic Bank (NR)	BJAB	-	no trade	-	-	-	-	-	-	-	-	-	6M18	-	-
Kurdistan International Bank	BKUI	-	no trade	1.25	-	-	-	-	-	-	37.0	411.5	3M18	11.4	0.8
Al-Bilad Islamic Bank (NR)	BLAD	-	Suspend/ISC	0.35	-	-	-	-	-	-	7.1	72.0	6M18	-	0.3
Mosul Bank	BMFI	0.18	0.18	0.18	0.0%	0.18	0.18	4	9	2	77.0	37.4	6M18	11.6	0.2
Al-Mansour Bank	BMNS	0.88	0.88	0.93	-5.4%	0.88	0.88	1	0	0	5.5	181.1	6M18	12.5	0.8
National Islamic Bank	BNAI	-	no trade	1.21	-	-	-	-	-	-	4.7	250.0	6M18	-	1.0
National Bank of Iraq	BNOI	0.27	0.27	0.28	-3.6%	0.27	0.27	47	71	19	9.8	55.6	6M18	-	0.3
North Bank	BNOR	-	Suspend/ISC	0.11	-	-	-	-	-	-	38.9	27.2	6M18	-	0.1
Al-Qabedh Islamic Bank (NR)	BQAB	-	Suspend/ISC	1.00	-	-	-	-	-	-	365.2	205.8	6M18	-	1.1

Performance of Traded Shares

Company Names	ISX Code	Opening Price (IQD/share)	Price at Session Close (IQD/share)	Previous Closing Price (IQD/share)	Change in Closing Price	Highest Price (IQD/share)	Lowest Price (IQD/share)	No. of Trades (#/d)	No. of Traded Shares (mn)/d	Trading Vol. (IQD mn) /d	Avg. Daily Trading Vol. (Excluding Cross Trans.) ('000 \$)*	Mcap (\$mn)	Last Fin.**	P/E (Last)	P/BV (Last)
Banking Sector (Cont.)															
Credit Bank of Iraq (NR)	BROI	-	no trade	0.42	-	-	-	-	-	-	2.9	86.4	6M18	14.4	0.3
Region Trade Bank (NR)	BRTB	-	no trade	1.00	-	-	-	-	-	-	0.0	205.8	6M18	24.4	0.9
Sumer Commercial Bank	BSUC	-	43,319.00	0.90	-	-	-	-	-	-	3.3	185.2	6M18	-	0.8
Trans Iraq Bank for Investment	BTRI	0.70	0.70	0.70	0.0%	0.70	0.70	1	1	1	0.1	152.1	6M18	17.9	0.7
Trust International Islamic Bank (NR)	BTRU	-	no trade	-	-	-	-	-	-	-	-	-	6M18	-	-
United Bank	BUND	0.13	0.13	0.12	8.3%	0.13	0.13	1	0	0	0.7	32.1	6M18	-	0.1
Union Bank (NR)	BUOI	-	Suspend/ISC	0.29	-	-	-	-	-	-	0	60.1	6M18	-	0.3
World Islamic Bank for Inv. & Fin. (NR)	BWOR	-	no trade	-	-	-	-	-	-	-	-	-	3M18	-	-
Zain Al-Iraq Islamic Bank (NR)	BZII	0.30	0.30	0.35	-14.3%	0.30	0.30	1	0	0	130.9	61.7	6M18	-	0.3
Banking Sector Total								133	242	81		3,937.7			
Industry Sector															
Baghdad for Packing Materials	IBPM	-	no trade	1.26	-	-	-	-	-	-	0.0	1.1	6M18	36.5	1.3
Baghdad Soft Drinks	IBSD	3.61	3.67	3.67	0.0%	3.67	3.50	80	10	36	121.4	535.6	6M18	16.9	2.1
Electronic Industries	IELI	-	Suspend/ISC	0.45	-	-	-	-	-	-	0	6.7	6M17	-	0.6
Fallujah for Construction Mat. (NR)	IFCM	-	Suspend/ISC	1.51	-	-	-	-	-	-	0	3.9	9M13	87.4	1.6
Nationality Househ. Furniture (NR)	IHFI	-	Suspend/ISC	0.90	-	-	-	-	-	-	0	0.9	3M14	-	0.6
Al-Hilal Industries	IHLI	-	Suspend/ISC	0.35	-	-	-	-	-	-	29.7	3.6	9M17	-	-
Iraqi for Carton Manufact. & Trading	IICM	-	Suspend/ISC	0.27	-	-	-	-	-	-	0	1.7	6M18	-	-
Iraqi Date Processing&Marketing	IIDP	-	no trade	1.09	-	-	-	-	-	-	11.8	15.5	3M18	-	1.2
Iraqi Engineering Works	IIEW	-	no trade	0.78	-	-	-	-	-	-	0.2	1.0	6M18	88.5	0.9
Iraqi For Tufted Carpets	IITC	7.40	7.50	7.40	1.4%	7.50	7.40	11	1	4	1.4	3.1	6M18	8.3	1.5
Al -Khazer for Construction M. (NR)	IKHC	-	Suspend/ISC	1.27	-	-	-	-	-	-	0	1.1	9M13	34.2	1.1
AL- Kindi of Veterinary Vac.	IKLV	-	Suspend/ISC	1.61	-	-	-	-	-	-	22.5	7.9	6M18	14.9	1.5
Al-Mansour Pharma. Ind.	IMAP	0.64	0.65	0.65	0.0%	0.65	0.64	7	6	4	20.7	3.5	6M18	25.9	0.5
Modern Chemical Industries (NR)	IMCI	-	Suspended/GA	60.00	-	-	-	-	-	-	0.0	8.9	3M18	-	2.3
Modern Construction Mat. (NR)	IMCM	-	Suspend/ISC	0.47	-	-	-	-	-	-	0	2.1	9M13	-	0.5
Metallic Ind. and Bicycles	IMIB	-	Suspend/ISC	1.75	-	-	-	-	-	-	7.4	10.8	6M18	-	-
Modern Sewing	IMOS	4.15	4.15	4.10	1.2%	4.15	4.15	1	0	0	1.9	3.4	6M18	8.3	2.7
Modern Paint Industries (NR)	IMPI	-	Suspend/ISC	1.25	-	-	-	-	-	-	0	9.5	FY15	-	2.5
National Chemical Industries	INCP	-	Suspend/ISC	0.71	-	-	-	-	-	-	44.4	8.9	9M17	-	4.2
Ready Made Clothes	IRMC	8.35	8.35	8.35	0.0%	8.35	8.35	1	0	0	0.8	10.9	6M18	22.4	5.8
The Light Industries (NR)	ITLI	-	Suspend/ISC	0.31	-	-	-	-	-	-	0	4.3	9M16	-	-
Industry Sector Total								100	17	44		644.3			
Hotels & Tourism Sector															
Ashour Hotel (NR)	HASH	-	no trade	7.20	-	-	-	-	-	-	0.1	2.2	6M14	15.3	12.1
Baghdad Hotel	HBAG	-	Suspend/ISC	8.40	-	-	-	-	-	-	0.9	26.6	6M18	14.3	4.6
Babylon Hotel	HBAY	-	Suspend/ISC	47.60	-	-	-	-	-	-	5.8	78.4	6M18	19.4	14.0
Ishtar Hotels	HISH	-	Suspend/ISC	10.00	-	-	-	-	-	-	3.4	28.8	6M18	-	3.1
Karbala Hotels****	HKAR	-	no trade	1.00	-	-	-	-	-	-	0.3	6.2	6M18	-	1.3

Source: Iraq Stock Exchange

Performance of Traded Shares

Company Names	ISX Code	Opening Price (IQD/share)	Price at Session Close (IQD/share)	Previous Closing Price (IQD/share)	Change in Closing Price	Highest Price (IQD/share)	Lowest Price (IQD/share)	No. of Trades (#/d)	No. of Traded Shares (mn)/d	Trading Vol. (IQD mn) /d	Avg. Daily Trading Vol. (Excluding Cross Trans.) ('000 \$)*	Mcap (\$mn)	Last Fin. **	P/E (Last)	P/BV (Last)
Hotels & Tourism Sector (Cont.)															
Mansour Hotel	HMAN	-	no trade	12.35	-	-	-	-	-	-	1.1	29.7	6M18	56.0	11.8
National for Tourist Investment	HNTI	-	no trade	7.53	-	-	-	-	-	-	4.4	38.8	6M18	45.4	3.3
Palestine Hotel	HPAL	-	Suspend/ISC	10.30	-	-	-	-	-	-	5.7	37.9	6M18	25.4	10.1
Al-Sadeer Hotel***	HSAD	-	no trade	13.50	-	-	-	-	-	-	8.7	19.3	6M18	-	-
Mosul Dam Tourist Village (NR)	HTVM	-	no trade	5.00	-	-	-	-	-	-	0.1	1.0	9M15	-	-
Hotel&Tourism Sector Total												269.1			
Services Sector															
Al-Ameen Estate Inv. (NR)	SAEI	-	no trade	0.76	-	-	-	-	-	-	0.1	4.4	6M18	11.9	0.8
AL-Badia for General Trans	SBAG	-	Suspend/ISC	0.59	-	-	-	-	-	-	0	1.1	9M16	-	0.4
Baghdad Passengers Transport	SBPT	-	no trade	16.50	-	-	-	-	-	-	1.0	13.6	6M18	8.4	3.7
Iraqi for General Transp. (NR)	SIGT	-	Suspend/ISC	0.55	-	-	-	-	-	-	0	1.8	FY15	-	0.5
Iraqi Land Transport	SILT	-	Suspend/ISC	0.71	-	-	-	-	-	-	0	8.2	6M18	27.3	0.8
Kharkh Tour Amuzement City	SKTA	-	no trade	4.68	-	-	-	-	-	-	10.4	3.9	6M18	37.1	3.5
Al-Mosul for Funfairs (NR)	SMOF	-	no trade	12.66	-	-	-	-	-	-	2.6	8.3	3M14	8.7	4.3
Mamoura Real-estate Inv.	SMRI	1.80	1.80	1.80	0.0%	1.80	1.80	5	2	4	11.8	33.7	6M18	-	1.8
AL-Nukhba for Construction	SNUC	-	no trade	0.36	-	-	-	-	-	-	0.2	0.6	6M18	-	0.3
Services Sector Total								5	2	4		75.5			
Agriculture Sector															
Al-Ahlyia for Agricultural Prod.	AAHP	-	no trade	1.12	-	-	-	-	-	-	0.6	0.5	3M18	12.9	2.0
Iraqi Agr. Prod. Mark. Meat	AIPM	4.25	4.32	4.30	0.5%	4.35	4.20	6	0	2	3.3	17.8	6M18	52.7	3.1
Iraqi Agricultural Products	AIRP	8.00	8.00	8.00	0.0%	8.00	8.00	2	0	3	0.9	2.4	6M18	-	1.1
Iraqi for Seed Production	AISP	4.80	4.83	4.80	0.6%	4.84	4.76	44	4	20	0	41.7	3M18	8.7	2.1
Modern Animal & Agr. Production	AMAP	-	Suspend/ISC	0.29	-	-	-	-	-	-	0.0	1.0	6M18	-	0.3
Middle East Prod. & Mark. - Fish	AMEF	-	no trade	12.00	-	-	-	-	-	-	6.0	3.0	3M18	30.2	2.2
Agriculture Sector Total								52	5	24		66.4			
Insurance Sector															
AHliya For Insurance (NR)	NAHF	-	no trade	0.39	-	-	-	-	-	-	0.1	0.8	6M18	-	0.4
Al-Ameen for Insurance	NAME	0.35	0.35	0.38	-7.9%	0.35	0.35	6	2	1	0.2	1.1	6M18	-	0.3
Dar Al-Salam for Insurance (NR)	NDSA	-	no trade	0.78	-	-	-	-	-	-	0.1	3.2	6M18	27.6	0.7
Gulf Insurance&Reinsurance	NGIR	-	no trade	0.56	-	-	-	-	-	-	0.6	0.9	6M18	-	0.5
Al-Hamraa for Insurance (NR)	NHAM	-	no trade	0.42	-	-	-	-	-	-	-	1.7	6M18	4.3	0.2
Insurance Sector Total								6	2	1		7.8			

Source: Iraq Stock Exchange

Performance of Traded Shares

Company Names	ISX Code	Opening Price (IQD/share)	Price at Session Close (IQD/share)	Previous Closing Price (IQD/share)	Change in Closing Price	Highest Price (IQD/share)	Lowest Price (IQD/share)	No. of Trades (#/d)	No. of Traded Shares (mn)/d	Trading Vol. (IQD mn) /d	Avg. Daily Trading Vol. (Excluding Cross Trans.) ('000 \$)*	Mcap (\$mn)	Last Fin.**	P/E (Last)	P/BV (Last)
Investment Sector															
Al-Ameen Financial Inv. (NR)	VAMF	-	no trade	1.15	-	-	-	-	-	-	0.0	1.4	6M18	24.8	1.7
AL- Batek Investment (NR)	VBAT	-	no trade	0.72	-	-	-	-	-	-	0.0	0.6	6M18	-	0.6
Al-Khair for Financial Inv. (NR)	VKHF	-	Suspend/ISC	0.22	-	-	-	-	-	-	0	1.3	9M16	-	0.2
Bain Al-Nahrain Financial Inv. (NR)	VMES	-	no trade	0.90	-	-	-	-	-	-	0.0	0.7	6M18	-	1.3
AL-Wiaam for Financial Inv. (NR)	VWIF	-	no trade	0.88	-	-	-	-	-	-	0.1	1.4	6M18	38.0	1.0
Al-Zawraa for Financial Inv. (NR)	VZAF	-	no trade	0.36	-	-	-	-	-	-	0.0	0.3	6M18	-	0.4
Investment Sector Total												5.8			
Money Transfer Sector															
Al-Harir for Money Transfer (NR) ***	MTAH	-	no trade	1.00	-	-	-	-	-	-	308.1	82.3	6M18	103.0	2.1
Al-Taif Money Transfer (NR)	MTAI	-	Suspend/ISC	3.00	-	-	-	-	-	-	0	93.8	FY17	-	2.5
Al-Manafaa for Money Trans. (NR)	MTMA	-	no trade		-	-	-	-	-	-	-	-	6M18	-	-
Mouta for Remittance (NR)	MTMO	-	Suspend/ISC		-	-	-	-	-	-	0	-	FY17	-	-
Al-Maraj Al-Alamiya for Money T. (NR)	MTMR	-	Suspend/GA	1.00	-	-	-	-	-	-	0	82.3	FY16	-	1.0
Al Nibal Al Arabya for Money T. (NR)	MTNI	-	no trade	1.00	-	-	-	-	-	-	-	37.0	6M18	178.6	1.0
Alnoor for Money Transfer (NR)	MTNN	0.32	0.32	0.32	0.0%	0.32	0.32	1	938	300	89.4	11.9	6M18	87.3	0.3
Nobles for Money Transfer (NR)	MTNO	-	no trade	1.00	-	-	-	-	-	-	-	24.7	6M18	-	0.7
Al-Rabita Al-Maliya Co. (NR)***	MTRA	-	no trade	0.50	-	-	-	-	-	-	-	41.2	3M18	-	1.1
Money Transfer Sector Total								1	938	300		373.2			
Grand Total								307	1,208	462		11,689.7			

Source: Iraq Stock Exchange

*Average data was calculated according to recent six months, by dividing the total trading volume (excluding cross transactions) in the last six months to total number of trading days (excluding the No. of days share were suspended due to GA or by ISC).

** Last Financials: The date of the most recent financial statements.

P/E (Last): While calculating P/E (Last), we divided "Current Mcap" to "trailing net profit" when the recently announced financial statements are for the interim period. For the companies which trailing profit cannot be calculated due to lack of information, we divide "Current Mcap" to "annualized YTD profit," while calculating P/E (Last). We adjusted unaudited profit before tax values by deducting 15% income tax, while calculating annualized YTD profit.

P/BV (Last): Calculated by dividing "Current Mcap" to "BV in its Last Financials".

Iraqi banks started to publish IFRS annual reports starting 2016; however, interim period results are available according to Iraqi accounting rules. As a result, we will continue to depend only on the financial results prepared according to Iraqi accounting rules to be able to work with consistent data till the financial statements for both quarterly and annual data will be available according to IFRS standards.

***When the original shares resume trading, we start using the number of shares that the company will reach after the capital increase with the assumption that the capital increase was reflected to the price of the shares. We use the new capital in calculating Mcap.

Note: "Suspend/ISC" companies are not trading due to ISC Instructions.

"Suspend/GA" companies are not trading due to General Assembly Meetings.

"(NR)": These are the companies which are trading in the Non-Regular market (in compliance with Iraq Securities Commission law numbered 132/9 on 20/12/2012). These companies were moved to the secondary market (non-regular) because of the decrease in their trading volume and the number of days that these companies are being traded for. Please note, according to the Regulations of the Secondary Market, in each trading session, the average share price will be calculated for each share. The maximum increase and decrease of +/- 20% will be based on the average price in the previous session. The price should be valid during three effective trading sessions after the listing, and it will be free in the first trading session after capital increasing.

"We use the FX rate given by the bank that Rabee Securities makes its banking transactions while calculating the dollar values in our research reports instead of CBI market FX rate to be more conservative."

For any inquiries, contact:

Research

Aysegul Ozge Ozgur (SVP, Head of Research)

aogur@rs.iq

Tugba Tan (Analyst)

ttan@rs.iq

Lana Nihad (Associate)

lnihad@rs.iq

research@rs.iq

Tel: +90 212 219 2524

Mob: +90 539 456 4566

Trading

traders@rs.iq

Tel: +964 727 002 0407

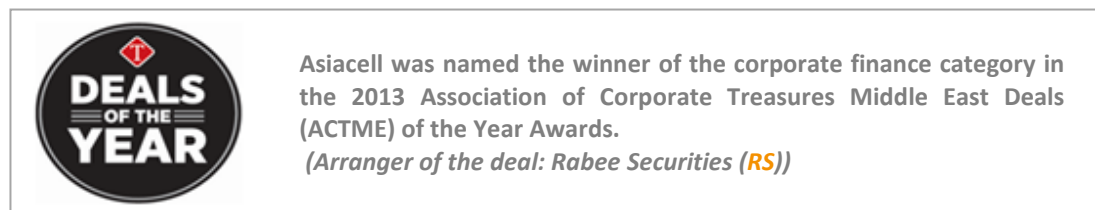
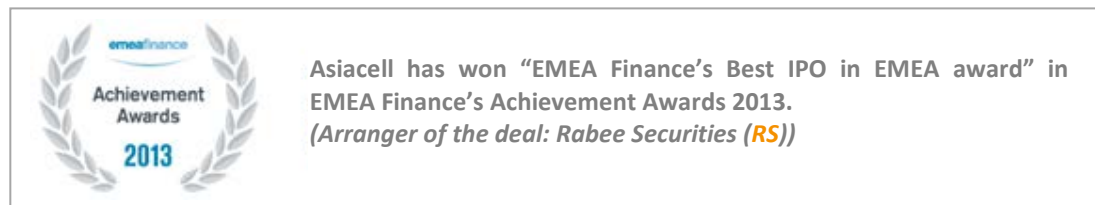
Info

info@rs.iq

Tel: +964 (790) 133 1492

RS Bloomberg page: <RSIQ>

RS Website: RS.IQ



Baghdad HQ

903/14/19
Karada, Baghdad, Iraq
Tel: +964 727 002 0407

Erbil

Italian Village offices
Office No: 32, Erbil, Iraq
Mob: +964 770 493 9999

Suleymani

Rand Gallery
Office No: 4, Floor: 6, Suleymani, Iraq
Mob: +964 770 651 9944

Istanbul Rep. Office

Halaskargazi Cad. No: 103/16
Osmanbey, Istanbul, Turkey
Tel: +90 212 219 2524
Mob: +90 539 456 4566

DISCLAIMER

This publication may not be reproduced, modified, or re-disseminated in whole or in part without the prior written permission of Rabee Securities. The information provided herein is of a general nature and for informational purposes only and is not intended to serve as an offer or solicitation with respect to the purchase or sale of any security, or as a recommendation to adopt any particular trading strategy. Such information is subject to change without prior notice. Although Rabee Securities obtains information from sources it considers reliable, Rabee Securities makes no representations or warranties, express or implied, as to the information's accuracy or completeness. Furthermore, such information may be incomplete or condensed. Rabee Securities, its affiliates, directors, employees, assigns, agents, and successors bear no liability for any errors or omissions in this publication or for any losses arising from the use of or reliance upon this information. This limitation on liability applies to direct, indirect, consequential, special, punitive, or other damages, as well as damages for loss of profits or business interruption. Investors shall bear all responsibility for investment decisions taken on the basis of the contents of this report. Rabee Securities strongly advises potential investors to seek financial guidance when determining whether an investment is appropriate to their needs. All estimates included in this report constitute Rabee Securities' opinion as of the date published on the report and are subject to change without notice.