

For any inquiries, contact:

Research

Aysegul Ozge Ozgur
SVP, Head of Research (aozgur@rs.iq)

Tugba Tan

Analyst (ttan@rs.iq)

Ahmed Abdul - Ameer

Junior Analyst (aameer@rs.iq)

Lana Nihad

Associate (lnihad@rs.iq)

research@rs.iq

Trading

traders@rs.iq

Address: 903/14/19 Karada, Baghdad-Iraq

Tel: +964 (0) 727 002 0407

info@rs.iq

RS Website: RS.IQ

RS Bloomberg page: <RSIQ>

Closing prices for the shares traded on the ISX are now available on Bloomberg.

DISCLAIMER

This publication may not be reproduced, modified, or re-disseminated in whole or in part without the prior written permission of Rabee Securities. The information provided herein is of a general nature and for informational purposes only and is not intended to serve as an offer or solicitation with respect to the purchase or sale of any security, or as a recommendation to adopt any particular trading strategy. Such information is subject to change without prior notice. Although Rabee Securities obtains information from sources it considers reliable, Rabee Securities makes no representations or warranties, express or implied, as to the information's accuracy or completeness. Furthermore, such information may be incomplete or condensed. Rabee Securities, its affiliates, directors, employees, assigns, agents, and successors bear no liability for any errors or omissions in this publication or for any losses arising from the use of or reliance upon this information. This limitation on liability applies to direct, indirect, consequential, special, punitive, or other damages, as well as damages for loss of profits or business interruption. Investors shall bear all responsibility for investment decisions taken on the basis of the contents of this report. Rabee Securities strongly advises potential investors to seek financial guidance when determining whether an investment is appropriate to their needs. All estimates included in this report constitute Rabee Securities' opinion as of the date published on the report and are subject to change without notice.

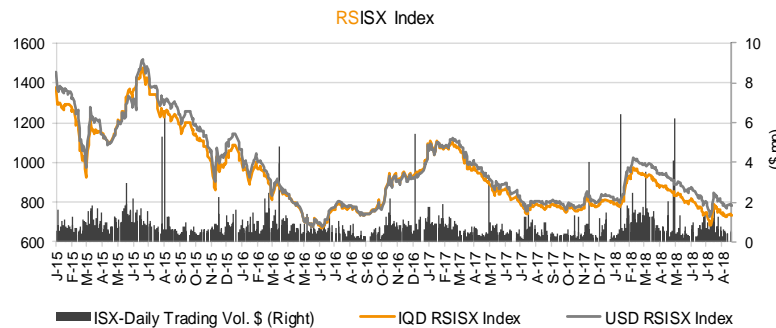
Daily Bulletin / Wednesday

Iraqi Dinar Value

(CBI Auction Price: 1190* / Market Exchange Rate: 1215)

Daily Value Traded

IQD16,301,009,306



*The CBI increased selling price of one US\$ from 1184 IQD to 1190 IQD starting from May 24, 2018 while keeping buying price of one US\$ at 1182 IQD. The CBI stated that the maximum US\$ selling price of one US\$ by banks and other financial institutions would be 1200 IQD.

The RSISX Performance

	Close	Change (d/d)	Change (YTD)
IQD RSISX	733	-0.6%	-9.7%
USD RSISX	783	-0.2%	-6.3%

News from Iraq

Politics

- Iraq will send a delegation to the United States seeking an agreement on financial transactions with Iran following Washington's reimposition of sanctions on Tehran, Prime Minister Haider al-Abadi said on Tuesday. (Reuters)
- KRG launches online scheme to cut bureaucracy and improve transparency. "Our objective behind the launch of this project is to speed up the good services the government provides to people and with this step forward, the government will increase transparency to the people about the government's mechanisms of implementing its works," Talabani said during a ceremony launching the scheme. (Iraq Daily Journal)

Economics

- Iraqi Premier Haidar al-Abadi announced an agreement was reached with the German Siemens Company to develop Iraqi electricity sector to reach 24-hour daily supply. He pointed that the current electricity production reached to 16.000 M/W. Iraq needs more than 23.000 M/W to provide non-stop electricity for the people and establishments. (Iraq Trade Link)
- Secretary General of the Council of Ministers d. Mehdi Alalal stressed that addressing the lack of water and pollution in the province of Basra is the top priorities of the Iraqi government in the next phase, and is currently studying the offers by specialized companies to address the problem and sustainable, came during a meeting with the Ambassador of the Kingdom of the Netherlands to Iraq, Mr. Matais Walters. (Cabinet.iq)

ISX, ISC & CBI

• 6M18 - unaudited financial statements:

Al-Mansour Bank (BMNS): B/S – 6M18: Assets: IQD1,457.2 bn, +6% q/q (+11% ytd), Monetary credits: IQD110.7 bn, -2% q/q (-5% ytd), Investments: IQD127.9 bn, -35% q/q (-58% ytd), Cash: IQD1,169 bn, +16% (+39% ytd), Deposits: IQD1,152.6 bn, +9% q/q (+17% ytd). **P&L - 2Q18:** NBI: IQD7.6 bn +5% q/q (+38% y/y), Profit bef. tax: IQD5.7 bn, +28% q/q (+50% y/y). **P&L - 6M18:** NBI: +IQD14.8 bn, +46% y/y, Profit bef. tax: +IQD10.1 bn, +46% y/y.

Credit Bank (BROI): B/S – 6M18: Assets: IQD474.8 bn, +0.4% ytd, Net direct credit facilities: IQD173.2 bn, -44% ytd, Cash: IQD294.0 bn, +80% ytd, Deposits: IQD142.0 bn, -4% ytd. **P&L – 6M18:** Net interest income: IQD5.5 bn -12% y/y, Net commission income: IQD0.8 bn, -15% y/y, Net FX Income: IQD2.3 bn, +379% y/y, Net income after tax: IQD4.8 bn, +26% y/y.

• A cross transaction occurred on 45bn shares of Zain Al-Iraq Islamic Bank for Investment (BZII) today (Aug. 29, 2018), which represents 18% of BZII capital. The sellers were Hameed Akram Hameed Al-Najar, Mryam Hameed Akram Hameed and Zahra Hameed Akram Hameed and the buyers were Mo'ayad Enad Mu'jal and Muhamad Saken Abdu Rabu.

• AL Arabiya Islamic Bank (BAAI) will resume trading tomorrow (Aug. 30, 2018) after discussing and approving 2017 annual financial results.

Best and Worst Performers

Best Performers	Code	Closing Price(IQD)	% Chg.	Trading Vol. (\$'000)/d
Iraqi Agr. Prod. Mark. Meat	AIPM	4.200	2.4%	1.77
Ready Made Clothes	IRMC	8.250	1.2%	1.83
Mansour Hotel	HMAN	12.050	0.4%	4.30
-	-	-	-	-
-	-	-	-	-

Worst Performers	Code	Closing Price(IQD)	% Chg.	Trading Vol. (\$'000)/d
Zain Al-Iraq Islamic Bank (NR)	BZII	0.350	-14.6%	12,963.25
United Bank	BUND	0.130	-7.1%	3.09
Bank of Baghdad	BBOB	0.400	-2.4%	31.47
Iraqi For Tufted Carpets	IITC	7.450	-2.2%	1.50
Karbala Hotels	HKAR	1.000	-2.0%	0.82

Top 5 Trading Volume	Code	Trading Vol. (IQDmn)/d	Trading Vol. (\$'000)/d	Share in total T. Volume
Zain Al-Iraq Islamic Bank (NR)	BZII	15,750.4	12,963.3	96.6%
Baghdad Soft Drinks	IBSD	404.1	332.6	2.5%
Bank of Baghdad	BBOB	38.2	31.5	0.2%
Commercial Bank of Iraq	BCOI	31.1	25.6	0.2%
Gulf Commercial Bank	BGUC	20.0	16.4	0.1%

Distribution of Trading Volumes by Sectors

Sector	Trading Vol. (IQD mn)/d	Trading Vol. ('000 \$)/d	Share in Total Trading Volume (%)
Telecom Sector	5.7	4.7	0.0%
Banking Sector	15,856.3	13,050.5	97.3%
Industry Sector	411.2	338.4	2.5%
Hotels & Tourism Sec.	6.2	5.1	0.0%
Services Sector	14.4	11.8	0.1%
Agriculture Sector	7.1	5.9	0.0%
Insurance Sector	-	-	-
Investment Sector	-	-	-
Money Transfer sector	-	-	-
Total	16,301.0	13,416.5	100.0%

Daily Transactions in Brief

The **RSISX** index ended the day at **IQD733 / \$783 (-0.6% and -0.2% respectively) (-9.7% YTD and -6.3% YTD, respectively)**.

The number of traded shares was **45.5 bn** and the trading volume was **IQD16.3 bn (\$13.4 mn)**.

3 out of **21** traded listed stocks' price increased while the prices of **7** stock decreased and the price of remaining **11** stocks haven't changed.

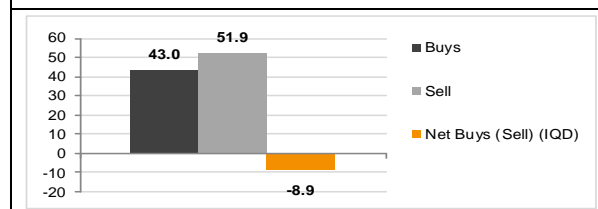
Non Iraqis executed 99 transactions in this session:

Buy: **51** transactions in **6** companies operating in services, industry, telecom and banking sectors.

Sell: **48** transactions in **5** companies operating in industry, telecom and banking sectors.

Net sell: **IQD8.9 mn (\$7 K)**. Share in total trading volume: **0.3%**

Non Iraqi's Transactions (IQD mn)



Note: Follow Rabee Securities (RS) on Twitter, join Facebook and LinkedIn groups.



Performance of Traded Shares

Company Names	ISX Code	Opening Price (IQD/share)	Price at Session Close (IQD/share)	Previous Closing Price (IQD/share)	Change in Closing Price	Highest Price (IQD/share)	Lowest Price (IQD/share)	No. of Trades (#/d)	No. of Traded Shares (mn)/d	Trading Vol. (IQD mn) / d	Avg. Daily Trading Vol. (Excluding Cross Trans.) ('000 \$)*	Mcap (\$mn)	Last Fin.**	P/E (Last)	P/BV (Last)
Telecom Sector															
Asiacell Communications PJSC	TASC	-	no trade	8.00	-	-	-	-	-	-	126.9	2,041.2	3M18	29.0	1.4
Al-Khatem Telecom (NR)	TZNI	2.86	2.86	2.86	0.0%	2.86	2.86	8	2	6	24.1	4,307.1	3M18	122.1	2.5
Telecom Sector Total								8	2	6		6,348.3			
Banking Sector															
Al-Arabiya Islamic Bank (NR)	BAAI	-	Suspend/GA	1.00	-	-	-	-	-	-	-	205.8	6M18	-	1.0
Ashur International Bank	BASH	-	no trade	0.26	-	-	-	-	-	-	17.0	53.5	3M18	-	0.2
Babylon Bank	BBAY	-	Suspend/ISC	0.19	-	-	-	-	-	-	1.3	39.1	6M18	8.4	0.2
Bank of Baghdad	BBOB	0.41	0.40	0.41	-2.4%	0.41	0.40	23	96	38	123.7	82.3	6M18	-	0.4
Cihan Bank for Islamic & Finance	BCIH	-	no trade	2.65	-	-	-	-	-	-	28.0	556.2	3M18	46.6	2.1
Commercial Bank of Iraq	BCOI	0.43	0.43	0.43	0.0%	0.43	0.43	37	72	31	10.7	88.5	3M18	9.6	0.4
Dijlah & Furat Bank (NR)	BDFD	-	Suspend/ISC	0.25	-	-	-	-	-	-	0	23.0	3M18	-	0.2
Dar Es Salaam Inv. Bank (NR)***	BDSI	-	Suspend/ISC	0.13	-	-	-	-	-	-	0	26.7	3M18	-	0.2
Economy Bank (NR)	BEFI	-	Suspend/ISC	0.53	-	-	-	-	-	-	0	108.6	6M18	-	0.5
Elaf Islamic Bank	BELF	-	no trade	0.22	-	-	-	-	-	-	0.3	45.3	6M18	26.0	0.2
Erbil Bank for Invest. & Finance (NR)	BERI	-	no trade	-	-	-	-	-	-	-	-	-	9M17	-	-
Gulf Commercial Bank	BGUC	0.20	0.20	0.20	0.0%	0.20	0.20	8	100	20	75.9	49.4	3M18	34.1	0.2
Investment Bank of Iraq	BIBI	-	no trade	0.34	-	-	-	-	-	-	52.4	70.0	3M18	30.9	0.3
International Development Bank (NR)	BIDB	-	no trade	0.81	-	-	-	-	-	-	-	166.3	6M18	18.9	0.7
Iraqi Islamic Bank	BIIB	0.40	0.40	0.40	0.0%	0.40	0.40	2	1	0	70.8	82.3	6M18	23.8	0.4
Iraqi Middle East Bank	BIME	-	Suspend/ISC	0.18	-	-	-	-	-	-	16.6	37.0	6M18	-	0.2
Iraq Noor Islamic Bank (NR)	BINI	-	no trade	0.98	-	-	-	-	-	-	-	200.8	6M18	24.6	0.9
International Islamic Bank (NR)	BINT	-	no trade	0.98	-	-	-	-	-	-	-	81.0	3M18	-	1.0
Al Janoob Islamic Bank (NR)	BJAB	-	no trade	-	-	-	-	-	-	-	-	-	3M18	-	-
Kurdistan International Bank	BKUI	-	no trade	1.25	-	-	-	-	-	-	37.0	411.5	3M18	13.1	0.8
Al-Bilad Islamic Bank (NR)	BLAD	-	Suspend/ISC	0.35	-	-	-	-	-	-	6.2	72.0	6M18	-	0.3
Mosul Bank	BMFI	0.19	0.19	0.19	0.0%	0.19	0.19	1	1	0	55.7	39.5	6M18	12.2	0.2
Al-Mansour Bank	BMNS	0.85	0.85	0.85	0.0%	0.85	0.85	2	0	0	5.6	174.9	6M18	12.1	0.7
National Islamic Bank	BNAI	-	no trade	1.21	-	-	-	-	-	-	4.8	250.0	3M18	-	1.0
National Bank of Iraq	BNOI	0.32	0.32	0.32	0.0%	0.32	0.32	15	33	11	9.5	65.8	6M18	-	0.3
North Bank	BNOR	-	Suspend/ISC	0.11	-	-	-	-	-	-	37.2	27.2	6M18	-	0.1
Al-Qabedh Islamic Bank (NR)	BQAB	-	Suspend/ISC	1.00	-	-	-	-	-	-	346.4	205.8	6M18	-	1.1

Performance of Traded Shares

Company Names	ISX Code	Opening Price (IQD/share)	Price at Session Close (IQD/share)	Previous Closing Price (IQD/share)	Change in Closing Price	Highest Price (IQD/share)	Lowest Price (IQD/share)	No. of Trades (#/d)	No. of Traded Shares (mn)/d	Trading Vol. (IQD mn) /d	Avg. Daily Trading Vol. (Excluding Cross Trans.) ('000 \$)*	Mcap (\$mn)	Last Fin.**	P/E (Last)	P/BV (Last)
Banking Sector (Cont.)															
Credit Bank of Iraq (NR)	BROI	-	Suspend/ISC	0.42	-	-	-	-	-	-	3.9	86.4	6M18	14.4	0.3
Region Trade Bank (NR)	BRTB	-	Suspend/GA	1.00	-	-	-	-	-	-	0.0	205.8	6M18	24.4	0.9
Sumer Commercial Bank	BSUC	0.90	0.90	0.90	0.0%	0.90	0.90	4	2	2	3.6	185.2	6M18	-	0.8
Trans Iraq Bank for Investment	BTRI	-	no trade	0.70	-	-	-	-	-	-	0.1	152.1	6M18	17.9	0.7
Trust International Islamic Bank (NR)	BTRU	-	no trade	-	-	-	-	-	-	-	-	-	6M18	-	-
United Bank	BUND	0.15	0.13	0.14	-7.1%	0.15	0.13	11	27	4	0.7	32.1	6M18	-	0.1
Union Bank (NR)	BUOI	-	Suspend/ISC	0.29	-	-	-	-	-	-	0	60.1	6M18	-	0.3
World Islamic Bank for Inv. & Fin. (NR)	BWOR	-	no trade	-	-	-	-	-	-	-	-	-	3M18	-	-
Zain Al-Iraq Islamic Bank (NR)	BZII	0.35	0.35	0.41	-14.6%	0.35	0.35	5	45,001	15,750	139.3	72.0	6M18	-	0.3
Banking Sector Total								108	45,333	15,856		3,956.2			
Industry Sector															
Baghdad for Packing Materials	IBPM	-	no trade	1.26	-	-	-	-	-	-	0.0	1.1	6M18	36.5	1.3
Baghdad Soft Drinks	IBSD	3.88	3.85	3.88	-0.8%	3.88	3.85	19	104	404	120.8	561.9	6M18	17.7	2.2
Electronic Industries	IELI	-	Suspend/ISC	0.45	-	-	-	-	-	-	0	6.7	6M17	-	0.6
Fallujah for Construction Mat. (NR)	IFCM	-	Suspend/ISC	1.51	-	-	-	-	-	-	0	3.9	9M13	87.4	1.6
Nationality Househ. Furniture (NR)	IHFI	-	Suspend/ISC	0.90	-	-	-	-	-	-	0	0.9	3M14	-	0.6
Al-Hilal Industries	IHLI	-	Suspend/ISC	0.35	-	-	-	-	-	-	30.0	3.6	9M17	-	-
Iraqi for Carton Manufact. & Trading	IICM	-	Suspend/ISC	0.27	-	-	-	-	-	-	0	1.7	3M18	17.9	-
Iraqi Date Processing&Marketing	IIDP	-	no trade	1.10	-	-	-	-	-	-	13.6	15.6	3M18	-	1.2
Iraqi Engineering Works	IIEW	-	no trade	0.80	-	-	-	-	-	-	0.3	1.0	6M18	90.7	1.0
Iraqi For Tufted Carpets	IITC	7.50	7.45	7.62	-2.2%	7.50	7.45	5	0	2	1.9	3.1	6M18	8.3	1.5
Al -Khazer for Construction M. (NR)	IKHC	-	Suspend/ISC	1.27	-	-	-	-	-	-	0	1.1	9M13	34.2	1.1
AL- Kindi of Veterinary Vac.	IKLV	-	Suspend/ISC	1.61	-	-	-	-	-	-	24.7	7.9	6M18	14.9	1.5
Al-Mansour Pharma. Ind.	IMAP	0.66	0.66	0.66	0.0%	0.66	0.65	7	5	3	26.6	3.5	6M18	26.3	0.6
Modern Chemical Industries (NR)	IMCI	-	Suspended/GA	60.00	-	-	-	-	-	-	0.0	8.9	3M18	-	2.3
Modern Construction Mat. (NR)	IMCM	-	Suspend/ISC	0.47	-	-	-	-	-	-	0	2.1	9M13	-	0.5
Metallic Ind. and Bicycles	IMIB	-	Suspend/ISC	1.75	-	-	-	-	-	-	7.5	10.8	3M18	-	-
Modern Sewing	IMOS	-	no trade	4.27	-	-	-	-	-	-	2.1	3.5	6M18	8.5	2.7
Modern Paint Industries (NR)	IMPI	-	Suspend/ISC	1.25	-	-	-	-	-	-	0	9.5	FY15	-	2.5
National Chemical Industries	INCP	-	Suspend/ISC	0.71	-	-	-	-	-	-	49.8	8.9	9M17	-	4.2
Ready Made Clothes	IRMC	8.15	8.25	8.15	1.2%	8.25	8.15	4	0	2	0.8	10.8	6M18	22.1	5.8
The Light Industries (NR)	ITLI	-	Suspend/ISC	0.31	-	-	-	-	-	-	0	4.3	9M16	-	-
Industry Sector Total								35	110	411		670.7			
Hotels & Tourism Sector															
Ashour Hotel (NR)	HASH	-	no trade	7.20	-	-	-	-	-	-	0.1	2.2	6M14	15.3	12.1
Baghdad Hotel	HBAG	-	Suspend/ISC	8.40	-	-	-	-	-	-	1.0	26.6	6M18	14.3	4.6
Babylon Hotel	HBAY	-	Suspend/ISC	47.60	-	-	-	-	-	-	5.8	78.4	6M18	19.4	14.0
Ishtar Hotels	HISH	-	Suspend/ISC	10.00	-	-	-	-	-	-	3.3	28.8	6M18	-	3.1
Karbala Hotels****	HKAR	1.00	1.00	1.02	-2.0%	1.00	1.00	1	1	1	0.4	6.2	6M18	-	1.3

Source: Iraq Stock Exchange

Performance of Traded Shares

Company Names	ISX Code	Opening Price (IQD/share)	Price at Session Close (IQD/share)	Previous Closing Price (IQD/share)	Change in Closing Price	Highest Price (IQD/share)	Lowest Price (IQD/share)	No. of Trades (#/d)	No. of Traded Shares (mn)/d	Trading Vol. (IQD mn) /d	Avg. Daily Trading Vol. (Excluding Cross Trans.) ('000 \$)*	Mcap (\$mn)	Last Fin. **	P/E (Last)	P/BV (Last)
Hotels & Tourism Sector (Cont.)															
Mansour Hotel	HMAN	12.05	12.05	12.00	0.4%	12.05	12.05	5	0	5	1.3	29.0	6M18	54.6	11.5
National for Tourist Investment	HNTI	-	Suspend/GA	7.60	-	-	-	-	-	-	5.0	39.1	6M18	45.8	3.3
Palestine Hotel	HPAL	-	Suspend/ISC	10.30	-	-	-	-	-	-	5.5	37.9	6M18	25.4	10.1
Al-Sadeer Hotel***	HSAD	-	no trade	14.50	-	-	-	-	-	-	8.7	20.7	6M18	-	-
Mosul Dam Tourist Village (NR)	HTVM	-	no trade	5.00	-	-	-	-	-	-	0.1	1.0	9M15	-	-
Hotel&Tourism Sector Total								6	1	6		269.8			
Services Sector															
Al-Ameen Estate Inv. (NR)	SAEI	-	no trade	0.76	-	-	-	-	-	-	0.2	4.4	6M18	11.9	0.8
AL-Badia for General Trans	SBAG	-	Suspend/ISC	0.59	-	-	-	-	-	-	0	1.1	9M16	-	0.4
Baghdad Passengers Transport	SBPT	-	no trade	16.99	-	-	-	-	-	-	1.1	14.0	6M18	8.7	3.8
Iraqi for General Transp. (NR)	SIGT	-	Suspend/ISC	0.55	-	-	-	-	-	-	0	1.8	FY15	-	0.5
Iraqi Land Transport	SILT	-	Suspend/ISC	0.71	-	-	-	-	-	-	0	8.2	6M18	27.3	0.8
Kharkh Tour Amuzement City	SKTA	4.70	4.70	4.70	0.0%	4.70	4.68	10	1	5	13.9	3.9	6M18	37.2	3.5
Al-Mosul for Funfairs (NR)	SMOF	-	no trade	12.66	-	-	-	-	-	-	2.8	8.3	3M14	8.7	4.3
Mamoura Real-estate Inv.	SMRI	1.86	1.88	1.88	0.0%	1.88	1.86	11	5	9	12.1	35.2	6M18	-	1.8
AL-Nukhba for Construction	SNUC	-	no trade	0.36	-	-	-	-	-	-	0.3	0.6	6M18	-	0.3
Services Sector Total								21	6	14		77.4			
Agriculture Sector															
Al-Ahlyia for Agricultural Prod.	AAHP	-	no trade	1.12	-	-	-	-	-	-	0.6	0.5	3M18	12.9	2.0
Iraqi Agr. Prod. Mark. Meat	AIPM	4.25	4.20	4.10	2.4%	4.50	4.20	6	1	2	3.8	17.3	6M18	51.2	3.0
Iraqi Agricultural Products	AIRP	-	no trade	8.01	-	-	-	-	-	-	0.9	2.4	6M18	-	1.1
Iraqi for Seed Production	AISP	4.82	4.81	4.82	-0.2%	4.82	4.81	6	1	5	0	41.6	3M18	8.7	2.0
Modern Animal & Agr. Production	AMAP	-	Suspend/ISC	0.29	-	-	-	-	-	-	0.0	1.0	6M18	-	0.3
Middle East Prod. & Mark. - Fish	AMEF	-	no trade	12.00	-	-	-	-	-	-	6.0	3.0	3M18	30.2	2.2
Agriculture Sector Total								12	2	7		65.7			
Insurance Sector															
AHliya For Insurance (NR)	NAHF	-	no trade	0.39	-	-	-	-	-	-	0.1	0.8	6M18	-	0.4
Al-Ameen for Insurance	NAME	-	no trade	0.38	-	-	-	-	-	-	0.2	1.2	6M18	-	0.4
Dar Al-Salam for Insurance (NR)	NDSA	-	no trade	0.80	-	-	-	-	-	-	0.1	3.3	3M18	60.9	0.7
Gulf Insurance&Reinsurance	NGIR	-	no trade	0.56	-	-	-	-	-	-	0.7	0.9	6M18	-	0.5
Al-Hamraa for Insurance (NR)	NHAM	-	no trade	0.42	-	-	-	-	-	-	-	1.7	6M18	4.3	0.2
Insurance Sector Total								-	-	-		7.9			

Source: Iraq Stock Exchange

Performance of Traded Shares

Company Names	ISX Code	Opening Price (IQD/share)	Price at Session Close (IQD/share)	Previous Closing Price (IQD/share)	Change in Closing Price	Highest Price (IQD/share)	Lowest Price (IQD/share)	No. of Trades (#/d)	No. of Traded Shares (mn)/d	Trading Vol. (IQD mn) /d	Avg. Daily Trading Vol. (Excluding Cross Trans.) ('000 \$)*	Mcap (\$mn)	Last Fin.**	P/E (Last)	P/BV (Last)
Investment Sector															
Al-Ameen Financial Inv. (NR)	VAMF	-	no trade	1.15	-	-	-	-	-	-	0.0	1.4	6M18	24.8	1.7
AL- Batek Investment (NR)	VBAT	-	no trade	0.72	-	-	-	-	-	-	0.0	0.6	6M18	-	0.6
Al-Khair for Financial Inv. (NR)	VKHF	-	Suspend/ISC	0.22	-	-	-	-	-	-	0	1.3	9M16	-	0.2
Bain Al-Nahrain Financial Inv. (NR)	VMES	-	no trade	0.90	-	-	-	-	-	-	0.0	0.7	6M18	-	1.3
AL-Wiaam for Financial Inv. (NR)	VWIF	-	no trade	0.88	-	-	-	-	-	-	0.1	1.4	6M18	38.0	1.0
Al-Zawraa for Financial Inv. (NR)	VZAF	-	no trade	0.36	-	-	-	-	-	-	0.0	0.3	6M18	-	0.4
Investment Sector Total												5.8			
Money Transfer Sector															
Al-Harir for Money Transfer (NR) ***	MTAH	-	no trade	1.00	-	-	-	-	-	-	308.1	82.3	6M18	103.0	2.1
Al-Taif Money Transfer (NR)	MTAI	-	Suspend/ISC	3.00	-	-	-	-	-	-	0	93.8	FY17	-	2.5
Al-Manafaa for Money Trans. (NR)	MTMA	-	no trade		-	-	-	-	-	-	-	-	6M18	-	-
Mouta for Remittance (NR)	MTMO	-	Suspend/ISC		-	-	-	-	-	-	0	-	FY17	-	-
Al-Maraj Al-Alamiya for Money T. (NR)	MTMR	-	Suspend/GA	1.00	-	-	-	-	-	-	0	82.3	FY16	-	1.0
Al Nibal Al Arabya for Money T. (NR)	MTNI	-	no trade	1.00	-	-	-	-	-	-	-	37.0	6M18	178.6	1.0
Alnoor for Money Transfer (NR)	MTNN	-	no trade	0.32	-	-	-	-	-	-	82.2	11.9	6M18	87.3	0.3
Nobles for Money Transfer (NR)	MTNO	-	no trade	1.00	-	-	-	-	-	-	-	24.7	6M18	-	0.7
Al-Rabita Al-Maliya Co. (NR)***	MTRA	-	no trade	0.50	-	-	-	-	-	-	-	41.2	3M18	-	1.1
Money Transfer Sector Total												373.2			
Grand Total								190	45,453	16,301		11,775.1			

Source: Iraq Stock Exchange

*Average data was calculated according to recent six months, by dividing the total trading volume (excluding cross transactions) in the last six months to total number of trading days (excluding the No. of days share were suspended due to GA or by ISC).

** Last Financials: The date of the most recent financial statements.

P/E (Last): While calculating P/E (Last), we divided "Current Mcap" to "trailing net profit" when the recently announced financial statements are for the interim period. For the companies which trailing profit cannot be calculated due to lack of information, we divide "Current Mcap" to "annualized YTD profit," while calculating P/E (Last). We adjusted unaudited profit before tax values by deducting 15% income tax, while calculating annualized YTD profit.

P/BV (Last): Calculated by dividing "Current Mcap" to "BV in its Last Financials".

Iraqi banks started to publish IFRS annual reports starting 2016; however, interim period results are available according to Iraqi accounting rules. As a result, we will continue to depend only on the financial results prepared according to Iraqi accounting rules to be able to work with consistent data till the financial statements for both quarterly and annual data will be available according to IFRS standards.

***When the original shares resume trading, we start using the number of shares that the company will reach after the capital increase with the assumption that the capital increase was reflected to the price of the shares. We use the new capital in calculating Mcap.

Note: "Suspend/ISC" companies are not trading due to ISC Instructions.

"Suspend/GA" companies are not trading due to General Assembly Meetings.

"(NR)": These are the companies which are trading in the Non-Regular market (in compliance with Iraq Securities Commission law numbered 132/9 on 20/12/2012). These companies were moved to the secondary market (non-regular) because of the decrease in their trading volume and the number of days that these companies are being traded for. Please note, according to the Regulations of the Secondary Market, in each trading session, the average share price will be calculated for each share. The maximum increase or decrease of +/- 20% will be based on the average price in the previous session. The price should be valid during three effective trading sessions after the listing, and it will be free in the first trading session after capital increasing.

"We use the FX rate given by the bank that Rabee Securities makes its banking transactions while calculating the dollar values in our research reports instead of CBI market FX rate to be more conservative."

For any inquiries, contact:

Research

Aysegul Ozge Ozgur (SVP, Head of Research)

aozgur@rs.iq

Tugba Tan (Analyst)

ttan@rs.iq

Ahmed Abdul - Ameer (Junior Analyst)

aameer@rs.iq

Lana Nihad (Associate)

lnihad@rs.iq

research@rs.iq

Tel: +90 212 219 2524

Mob: +90 539 456 4566

Trading

traders@rs.iq

Tel: +964 727 002 0407

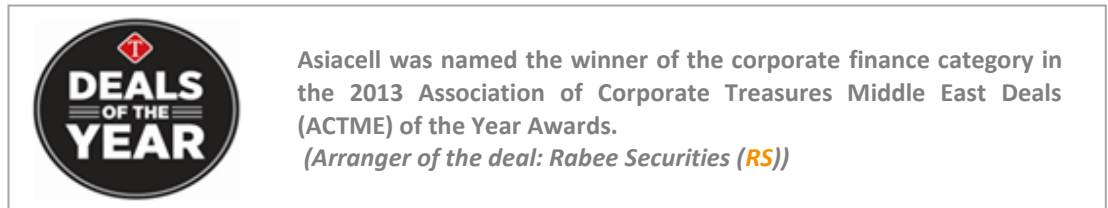
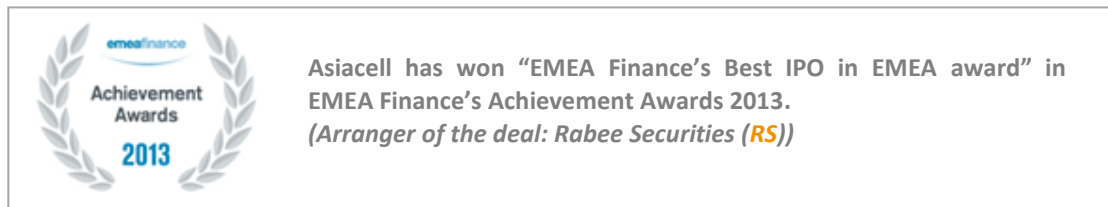
Info

info@rs.iq

Tel: +964 (790) 133 1492

RS Bloomberg page: <RSIQ>

RS Website: RS.IQ



Baghdad HQ
903/14/19
Karada, Baghdad, Iraq
Tel: +964 727 002 0407

Erbil
Italian Village offices
Office No: 32, Erbil, Iraq
Mob: +964 770 493 9999

Suleymani
Rand Gallery
Office No: 4, Floor: 6, Suleymani, Iraq
Mob: +964 770 651 9944

Istanbul Rep. Office
Halaskargazi Cad. No: 103/16
Osmanbey, Istanbul, Turkey
Tel: +90 212 219 2524
Mob: +90 539 456 4566

DISCLAIMER

This publication may not be reproduced, modified, or re-disseminated in whole or in part without the prior written permission of Rabee Securities. The information provided herein is of a general nature and for informational purposes only and is not intended to serve as an offer or solicitation with respect to the purchase or sale of any security, or as a recommendation to adopt any particular trading strategy. Such information is subject to change without prior notice. Although Rabee Securities obtains information from sources it considers reliable, Rabee Securities makes no representations or warranties, express or implied, as to the information's accuracy or completeness. Furthermore, such information may be incomplete or condensed. Rabee Securities, its affiliates, directors, employees, assigns, agents, and successors bear no liability for any errors or omissions in this publication or for any losses arising from the use of or reliance upon this information. This limitation on liability applies to direct, indirect, consequential, special, punitive, or other damages, as well as damages for loss of profits or business interruption. Investors shall bear all responsibility for investment decisions taken on the basis of the contents of this report. Rabee Securities strongly advises potential investors to seek financial guidance when determining whether an investment is appropriate to their needs. All estimates included in this report constitute Rabee Securities' opinion as of the date published on the report and are subject to change without notice.