

**For any inquiries, contact:**

**Research**  
**Aysegul Ozge Ozgur**  
SVP, Head of Research ([aozgur@rs.iq](mailto:aozgur@rs.iq))

**Tugba Tan**  
Analyst ([ttan@rs.iq](mailto:ttan@rs.iq))

**Ahmed Abdul - Ameer**  
Junior Analyst ([aameer@rs.iq](mailto:aameer@rs.iq))

**Lana Nihad**  
Associate ([lnihad@rs.iq](mailto:lnihad@rs.iq))  
[research@rs.iq](mailto:research@rs.iq)

**Trading**  
[traders@rs.iq](mailto:traders@rs.iq)  
Address: 903/14/19  
Karada, Baghdad-Iraq  
Tel: +964 (0) 727 002 0407  
[info@rs.iq](mailto:info@rs.iq)

**RS Website: RS.IQ**  
**RS Bloomberg page: <RSIQ>**

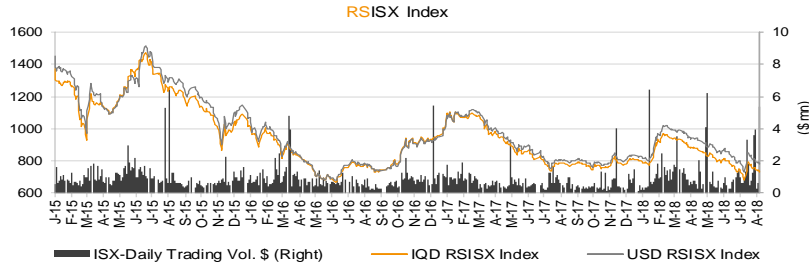
**Closing prices for the shares traded on the ISX are now available on Bloomberg.**

**DISCLAIMER**  
This publication may not be reproduced, modified, or re-disseminated in whole or in part without the prior written permission of Rabee Securities. The information provided herein is of a general nature and for informational purposes only and is not intended to serve as an offer or solicitation with respect to the purchase or sale of any security, or as a recommendation to adopt any particular trading strategy. Such information is subject to change without prior notice. Although Rabee Securities obtains information from sources it considers reliable, Rabee Securities makes no representations or warranties, express or implied, as to the information's accuracy or completeness. Furthermore, such information may be incomplete or condensed. Rabee Securities, its affiliates, directors, employees, assigns, agents, and successors bear no liability for any errors or omissions in this publication or for any losses arising from the use of or reliance upon this information. This limitation on liability applies to direct, indirect, consequential, special, punitive, or other damages, as well as damages for loss of profits or business interruption. Investors shall bear all responsibility for investment decisions taken on the basis of the contents of this report. Rabee Securities strongly advises potential investors to seek financial guidance when determining whether an investment is appropriate to their needs. All estimates included in this report constitute Rabee Securities' opinion as of the date published on the report and are subject to change without notice.

# Weekly Bulletin

**Table (1.0): Weekly Value Traded**

**IQD26,700,123,720**



**Table (1.1): Best Performers - Weekly**

Code	Price (IQD)	Price Chg/w
BMNS	0.930	9.4%
IIDP	1.100	4.8%
IRMC	8.250	3.1%
BIBI	0.340	3.0%
HNTI	7.600	2.7%

**Table (1.2): Worst Performers - Weekly**

Code	Price (IQD)	Price Chg/w
BZII	0.350	-30.0%
NAME	0.380	-5.0%
IMOS	4.270	-2.1%
IBSD	3.830	-1.5%
AISP	4.800	-0.8%

**Table (1.3): RSISX Index Vs. Neighbour Market S.E.**

Index	Index Close	Chg./w	Chg./YTD
RSISX IND-IQD	735	-0.1%	-9.4%
EGYPT	16,009	4.8%	7.4%
KUWAIT	5,262	-2.2%	-17.9%
SAUDI	7,948	1.0%	9.9%
MUSCAT	4,419	0.7%	-12.4%
QATAR	9,836	4.1%	15.4%
DUBAI	2,840	0.9%	-15.7%
ABUDHABI	4,987	2.1%	14.1%
BAHRAIN	1,338	-0.7%	2.5%
IRAN	137,472	0.3%	40.4%

**Table (1.4): Top 5 Traded Vol. - weekly**

Code	Price IQD	Trad.Vol./w IQD	Trad.Vol./w \$mn
BZII	0.350	15.8	13.0
BIIB	0.400	4.9	4.1
BMFI	0.190	2.9	2.4
IBSD	3.830	1.6	1.3
BCIH	2.650	0.7	0.6

In the last session of the week (Thursday), 20 companies were able to trade and 35 companies were unable to do so mainly due to their General Assembly Meeting or ISX / ISC Instructions.

CBI auction price of Iraqi Dinar remained stable at 1190 IQD per USD during this week and market exchange rate of Iraqi Dinar closed at 1215 IQD per USD as end of the week. Volumes for the week reached IQD26.7 bn (\$22.0 mn) and the numbers of shares traded reached 75.3 bn.

Foreigners executed total 345 transactions this week. They executed 168 buying transactions amounted at IQD209 mn (\$172 K) and 177 selling transactions amounted at IQD206 mn (\$169 K). Thus, net purchases of foreigners realized at IQD3.0 mn (\$2.5 K) while their share in total trading volume was 0.8%.

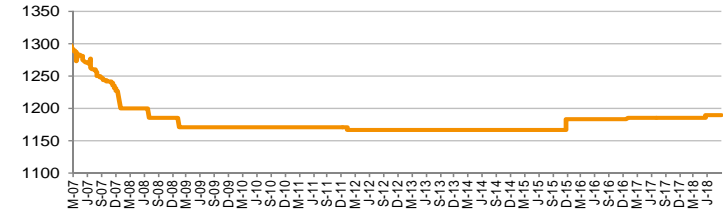
**Table (1.5): Iraq's International Bonds**

	2023 Eurobond (Coupon rate:6.75% - 2 times/year, Issue Vol.: \$1.0bn)	2028 Eurobond (Coupon rate:5.80% - 2 times per year, Issue Vol.: \$2.7bn)		
	Price	Yield	Price	Yield
Last	97.50	-	91.24	-

\*As of August 30, 2018  
Source: Börse Frankfurt (Frankfurt Stock Exchange)

**Table (1.6): Iraqi Dinar Value (CBI Auction Price)**

**Selling price of 1 USD = 1190 IQD**



\*The CBI increased selling price of one US\$ from 1184 IQD to 1190 IQD starting from May 24, 2018 while keeping buying price of one US\$ at 1182 IQD. The CBI stated that the maximum US\$ selling price of one US\$ by banks and other financial institutions would be 1200 IQD.

**News from Iraq**

**Politics**

- Iraq will send a delegation to the United States seeking an agreement on financial transactions with Iran following Washington's imposition of sanctions on Tehran, Prime Minister Haider al-Abadi said on Tuesday. (Reuters)
- Kurdistan Regional Government (KRG) President Nichervan Barzani on Thursday stressed the need for all Kurdish parties to join the Iraqi government. (Alsumaria)
- KRG launches online scheme to cut bureaucracy and improve transparency. "Our objective behind the launch of this project is to speed up the good services the government provides to people and with this step forward, the government will increase transparency to the people about the government's mechanisms of implementing its works," Talabani said during a ceremony launching the scheme. (Iraq Daily Journal)

**Economics**

- Iraqi oil ministry announced the increase of its exports and revenues for July last, in comparison to June, 2018. The ministry said that the exports reached to 109.9 barrels of crude oil with revenues of more than \$7.53 bn. The average price for each barrel reached to \$68.5, the ministry added. (Iraq Trade Link)
- Iraq's state oil marketer SOMO is close to a deal with China's state-run Zhenhua Oil to boost the OPEC member's crude oil sales to the world's top oil importer, four sources with knowledge of the matter said. (Reuters)
- The Ministry of Finance announced on Thursday, the launch of IQD210 bn for the province of Basra, stressing the continuation of the funding to the province to support the current investment expenditure for 2018. (Alsumaria)
- Iraqi Premier Haidar al-Abadi announced an agreement was reached with the German Siemens Company to develop Iraqi electricity sector to reach 24-hour daily supply. He pointed that the current electricity production reached to 16.000 M/W. Iraq needs more than 23.000 M/W to provide non-stop electricity for the people and establishments. (Iraq Trade Link)

**ISX, ISC & CBI**

- Cihan Bank for Islamic & Finance (BCIH) will hold an AGM\* on Sep. 15, 2018 to discuss and approve 2017 annual financial results. ISX will suspend trading of BCIH starting Sep. 11, 2018.
- Iraqi Islamic Bank (BIIB) will hold an AGM\* on Sep. 8, 2018 to discuss and approve 2017 annual financial results. ISX will suspend trading of BIIB starting Sep. 4, 2018.
- AL Arabiya Islamic Bank (BAAI) resumed trading on Aug. 30, 2018 after discussing and approving 2017 annual financial results.
- North Bank (BNOR) announced Mr. Zuhair Abdul-Aziz Al Hafidh as the bank's new CEO.
- Iraqi for Tufted Carpets (IITC) invited its shareholders to get their cash dividends from 2017 profit. IITC will start distributing 50% cash dividend (IQD0.5 cash dividend per share) on Sep. 2, 2018.
- ISX suspended trading of Modern Chemical Industries (IMCI) starting Aug. 28, 2018 due to the AGM\* which will be held on Aug. 31, 2018 to discuss and approve 2017 annual financial results.
- ISX suspended trading of National Company for Tourism Investment (HNTI) starting Aug. 28, 2018 due to the AGM\* which will be held on Sep. 2, 2018 to discuss and approve 2017 annual financial results and increasing the paid-in capital from IQD6.25 bn through 7% bonus issue.
- Al-Khair Financial Investment (VKHF) will hold an AGM\* on Aug. 28, 2018 to discuss and approve 2015 and 2016 annual financial results. The company has been suspended since Jul. 6, 2018 by an ISC decision for not disclosing quarterly and annual results.
- Cross Transactions: 45.0 bn shares of Zain Al-Iraq Islamic Bank for Investment (BZII) on Aug. 29, 2018, which represents 18% of BZII capital. 15.5 bn shares of Mosul Bank (BMFI) on Aug. 30, 2018, which represents 6.1% of BMFI capital. 12.3 bn shares of Iraqi Islamic Bank (BIIB) on Aug. 30, 2018, which represents 4.9% of BIIB capital. 255 mn shares of Cihan Bank for Islamic & Finance (BCIH) on Aug. 30, 2018, which represents 0.1% of BCIH capital.

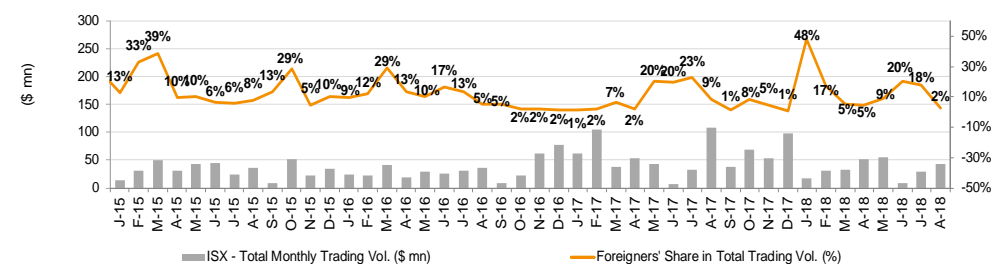
**Table (1.7): Dividend Distributions by ISX Listed Companies (2016-2017-2018)**

Company Name	ISX Code	Ex-dividend date	Ex-dividend date closing share price (IQD per share)	Dividend (IQD per share)	Dividend Yield (%)
Al-Ahliya for Agricultural Production	AAHP	19-Oct-16	1.47	0.017	1.2%
Iraqi Agr. Products Marketing Meat	AIPM	6-Sep-17	3.00	0.050	1.7%
Iraqi Agricultural Products	AIRP	15-Aug-17	7.40	0.100	1.4%
		11-Jul-16	7.70	0.250	3.2%
Iraqi for Seed Production	AISP	9-Aug-17	7.13	0.400	5.6%
		25-Sep-16	6.05	0.750	12.4%
Middle East for Prod.- Fish	AMEF	9-Nov-17	8.25	0.200	2.4%
		25-Aug-16	7.10	0.200	2.8%
Ashur International Bank	BASH	25-Jul-18	0.30	0.010	3.3%
Bank of Baghdad	BBOB	6-Jul-17	0.66	0.070	10.6%
Commercial Bank	BCOI	10-May-18	0.47	0.048	10.1%
		2-Aug-17	0.44	0.026	5.9%
Elaf Islamic Bank	BELF	16-Nov-17	0.29	0.010	3.4%
Gulf Commercial Bank	BGUC	22-Aug-16	0.39	0.010	2.6%
Investment Bank	BIBI	18-Jun-17	0.54	0.060	11.1%
International Development Bank	BIDB	12-Jul-18	0.86	0.052	6.0%
Islamic Bank	BIIB	24-Jul-16	0.45	0.060	13.3%
Iraqi Middle East Bank	BIME	3-Jan-18	0.35	0.005	1.4%
		18-Jul-16	0.41	0.010	2.3%
Iraq Noor Islamic Bank	BINI	11-Jul-18	1.00	0.024	2.4%
International Islamic Bank	BINT	18-Jul-18	1.00	0.015	1.5%
Al-Mansour Bank	BMNS	25-Mar-18	0.89	0.050	5.6%
		2-Apr-17	0.98	0.050	5.1%
		3-Mar-16	0.87	0.060	6.9%
National Islami Bank	BNAI	30-Jul-17	1.05	0.085	8.1%
		7-Aug-16	1.15	0.100	8.7%
National Bank	BNOI	17-Jul-18	0.41	0.080	19.5%
		15-Jun-17	0.56	0.020	3.6%
Credit Bank of Iraq	BROI	22-Apr-18	0.63	0.030	4.8%
Trans Iraq Bank for Investment	BTRI	10-May-18	0.70	0.034	4.9%
		21-May-17	0.70	0.034	4.9%
		14-Mar-16	0.70	0.030	4.3%
Baghdad Hotel	HBAG	30-Aug-17	9.35	0.470	5.0%
		22-Jun-17	7.80	0.250	3.2%
Babylon Hotel	HBAY	13-Nov-17	34.00	0.200	0.6%
Ishtar Hotel	HISH	7-Dec-17	12.30	0.350	2.8%
		22-Dec-16	13.30	0.200	1.5%
National for Tourist Invest.	HNTI	4-Jul-17	6.79	0.110	1.6%
		4-Jul-16	8.51	0.060	0.7%
Palastine Hotel	HPAL	13-Mar-17	14.65	0.200	1.4%
Baghdad Soft Drinks	IBSD	26-Apr-18	4.00	0.100	2.5%
		16-Jul-17	2.28	0.100	4.4%
		12-Jun-16	1.97	0.100	5.1%
Iraqi For Tufted Carpets	IITC	19-Jul-18	7.70	0.500	6.5%
		8-Aug-17	7.75	0.500	6.5%
		20-Oct-16	5.10	0.350	6.9%
Al-Mansour Pharma. Ind.	IMAP	17-Oct-17	0.69	0.060	8.7%
		26-Sep-16	0.62	0.047	7.6%
Modern Chemical Industries(NR)	IMCI	16-Oct-17	60.00	0.650	1.1%
		28-Aug-16	70.00	0.600	0.9%
Modern Sewing	IMOS	2-Aug-18	4.70	0.150	3.2%
		24-Jul-16	3.21	0.250	7.8%
Al-Noor for Money Transfer	MTNN	29-Aug-16	-	0.550	-
Al-Nobles for Money Transfer	MTNO	30-Aug-16	-	0.600	-
Al-Hamraa Insurance	NHAM	11-Oct-16	0.64	0.216	33.8%
Baghdad Passengers Transport	SBPT	3-Oct-17	14.00	1.300	9.3%
		26-Oct-16	13.40	0.800	6.0%
Asiacell Communications PJSC	TASC	13-Nov-17	5.25	0.750	14.3%
		8-Jan-17	6.80	0.250	3.7%
Al-Khatem Telecom	TZNI	15-May-16	3.05	0.118	3.9%

Note: According to Iraqi securities rules, the ex-date is the last trading session before the Annual General Assembly Meeting (AGM). Shareholders who own the shares before or at the market close on the ex-date have the right to receive dividend and/or bonus shares and participate in the rights issue at the book value. We calculate dividend yields by dividing dividend per share to the closing price before the AGM.

Source: Iraq Stock Exchange (ISX), Iraqi Securities Commission (ISC), Rabee Securities (RS)

**Table (1.8): ISX - Total Monthly Trading Vol. (\$ mn) & Foreigners' Share in Total T. Vol. (%)**



**Table (1.9): Iraq Stock Exchange (ISX) Dividend Yields**

Iraq Stock Exchange (ISX) - Dividend Yields					
	2013	2014	2015	2016	12 month trailing*
Average Dividend Yield (%) of All ISX Stocks	0.8%	1.3%	1.0%	1.4%	1.4%
Average Dividend Yield (%) of Non-Zero Dividend Yields of ISX Stocks	6.0%	6.1%	5.5%	6.9%	5.3%
Average Dividend Yield (%) of All Top-20 ISX Stocks (by Mcap)	1.4%	3.9%	2.5%	2.2%	3.2%
Average Dividend Yield (%) of Non-Zero Dividend Yields of Top-20 ISX Stocks	7.1%	7.1%	7.1%	6.4%	6.5%

\*As of Today

Note: While calculating the dividend yields for the ISX for different periods, we grouped the ISX listed companies based on the date when the shares resumed trading following the dividend distribution decision taken in the AGM.

Source: Iraq Stock Exchange (ISX), Iraqi Securities Commission (ISC), Rabee Securities (RS)

**Table (2.0): Financial Statement Announcements (this week)**

Sector / Company Name	ISX Code	Profit (Loss) Before Tax (IQD '000)			Profit (Loss) Before Tax (\$)		
		6M17	6M18	YY Change (%)	6M17	6M18	YY Change (%)
<b>Banking Sector</b>							
Bank of Baghdad	BBOB	13,066,000	574,000	-96%	10,268,691	468,107	-95%
Kurdistan Int. Bank	BKUI	26,412,000	21,488,000	-19%	20,757,436	17,523,840	-16%
Mansour Bank	BMNS	6,882,866	10,080,543	46%	5,409,308	8,220,859	52%
Credit Bank of Iraq	BROI	3,817,930	5,685,485	49%	3,000,547	4,636,612	55%
Union Bank of Iraq	BUOI	2,454,000	-967,000	-	1,928,621	-788,605	-
World Islamic Bank for Investment & Finance	BWOR	1,314,000	1,004,564	-24%	1,032,685	819,240	-21%
<b>Telecom Sector</b>							
Asiacell Communications PJSC	TASC	45,255,000	n.a.	-	35,566,325	-	-
Average IQD/US\$*					1,272	1,226	-4%

Source: Iraq Stock Exchange (ISX), Iraqi Securities Commission (ISC), Rabee Securities (RS)

\* According to audited financial results prepared according to IFRS

\*\* We calculate average IQD/US\$ by calculating the average market price of IQD.

Note: Follow Rabee Securities (RS) on Twitter, join Facebook and LinkedIn groups.



Table (2.1): Performance of Traded Shares

Code	Paid-in Capital (IQD mn)	Closing Price (\$ mn)	Market Cap (IQD mn)	Weekly Chg (%)	YTD Chg (%)	Wk. Turnover (IQD'000)	Last Fin.*	P/E					P/BV					Profit Before Tax (IQD mn)					BV (IQD mn)					Note								
								FY14	FY15	FY16	FY17	Last*	FY14	FY15	FY16	FY17	Last*	FY14	FY15	FY16	FY17	Last*	FY14	FY15	FY16	FY17	Last*									
<b>Telecom Sector</b>																																				
Asiacell Communications PJSC	TASC	310,000	255.1	8.00	2,480,000	2,041.2	-	2122.2%	3,680	3M18	10.2	41.5	66.5	-	29.0	1.9	1.2	1.0	1.0	1.4	458,740	144,858	93,373	115,540	73,954	1,876,403	1,929,873	1,969,382	1,687,859	1,719,034	-					
Al-Khatem Telecom (NR)	TZNI	1,829,783	1,506.0	2.86	5,233,178	4,307.1	-	-45.5%	22,909	3M18	-	40.1	-	-	122.1	-	2.5	2.9	2.8	2.5	332,708	154,624	-9,537	33,695	13,394	2,401,703	2,271,919	2,072,355	2,108,516	2,097,373	-					
<b>Total</b>		<b>2,139,783</b>	<b>1,761</b>		<b>7,713,178</b>	<b>6,348.3</b>			<b>26,589</b>												<b>791,448</b>	<b>299,482</b>	<b>83,836</b>	<b>149,235</b>	<b>87,348</b>	<b>4,278,106</b>	<b>4,201,792</b>	<b>4,031,737</b>	<b>3,796,375</b>	<b>3,816,407</b>						
<b>Banking Sector</b>																																				
Al-Arabiya Islamic Bank (NR)	BAAI	250,000	205.8	1.00	250,000	205.8	-	-	0	6M18	-	-	-	-	-	-	-	1.0	1.0	1.0	-	-	-	-	730	-	-	250,903	248,143	248,873	-					
Ashur International Bank	BASH	250,000	205.8	0.26	65,000	53.5	-	-10.3%	0	3M18	24.1	10.0	-	-	-	0.9	0.4	0.3	0.3	0.2	13,367	14,425	-4,161	-	1,404	269,274	270,190	262,311	266,126	267,097	-					
Babylon Bank	BBAY	250,000	205.8	0.19	47,500	39.1	-	-36.7%	0	6M18	14.4	20.3	10.7	14.8	8.4	0.4	0.3	0.3	0.3	0.2	5,744	5,328	9,069	5,072	1,864	190,145	244,724	266,934	262,937	259,729	Suspend/ISC					
Bank of Baghdad	BBOB	250,000	205.8	0.41	102,500	84.4	-	-32.8%	265,586	6M18	13.9	51.2	9.6	24.9	-	1.3	1.1	0.8	0.6	0.4	32,847	13,261	27,889	9,455	574	292,419	268,488	294,429	272,710	274,120	-					
Cihan Bank for Islamic & Finance	BCIH	255,000	209.9	2.65	675,750	556.2	-	171.5%	675,750	3M18	7.4	3.8	-	42.8	46.6	0.5	0.3	-	2.1	2.1	26,331	31,597	25,603	19,281	996	343,780	360,892	316,097	327,100	322,326	-					
Commercial Bank of Iraq	BCOI	250,000	205.8	0.44	110,000	90.5	2.3%	-0.6%	139,194	3M18	17.9	14.1	15.8	12.2	9.9	0.6	0.4	0.4	0.4	0.2	10,462	8,109	8,500	11,507	3,968	284,385	274,201	281,941	291,809	288,512	-					
Dijlah & Furat Bank (NR)	BDFD	112,000	92.2	0.25	28,000	23.0	-	-	0	3M18	167.6	0.6	61.6	-	-	1.4	0.2	0.2	0.2	0.2	1,138	54,944	599	-	-209	118,239	166,612	131,995	123,100	122,815	Suspend/ISC					
Dar Es Salaam Inv. Bank (NR)***	BDSI	250,000	205.8	0.13	32,500	26.7	-	-	0	3M18	11.8	9.5	5.1	-	-	0.8	0.4	0.2	0.4	0.4	13,655	8,511	7,496	-104,401	2,770	180,480	187,608	185,244	79,431	82,201	Suspend/ISC					
Economy Bank (NR)	BEFI	250,000	205.8	0.53	132,000	108.6	-	0.1%	0	6M18	-	38.7	-	-	-	0.9	0.9	0.9	0.4	0.6	-3,249	6,092	609	-	-13,324	204,967	207,829	206,222	253,510	239,743	Suspend/ISC					
Elaf Islamic Bank	BELF	250,000	205.8	0.22	55,000	45.3	-	-26.7%	0	6M18	25.6	-	16.7	32.8	26.0	0.8	0.4	0.3	0.3	0.2	6,739	418	5,112	2,690	2,235	178,974	254,622	259,000	261,690	260,230	-					
Erbil Bank for Invest. & Finance (NR)	BERI	265,000	218.1	-	-	-	-	-	0	9M17	-	-	-	-	-	-	-	-	-	-	12,740	11,399	10,507	-	-	277,209	286,898	283,240	-	289,779	-					
Gulf Commercial Bank	BGUC	300,000	246.9	0.20	60,000	49.4	-	-48.7%	98,252	3M18	7.5	15.5	27.1	23.2	34.1	0.8	0.5	0.4	0.4	0.2	42,753	13,913	5,855	5,041	925	345,974	321,626	325,269	321,698	322,623	-					
Investment Bank of Iraq	BIBI	250,000	205.8	0.34	85,000	70.0	3.0%	-19.0%	2,040	3M18	8.7	9.7	14.7	25.9	30.9	0.9	0.6	0.5	0.4	0.3	34,842	20,865	12,111	4,776	884	283,749	281,262	291,489	283,146	283,833	-					
International Development Bank (NR)	BIDB	250,000	205.8	0.81	202,000	166.3	-	-	0	6M18	-	-	-	13.4	18.9	-	-	-	-	0.7	0.7	33,977	20,184	19,535	14,967	4,145	282,018	272,173	272,709	269,431	273,575	-				
Iraqi Islamic Bank	BIIB	250,000	205.8	0.40	100,000	82.3	2.6%	-20.0%	4,947,680	6M18	35.8	15.8	20.1	16.0	23.8	0.9	0.5	0.6	0.5	0.4	8,547	9,610	8,785	9,196	1,235	263,857	273,434	262,900	267,312	270,435	-					
Iraqi Middle East Bank	BIME	250,000	205.8	0.18	45,000	37.0	-	-47.8%	0	6M18	41.6	23.5	8.9	14.4	-	0.5	0.5	0.4	0.3	0.2	4,291	6,621	14,133	7,156	400	307,074	276,968	272,093	279,287	271,993	Suspend/ISC					
Iraq Noor Islamic Bank (NR)	BINI	250,000	205.8	0.98	244,000	200.8	-	-0.9%	0	6M18	-	-	-	33.7	24.6	-	-	-	-	1.0	0.9	-	-	256	7,422	5,001	-	-	250,971	258,208	263,209	-				
International Islamic Bank (NR)	BINT	100,000	82.3	0.98	98,464	81.0	-	-	0	3M18	-	-	-	-	-	-	-	-	-	1.0	1.0	-	-	87	131	-1,397	-	-	100,275	100,405	99,009	-				
Al Janoob Islamic Bank (NR)	BJAB	250,000	205.8	-	-	-	-	-	0	3M18	-	-	-	-	-	-	-	-	-	-	-	-	-	-	-	-	-	-	3,679	-	10,001	45,108	45,118	254,879	258,691	-
Kurdistan International Bank	BKUI	400,000	329.2	1.25	500,000	411.5	-	-2.3%	0	6M18	20.1	13.7	9.1	10.5	13.1	1.6	1.1	0.9	0.8	0.8	44,388	49,854	55,446	48,818	21,488	464,161	506,537	563,580	604,084	625,572	-					
Al-Bilad Islamic Bank (NR)	BLAD	250,000	205.8	0.35	87,500	72.0	-	-53.2%	0	6M18	-	-	-	-	-	-	-	-	-	0.3	0.4	-	-	-8,365	71	-5,290	-	-	258,705	259,602	249,583	Suspend/ISC				
Mosul Bank	BMFI	252,500	207.8	0.19	47,975	39.5	-	-85.2%	2,942,251	6M18	101.2	-	41.0	16.3	12.2	0.7	0.2	0.5	0.3	0.2	2,171	-332	4,053	5,824	2,158	262,940	262,608	266,660	272,484	270,969	-					
Al-Mansour Bank	BMNS	250,000	205.8	0.93	232,500	191.4	9.4%	190.6%	7,066	6M18	12.4	11.0	17.2	13.3	13.2	0.7	0.8	0.9	0.7	0.8	20,596	24,203	16,967	17,509	10,081	281,792	288,723	290,111	292,772	287,519	-					
National Islamic Bank	BNAI	251,000	206.6	1.21	303,710	250.0	0.8%	63.5%	48	3M18	-	8.7	12.8	-	-	-	0.9	1.0	1.0	1.0	37,172	35,386	26,810	-	-	4,484	285,461	288,665	284,832	293,188	297,672	-				
National Bank of Iraq	BNOI	250,000	205.8	0.32	80,000	65.8	-	-73.6%	68,053	6M18	32.4	59.9	4.4	39.6	-	0.9	0.5	0.4	0.5	0.3	8,956	4,166	27,782	5,876	-7,673	263,429	260,396	287,733	250,000	250,000	-					
North Bank	BNOR	300,000	246.9	0.11	33,000	27.2	-	-71.8%	0	6M18	16.9	-	-	-	-	0.9	0.2	0.1	0.2	0.1	23,747	-5,532	-22,937	-12,575	-3,682	334,504	329,116	306,180	293,117	289,434	Suspend/ISC					
Al-Qabedh Islamic Bank (NR)	BQAB	250,000	205.8	1.00	250,000	205.8	-	177.8%	0	6M18	-	-	-	-	-	-	-	-	-	1.0	1.0	-	-	-2,786	-1,493	-	-	-	247,213	245,932	-					
Credit Bank of Iraq (NR)	BROI	250,000	205.8	0.42	105,000	86.4	-	110.0%	0	6M18	19.5	12.7	39.4	29.7	14.4	0.9	0.5	0.6	0.5	0.3	16,016	13,914	5,597	6,736	5,685	290,171	301,810	308,278	314,801	321,663	Suspend/ISC					
Region Trade Bank (NR)	BRTB	250,000	205.8	1.00	250,000	205.8	-	-	0	6M18	-	-	-	22.9	24.4	-	-	-	-	0.9	0.9	11,981	12,382	12,614	11,863	5,514	236,402	247,748	259,291	270,196	275,789	Suspend/GA				
Sumer Commercial Bank	BSUC	250,000	205.8	0.90	225,000	185.2	-	38.5%	3,600	6M18	9.1	10.5	59.6	-	-	1.0	0.9	0.8	0.8	0.8	27,726	23,166	4,442	-	60	259,853	263,349	267,773	267,581	267,642	-					
Trans Iraq Bank for Investment	BTRI	264,000	217.3	0.70	184,800	152.1	-	-22.2%	0	6M18	-	22.1	19.8	18.0	17.9	-	0.7	0.7	0.7	0.7	6,256	11,141	13,070	12,926	5,668	216,510	274,862	276,180	277,762	273,562	-					
Trust International Islamic Bank (NR)	BTRU	250,000	205.8	-	-	-	-	-	0	6M18	-	-	-	-	-	-	-	-	-	-	-	-	-	-10,293	-	-	100,000	100,000	239,226	235,230	-					
United Bank	BUND	300,000	246.9	0.13	39,000	32.1	-	-80.5%	5,432	6M18	9.8	5.6	87.8	79.4	-	0.7	0.3	0.3	0.2	0.1	26,334	22,831	1,246	869	-13,931	316,915	321,717	322,776	323,642							



**Table (2.3): Performance of Traded Shares**

Code	Paid-in Capital (IQD mn)		Closing Price (IQD)	Market Cap (IQD mn)		Weekly Chg (%)	YTD Chg (%)	Wk. Turnover (IQD'000)	Last Fin.*	P/E					P/BV					Profit Before Tax (IQD mn)					BV (IQD mn)					Note		
	(IQD mn)	(\$ mn)		(IQD mn)	(\$ mn)				FY13	FY14	FY15	FY16	Last*	FY13	FY14	FY15	FY16	Last*	FY13	FY14	FY15	Last*	FY13	FY14	FY15	FY16	Last*					
<b>Agriculture Sector</b>																																
Al-Hliya for Agricultural Prod.	AAHP	575	0.5	1.12	644	0.5	-	-6.7%	0	3M18	28.8	12.3	13.3	29.0	12.9	2.9	2.4	2.6	2.3	2.0	2.0	22	53	53	24	31	218	271	271	295	323	-
Iraqi Agr. Prod. Mark. Meat	AIPM	5,000	4.1	4.20	21,000	17.3	2.4%	-47.1%	2,149	6M18	-	95.6	-	89.9	51.2	5.3	3.2	2.5	5.7	3.0	3.0	174	286	17	520	11	6,729	7,206	7,271	6,944	6,955	-
Iraqi Agricultural Products	AIRP	360	0.3	8.01	2,884	2.4	0.1%	4.7%	3,204	6M18	15.8	9.1	42.9	16.7	-	1.6	1.0	1.0	1.0	1.1	1.1	305	367	72	194	-83	2,608	2,786	2,573	2,717	2,721	-
Iraqi for Seed Production	AISP	10,500	8.6	4.80	50,400	41.5	-0.8%	17.1%	30,312	FY17	3.7	6.5	7.5	7.3	8.7	-	2.3	1.8	1.7	2.0	2.0	9,318	6,568	6,173	5,878	-601	-	18,725	24,909	24,722	24,722	Suspend/ISC
Modern Animal & Agr. Production	AMAP	4,101	3.4	0.29	1,189	1.0	-	-9.4%	0	3M18	31.9	23.0	-	-	-	0.6	0.5	0.5	-	0.3	0.3	81	101	-110	-	-45	4,455	4,577	4,467	-	4,337	Suspend/ISC
Middle East Prod. & Mark. - Fish	AMEF	300	0.2	12.00	3,600	3.0	-	49.1%	0	3M18	15.1	13.6	17.1	33.5	30.2	1.5	1.3	1.3	1.5	2.2	2.2	182	182	158	86	63	1,576	1,576	1,706	1,639	1,622	-
<b>Total</b>		<b>20,836</b>	<b>17.1</b>		<b>79,717</b>	<b>65.6</b>			<b>35,664</b>													<b>10,082</b>	<b>7,556</b>	<b>6,362</b>	<b>6,702</b>	<b>-624</b>	<b>15,585</b>	<b>35,142</b>	<b>41,198</b>	<b>36,317</b>	<b>40,681</b>	
<b>Insurance Sector</b>																																
Al-Hliya For Insurance (NR)	NAHF	2,500	2.1	0.39	975	0.8	-	-	0	6M18	-	-	-	-	-	0.8	0.5	0.4	0.4	0.4	0.4	-207	-174	-45	-121	-79	2,933	2,774	2,729	2,607	2,607	-
Al-Ameen for Insurance**	NAME	3,819	3.1	0.38	1,451	1.2	-5.0%	-5.0%	57	6M18	10.0	11.8	19.5	-	-	1.1	1.0	0.8	0.4	0.4	0.4	501	385	206	-79	20	3,902	3,953	4,065	3,989	4,009	-
Dar Al-Salam for Insurance (NR)	NDSA	5,000	4.1	0.80	4,000	3.3	-	70.2%	0	3M18	16.7	15.9	24.8	77.5	60.9	1.2	0.7	0.6	1.1	0.7	0.7	391	282	138	76	-37	4,499	4,953	4,683	4,267	5,722	-
Gulf Insurance&Reinsurance	NGIR	2,000	1.6	0.56	1,120	0.9	-	-42.8%	0	6M18	-	30.7	40.7	5.4	-	2.0	0.9	1.2	0.4	0.5	0.5	-235	65	65	232	-194	2,242	1,908	1,957	2,631	2,437	-
Al-Hamraa for Insurance (NR)	NHAM	5,000	4.1	0.42	2,100	1.7	-	-20.8%	0	6M18	15.1	4.3	4.4	3.2	4.3	0.9	0.5	0.3	0.3	0.2	0.2	409	867	480	648	561	5,748	6,476	6,940	8,168	8,728	-
<b>Total</b>		<b>18,319</b>	<b>15.1</b>		<b>9,646</b>	<b>7.9</b>			<b>57</b>													<b>858</b>	<b>1,425</b>	<b>843</b>	<b>755</b>	<b>271</b>	<b>19,324</b>	<b>20,064</b>	<b>20,374</b>	<b>21,663</b>	<b>23,503</b>	
<b>Investment Sector</b>																																
Al-Ameen Financial Inv. (NR)	VAMF	1,500	1.2	1.15	1,725	1.4	-	-64.6%	0	6M18	-	-	-	-	24.8	2.5	2.4	2.8	1.7	1.7	1.7	-135	-140	-74	-102	-11	800	662	588	986	986	-
AL- Batek Investment (NR)	VBAT	1,000	0.8	0.72	720	0.6	-	-37.4%	0	6M18	-	-	-	-	-	0.6	0.6	0.6	0.6	0.6	0.6	-31	-45	-80	-39	-19	1,417	1,371	1,291	1,251	1,235	-
Al-Khair for Financial Inv. (NR)	VKHF	7,000	5.8	0.22	1,540	1.3	-	-69.4%	0	9M16	-	-	-	-	-	0.4	0.4	-	-	0.2	0.2	-128	-96	-	-	-62	6,608	6,512	-	-	6,512	Suspend/ISC
Bain Al-Nahrain Financial Inv. (NR)	VMES	1,000	0.8	0.90	900	0.7	-	309.1%	0	6M18	-	46.1	-	-	-	1.0	1.0	1.2	1.5	1.3	1.3	-55	26	-189	-176	-47	1,033	1,048	859	684	684	-
AL-Wiaam for Financial Inv. (NR)	VWIF	2,000	1.6	0.88	1,760	1.4	-	-12.0%	0	6M18	-	-	-	59.5	38.0	1.3	1.0	1.0	1.0	1.0	1.0	-355	-45	-2	35	-29	1,829	1,785	1,783	1,813	1,784	-
Al-Zawraa for Financial Inv. (NR)	VZAF	1,150	0.9	0.36	414	0.3	-	-59.6%	0	6M18	49.6	-	-	-	-	0.6	0.5	0.4	0.4	0.4	0.4	19	-80	-49	-35	-16	1,313	1,233	1,184	1,149	1,149	-
<b>Total</b>		<b>13,650</b>	<b>11.2</b>		<b>7,059</b>	<b>5.8</b>			<b>0</b>													<b>-685</b>	<b>-381</b>	<b>-394</b>	<b>-317</b>	<b>-185</b>	<b>13,000</b>	<b>12,611</b>	<b>5,705</b>	<b>5,883</b>	<b>12,349</b>	
<b>Money Transfer Sector</b>																																
Al-Hair for Money Transfer (NR) ***	MTAH	100,000	82.3	1.00	100,000	82.3	-	222.6%	0	6M18	-	-	-	70.0	103.0	-	-	-	1.4	2.1	2.1	114	239	516	1,092	247	15,374	45,523	45,952	46,862	47,109	-
Al-Taif Money Transfer (NR)	MTAI	38,000	31.3	3.00	114,000	93.8	-	361.5%	0	FY17	-	-	-	-	-	-	2.6	2.1	2.5	2.5	2.5	533	691	278	293	293	38,930	45,947	46,177	46,201	46,201	Suspend/ISC
Al-Manafaa for Money Trans. (NR)	MTMA	45,000	37.0	-	-	-	-	-	0	6M18	-	-	-	-	-	-	-	-	-	-	-	-35	-47	3	388	68	14,963	44,936	44,938	45,318	45,387	-
Mouta for Remittance (NR)	MTMO	100,000	82.3	-	-	-	-	-	0	FY17	-	-	-	-	-	-	-	-	-	-	-	-58	24	91	145	145	15,149	45,169	45,245	100,387	100,387	Suspend/ISC
Al-Maraj Al-Alamiya for Money T. (NR)	MTMR	100,000	82.3	1.00	100,000	82.3	-	-	0	FY16	-	-	-	-	-	-	-	-	-	-	-	-42	10	46	-	46	-	99,884	99,923	-	99,923	-
Al-Nibal Al Arabia for Money Transfer (NR)	MTNI	45,000	37.0	1.00	45,000	37.0	-	-	0	6M18	-	-	-	-	178.6	-	1.0	1.0	1.0	1.0	1.0	69	89	82	80	94	25,379	45,436	45,469	45,521	45,427	-
Alnoor for Money Transfer (NR)	MTNN	45,000	37.0	0.32	14,400	11.9	-	-68.0%	0	6M18	-	-	-	61.1	87.3	-	-	-	1.0	0.3	0.3	62	366	30	736	-6	20,287	45,598	45,628	46,364	46,359	-
Nobles for Money Transfer (NR)	MTNO	30,000	24.7	1.00	30,000	24.7	-	-	0	6M18	-	-	-	125.1	-	-	-	-	0.7	0.7	0.7	148	290	161	240	-1	20,602	45,839	45,520	45,759	45,791	-
Al-Rabita Almalia for Money Tr. (NR)	MTRA	100,000	82.3	0.50	50,000	41.2	-	-50.0%	0	3M18	-	-	-	-	-	-	-	-	1.1	1.1	1.1	8	24	315	252	-4	15,117	45,138	45,400	45,609	45,605	-
<b>Total</b>		<b>603,000</b>	<b>496</b>		<b>453,400</b>	<b>373</b>			<b>0</b>													<b>799</b>	<b>1,687</b>	<b>1,522</b>	<b>3,226</b>	<b>882</b>	<b>165,822</b>	<b>463,470</b>	<b>464,252</b>	<b>422,022</b>	<b>522,188</b>	
<b>Grand Total</b>		<b>12,244,999</b>	<b>10,078</b>		<b>14,327,168</b>	<b>11,792</b>			<b>26,700,124</b>													<b>1,296,638</b>	<b>743,416</b>	<b>416,075</b>	<b>287,166</b>	<b>145,251</b>	<b>12,153,759</b>	<b>12,850,276</b>	<b>14,057,116</b>	<b>14,080,525</b>	<b>14,549,915</b>	

Source: Iraq Stock Exchange

\*Last Financials: The date of the most recent financial statements.

P/E (Last): While calculating P/E (Last), we divided "Current Mcap" to "trailing net profit" when the recently announced financial statements are for the interim period. For the companies which trailing profit cannot be calculated due to lack of information, we divided "Current Mcap" to "annualized YTD profit," while calculating P/E (Last). We adjusted unaudited profit before tax values by deducting 15% income tax, while calculating annualized YTD profit.

P/BV (Last): Calculated by dividing "Current Mcap" to "BV in its Last Financials".

\*\*When the original shares resume trading, we start using the number of shares that the company will reach after the capital increase with the assumption that the capital increase was reflected to the price of the shares. We use the new capital in calculating Mcap, too.

Note: "Suspend/ISC" companies are not trading due to ISC Instructions.

"Suspend/GA" companies are not trading due to General Assembly Meetings

"(NR)": These are the companies which are trading in the Non-Regular market (in compliance with Iraq Securities Commission law numbered 132/9 on 20/12/2012). These companies were moved to the secondary market (non-regular) because of the decrease in their trading volume and the number of days that these companies are being traded for. Please note, according to the Regulations of the Secondary Market, in each trading session, the average share price will be calculated for each share. The maximum increase and decrease of +/- 20% will be based on the average price in the previous session. The price should be valid during three effective trading sessions after the listing, and it will be free in the first trading session after capital increasing.



**For any inquiries, contact:**

**Research**

Aysegul Ozge Ozgur (SVP, Head of Research)

[aozgur@rs.iq](mailto:aozgur@rs.iq)

Tugba Tan (Analyst)

[ttan@rs.iq](mailto:ttan@rs.iq)

Ahmed Abdul - Ameer (Junior Analyst)

[aameer@rs.iq](mailto:aameer@rs.iq)

Lana Nihad (Associate)

[lnihad@rs.iq](mailto:lnihad@rs.iq)

[research@rs.iq](mailto:research@rs.iq)

Tel: +90 212 219 2524

**Trading**

[traders@rs.iq](mailto:traders@rs.iq)

Tel: +964 727 002 0407

**Info**

[info@rs.iq](mailto:info@rs.iq)

Tel: +964 (790) 133 1492

**RS Bloomberg page: <RSIQ>**

**RS Website: RS.IQ**



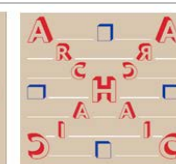
Asiacell has won "EMEA Finance's Best IPO in EMEA award" in EMEA Finance's Achievement Awards 2013.

(Arranger of the deal: Rabee Securities (RS))



Asiacell was named the winner of the corporate finance category in the 2013 Association of Corporate Treasures Middle East Deals (ACTME) of the Year Awards.

(Arranger of the deal: Rabee Securities (RS))



RS is a proud supporter of the Iraq Pavilion in the Venice Biennale . 2011 - 2013 - 2015 - 2017

**Baghdad HQ**

903/14/19  
Karada, Baghdad, Iraq  
Tel: +964 727 002 0407

**Erbil**

Italian Village offices  
Office Number: 32, Erbil, Iraq  
Tel: +964 770 493 9999

**Suleymani**

Rand Gallery  
Office No: 4, Floor: 6, Suleymani, Iraq  
Tel: +964 770 651 9944

**Istanbul Rep. Office**

Halaskargazi Cad. 103/16  
Osmanbey, Istanbul, Turkey  
Tel: +90 212 219 2524  
Mob: +90 539 456 4566

**DISCLAIMER**

This publication may not be reproduced, modified, or re-disseminated in whole or in part without the prior written permission of Rabee Securities. The information provided herein is of a general nature and for informational purposes only and is not intended to serve as an offer or solicitation with respect to the purchase or sale of any security, or as a recommendation to adopt any particular trading strategy. Such information is subject to change without prior notice. Although Rabee Securities obtains information from sources it considers reliable, Rabee Securities makes no representations or warranties, express or implied, as to the information's accuracy or completeness. Furthermore, such information may be incomplete or condensed. Rabee Securities, its affiliates, directors, employees, assigns, agents, and successors bear no liability for any errors or omissions in this publication or for any losses arising from the use of or reliance upon this information. This limitation on liability applies to direct, indirect, consequential, special, punitive, or other damages, as well as damages for loss of profits or business interruption. Investors shall bear all responsibility for investment decisions taken on the basis of the contents of this report. Rabee Securities strongly advises potential investors to seek financial guidance when determining whether an investment is appropriate to their needs. All estimates included in this report constitute Rabee Securities' opinion as of the date published on the report and are subject to change without notice.