

For any inquiries, contact:

Research
Aysegul Ozge Ozgur
SVP, Head of Research (aozgur@rs.iq)

Tugba Tan
Analyst (ttan@rs.iq)

Lana Nihad
Associate (lnihad@rs.iq)

research@rs.iq

Trading
traders@rs.iq
Address: 903/14/19 Karada, Baghdad-Iraq
Tel: +964 (0) 727 002 0407
info@rs.iq

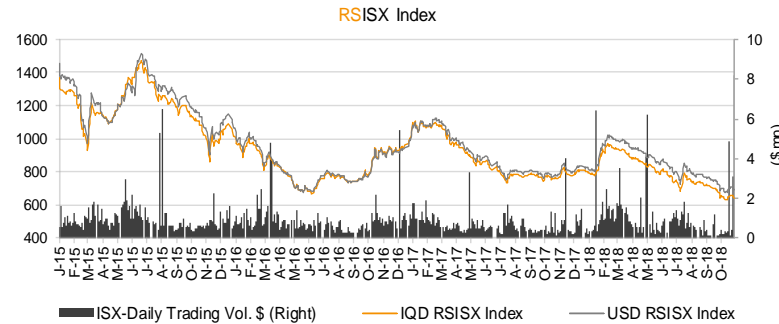
RS Website: RS.IQ
RS Bloomberg page: <RSIQ>

Closing prices for the shares traded on the ISX are now available on Bloomberg.

DISCLAIMER
This publication may not be reproduced, modified, or re-disseminated in whole or in part without the prior written permission of Rabee Securities. The information provided herein is of a general nature and for informational purposes only and is not intended to serve as an offer or solicitation with respect to the purchase or sale of any security, or as a recommendation to adopt any particular trading strategy. Such information is subject to change without prior notice. Although Rabee Securities obtains information from sources it considers reliable, Rabee Securities makes no representations or warranties, express or implied, as to the information's accuracy or completeness. Furthermore, such information may be incomplete or condensed. Rabee Securities, its affiliates, directors, employees, assigns, agents, and successors bear no liability for any errors or omissions in this publication or for any losses arising from the use of or reliance upon this information. This limitation on liability applies to direct, indirect, consequential, special, punitive, or other damages, as well as damages for loss of profits or business interruption. Investors shall bear all responsibility for investment decisions taken on the basis of the contents of this report. Rabee Securities strongly advises potential investors to seek financial guidance when determining whether an investment is appropriate to their needs. All estimates included in this report constitute Rabee Securities' opinion as of the date published on the report and are subject to change without notice.

Daily Bulletin / Wednesday

Iraqi Dinar Value **Daily Value Traded**
(CBI Auction Price: 1190* / Market Exchange Rate: 1212.5) **IQD427,197,836**



*The CBI increased selling price of one US\$ from 1184 IQD to 1190 IQD starting from May 24, 2018 while keeping buying price of one US\$ at 1182 IQD. The CBI stated that the maximum US\$ selling price of one US\$ by banks and other financial institutions would be 1200 IQD.

The RSISX Performance

	Close	Change (d/d)	Change (YTD)
IQD RSISX	644	0.1%	-20.6%
USD RSISX	689	0.1%	-17.5%

News from Iraq

Politics

- Prime Minister Adil Abdul Mahdi said in a news conference Wednesday that his government is working closely with the parliament to fill the remaining ministerial vacancies. He said that no administrative vacuums have been generated in the executive and that all positions will be filled in the coming days. "Iraq will support neither Iran nor the US in their conflict," he added, referencing concern among some that his government would favor one or the other. The second set of US sanctions targeting Iran's energy, financial, and shipping sectors took effect Monday, November 5. Eight countries received sanctions waivers: China, India, Greece, Italy, Taiwan, Japan, Turkey, and South Korea. According to Secretary of State, Mike Pompeo, Iraq was not among the countries receiving a waiver. (NRT tv, Kurdistan 24)
- Iraq's parliament decided the budget must be amended before it is given a first reading of the legislature. Some MPs had reservations about elements of the draft 2019 budget, Muthana Amin, head of the KIU bloc, said. The parliament decided to send these concerns back to the government to consider before the parliament gives the bill a first reading, he explained. (Rudaw)
- The President, Barham Salih, received on Tuesday the Ambassador of Mauritania to Iraq, Sadati Sheikh Ould Ahmed Aicha, who conveyed a letter from Mauritanian President Mohamed Ould Abdel Aziz congratulating his sovereignty on assuming his duties. While President Barham Salih expressed his deep thanks to the Mauritanian President for his congratulatory message, he stressed Iraq's keenness to develop relations with the Mauritanian Republic in various sectors, in order to serve our people and support stability. (Presidency.iq)

Economics

- The Kurdistan Region's Ministry of Electricity announced Tuesday that it would increase electricity distribution by a little more than 50% from 2,300 MW to 3,500 MW. Director of the Kurdistan Region Electricity Control Department Omed Ahmad said that "The plan is to increase electricity production beginning next week, starting with the addition of 250 MW of output. The process will continue until the end of March." A statement from the KRG's Ministry of Electricity said that it has begun using smart network technology to manage distribution. The system is expected to be fully implemented throughout the region by the end of 2019 and will help to reduce electricity transmission loss from 30% to 25%. (NRT tv)
- A meeting was held between Basra Governor As'ad al-Idani and the Turkish ambassador to discuss issues of joint concern, particularly water and re-opening the Turkish consulate in Basra. Possibility of connecting Greater Fao Terminal with Fishkhabour border crossing in the north of Iraq was discussed between the two sides, Basra statement said. (Iraq Trade Link)

ISX, ISC & CBI

- ISX will suspend trading of Al-Ahlyia for Agricultural Production (AAHP) starting Nov. 20, 2018 due to the AGM* which will be held on Nov. 27, 2018 to discuss and approve the financial results of the ending year Mar. 31, 2018.
- Ready Made Clothes (IRMC) will resume trading tomorrow (Nov. 8, 2018) after discussing and approving 2017 annual financial results and deciding to distribute 5% cash dividend (IQD0.05 dividend per share, 0.6% dividend yield) in its AGM which was held on Nov.5, 2018. The opening price will be IQD8.25 with +/-10% change.
- ISX suspended trading of Elaf Islamic Bank (BELF) starting today (Nov. 7, 2018) due to the AGM* which will be held on Nov. 12, 2018 to discuss and approve 2017 annual financial results.
- Iraqi Islamic Bank (BIIB) invited its shareholders to visit the company's headquarter starting Nov. 11, 2018 to receive their cash dividend.

Best and Worst Performers

Best Performers	Code	Closing Price(IQD)	% Chg.	Trading Vol. (\$'000)/d
Mamoura Real-estate Inv.	SMRI	1.780	4.7%	14.32
Al-Sadeer Hotel	HSAD	12.000	4.3%	2.18
Baghdad Soft Drinks	IBSD	3.550	2.0%	35.11
-	-	-	-	-
-	-	-	-	-

Worst Performers	Code	Closing Price(IQD)	% Chg.	Trading Vol. (\$'000)/d
AL- Kindi of Veterinary Vac.	IKLV	0.950	-8.7%	18.30
Iraqi Islamic Bank	BIIB	0.290	-6.5%	0.12
Gulf Commercial Bank	BGUC	0.150	-6.3%	7.08
Mosul Bank	BMFI	0.150	-6.3%	2.85
Kharkh Tour Amusement City	SKTA	4.100	-4.4%	1.38

Top 5 Trading Volume	Code	Trading Vol. (IQDmn)/d	Trading Vol. (\$'000)/d	Share in total T. Volume
Al-Khatem Telecom (NR)	TZNI	251.7	207.6	58.9%
Baghdad Soft Drinks	IBSD	42.6	35.1	10.0%
Bank of Baghdad	BBOB	27.2	22.4	6.4%
Al-Mansour Pharma. Ind.	IMAP	23.7	19.6	5.6%
AL- Kindi of Veterinary Vac.	IKLV	22.2	18.3	5.2%

Distribution of Trading Volumes by Sectors

Sector	Trading Vol. (IQD mn)/d	Trading Vol. ('000 \$)/d	Share in Total Trading Volume (%)
Telecom Sector	251.7	207.6	58.9%
Banking Sector	46.2	38.1	10.8%
Industry Sector	93.2	76.8	21.8%
Hotels & Tourism Sec.	2.6	2.2	0.6%
Services Sector	19.2	15.9	4.5%
Agriculture Sector	14.2	11.7	3.3%
Insurance Sector	0.06	0.05	0.00
Investment Sector	-	-	-
Money Transfer sector	-	-	-
Total	427.2	352.3	100.0%

Daily Transactions in Brief

The **RSISX** index ended the day at **IQD644 / \$689 (+0.1%) (-20.6% YTD and -17.5% YTD, respectively)**.

The number of traded shares was **368 mn** and the trading volume was **IQD427 mn (\$352 K)**.

3 out of **24** traded listed stocks' price increased while the prices of **14** stocks decreased and the price of remaining **7** stocks haven't changed.

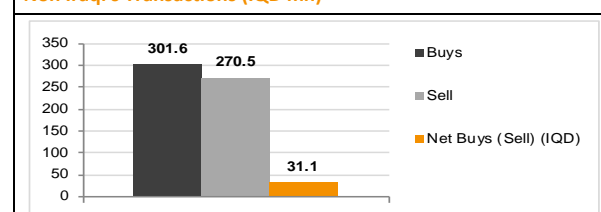
Non Iraqis executed 62 transactions in this session:

Buys: **50** transactions in **7** companies operating in banking, industry, services and telecom sectors.

Sell: **12** transactions in **2** companies operating in industry and telecom sectors.

Net buys: **IQD31 mn (\$25.6 K)**. Share in total trading volume: **67.0%**

Non Iraqi's Transactions (IQD mn)



Note: Follow Rabee Securities (RS) on Twitter, join Facebook and LinkedIn groups.



Performance of Traded Shares

Company Names	ISX Code	Opening Price (IQD/share)	Price at Session Close (IQD/share)	Previous Closing Price (IQD/share)	Change in Closing Price	Highest Price (IQD/share)	Lowest Price (IQD/share)	No. of Trades (#/d)	No. of Traded Shares (mn)/d	Trading Vol. (IQD mn) /d	Avg. Daily Trading Vol. (Excluding Cross Trans.) ('000 \$)*	Mcap (\$mn)	Last Fin.**	P/E (Last)	P/BV (Last)
Telecom Sector															
Asiacell Communications PJSC	TASC	-	no trade	8.00	-	-	-	-	-	-	122.4	2,045.4	6M18	21.3	1.5
Al-Khatem Telecom (NR)	TZNI	2.86	2.86	2.86	0.0%	2.86	2.86	1	88	252	32.3	4,316.0	6M18	123.8	2.5
Telecom Sector Total								1	88	252		6,361.4			
Banking Sector															
Al-Arabiya Islamic Bank (NR)	BAAI	-	no trade	1.00	-	-	-	-	-	-	-	206.2	9M18	-	1.0
Asia Al Iraq Islamic Bank (NR)	BAIB	-	no trade	1.15	-	-	-	-	-	-	0.2	94.8	9M18	-	1.1
Ashur International Bank	BASH	-	no trade	0.23	-	-	-	-	-	-	13.4	47.4	6M18	3.6	0.2
Babylon Bank	BBAY	-	Suspend/ISC	0.19	-	-	-	-	-	-	0.6	39.2	9M18	9.7	0.2
Bank of Baghdad	BBOB	0.29	0.30	0.30	0.0%	0.30	0.29	17	94	27	102.8	61.9	6M18	-	0.3
Cihan Bank for Islamic & Finance	BCIH	-	no trade	2.65	-	-	-	-	-	-	48.1	557.3	9M18	-	2.1
Commercial Bank of Iraq	BCOI	0.40	0.40	0.41	-2.4%	0.40	0.40	4	3	1	9.3	82.5	6M18	9.5	0.3
Dijlah & Furat Bank (NR)	BDFD	-	Suspend/ISC	0.25	-	-	-	-	-	-	0	23.1	6M18	-	0.2
Dar Es Salaam Inv. Bank (NR)***	BDSI	-	Suspend/ISC	0.13	-	-	-	-	-	-	0	26.8	3M18	-	0.2
Economy Bank (NR)	BEFI	-	Suspend/ISC	0.53	-	-	-	-	-	-	0	108.9	9M18	-	0.5
Elaf Islamic Bank	BELF	-	Suspend/GA	0.22	-	-	-	-	-	-	0.1	45.4	6M18	26.0	0.2
Erbil Bank for Invest. & Finance (NR)	BERI	-	Suspend/ISC	-	-	-	-	-	-	-	-	-	9M17	-	-
Gulf Commercial Bank	BGUC	0.16	0.15	0.16	-6.3%	0.16	0.15	8	57	9	16.4	37.1	9M18	-	0.1
Investment Bank of Iraq	BIBI	-	Suspend/GA	0.30	-	-	-	-	-	-	6.2	61.9	6M18	39.8	0.3
International Development Bank (NR)	BIDB	-	no trade	0.81	-	-	-	-	-	-	22.3	167.0	9M18	33.5	0.7
Iraqi Islamic Bank	BIIB	0.29	0.29	0.31	-6.5%	0.29	0.29	1	1	0	40.0	59.8	9M18	23.2	0.3
Iraqi Middle East Bank	BIME	0.12	0.12	0.12	0.0%	0.12	0.12	4	7	1	20.9	24.7	9M18	-	0.1
Iraq Noor Islamic Bank (NR)	BINI	-	no trade	0.98	-	-	-	-	-	-	-	201.2	6M18	24.6	0.9
International Islamic Bank (NR)	BINT	-	no trade	0.98	-	-	-	-	-	-	-	81.2	6M18	-	1.0
Al Janoob Islamic Bank (NR)	BJAB	-	no trade	-	-	-	-	-	-	-	-	-	6M18	-	-
Kurdistan International Bank	BKUI	1.15	1.15	1.15	0.0%	1.15	1.15	1	1	1	77.0	379.4	9M18	24.4	0.8
Al-Bilad Islamic Bank (NR)	BLAD	-	Suspend/ISC	0.35	-	-	-	-	-	-	-	72.2	6M18	-	0.3
Mosul Bank	BMFI	0.15	0.15	0.16	-6.3%	0.15	0.15	7	23	3	89.4	31.2	6M18	9.6	0.1
Al-Mansour Bank	BMNS	0.63	0.63	0.65	-3.1%	0.63	0.63	1	1	1	7.2	129.9	6M18	9.0	0.5
National Islamic Bank	BNAI	-	no trade	1.21	-	-	-	-	-	-	4.7	250.5	6M18	-	1.0
National Bank of Iraq	BNOI	-	no trade	0.20	-	-	-	-	-	-	9.7	41.2	6M18	-	0.2
North Bank	BNOR	-	Suspend/ISC	0.11	-	-	-	-	-	-	9.1	27.2	9M18	-	0.1
Al-Qabedh Islamic Bank (NR)	BQAB	-	Suspend/ISC	1.00	-	-	-	-	-	-	441.7	206.2	9M18	-	1.0

Performance of Traded Shares

Company Names	ISX Code	Opening Price (IQD/share)	Price at Session Close (IQD/share)	Previous Closing Price (IQD/share)	Change in Closing Price	Highest Price (IQD/share)	Lowest Price (IQD/share)	No. of Trades (#/d)	No. of Traded Shares (mn)/d	Trading Vol. (IQD mn) /d	Avg. Daily Trading Vol. (Excluding Cross Trans.) ('000 \$)*	Mcap (\$mn)	Last Fin.**	P/E (Last)	P/BV (Last)
Banking Sector (Cont.)															
Credit Bank of Iraq (NR)	BROI	-	no trade	0.39	-	-	-	-	-	-	1.7	80.4	9M18	14.7	0.3
Region Trade Bank (NR)	BRTB	-	no trade	1.00	-	-	-	-	-	-	0.0	206.2	9M18	21.3	0.9
Sumer Commercial Bank	BSUC	0.88	0.88	0.88	0.0%	0.88	0.88	2	4	3	0.7	181.4	9M18	-	0.8
Trans Iraq Bank for Investment	BTRI	-	no trade	0.70	-	-	-	-	-	-	0.5	152.4	9M18	22.7	0.7
Trust International Islamic Bank (NR)	BTRU	-	no trade	-	-	-	-	-	-	-	-	-	9M18	-	-
United Bank	BUND	-	Suspend/ISC	0.09	-	-	-	-	-	-	1.4	22.3	9M18	-	0.1
Union Bank (NR)	BUOI	-	Suspend/ISC	0.29	-	-	-	-	-	-	0	60.3	6M18	-	0.3
World Islamic Bank for Inv. & Fin. (NR)	BWOR	-	no trade	1.00	-	-	-	-	-	-	0.0	206.2	6M18	-	1.0
Zain Al-Iraq Islamic Bank (NR)	BZII	-	no trade	0.37	-	-	-	-	-	-	619.3	76.3	9M18	-	0.4
Banking Sector Total								45	190	46		4,049.6			
Industry Sector															
Baghdad for Packing Materials	IBPM	-	Suspend/GA	1.29	-	-	-	-	-	-	0.0	1.1	9M18	33.6	1.4
Baghdad Soft Drinks	IBSD	3.47	3.55	3.48	2.0%	3.55	3.40	48	12	43	77.6	519.2	9M18	15.0	1.9
Electronic Industries	IELI	-	Suspend/ISC	0.45	-	-	-	-	-	-	0	6.7	6M17	-	0.6
Fallujah for Construction Mat. (NR)	IFCM	-	Suspend/ISC	1.51	-	-	-	-	-	-	0	3.9	9M13	87.4	1.6
Nationality Househ. Furniture (NR)	IHFI	-	Suspend/ISC	0.90	-	-	-	-	-	-	0	0.9	3M14	-	0.6
Al-Hilal Industries	IHLI	-	Suspend/ISC	0.35	-	-	-	-	-	-	9.0	3.6	6M18	-	-
Iraqi for Carton Manufact. & Trading	IICM	-	Suspend/ISC	0.27	-	-	-	-	-	-	0	1.7	6M18	-	-
Iraqi Date Processing&Marketing	IIDP	1.01	1.01	1.02	-1.0%	1.01	1.01	2	1	1	5.4	14.4	9M18	-	0.7
Iraqi Engineering Works	IIEW	-	no trade	0.78	-	-	-	-	-	-	0.1	1.0	9M18	-	1.0
Iraqi For Tufted Carpets	IITC	7.15	7.15	7.16	-0.1%	7.15	7.15	3	0	2	2.0	2.9	9M18	5.5	1.4
Al -Khazer for Construction M. (NR)	IKHC	-	Suspend/ISC	1.27	-	-	-	-	-	-	0	1.2	9M13	34.2	1.1
AL- Kindi of Veterinary Vac.	IKLV	1.02	0.95	1.04	-8.7%	1.02	0.95	32	23	22	10.6	4.7	9M18	15.3	0.9
Al-Mansour Pharma. Ind.	IMAP	0.60	0.60	0.61	-1.6%	0.60	0.60	7	40	24	9.0	3.2	9M18	20.0	0.5
Modern Chemical Industries (NR)	IMCI	-	Suspend/GA	60.00	-	-	-	-	-	-	0.0	8.9	9M18	-	-
Modern Construction Mat. (NR)	IMCM	-	Suspend/ISC	0.47	-	-	-	-	-	-	0	2.1	9M13	-	0.5
Metallic Ind. and Bicycles	IMIB	-	Suspend/ISC	1.75	-	-	-	-	-	-	6.1	10.8	9M18	-	-
Modern Sewing	IMOS	3.50	3.55	3.60	-1.4%	3.55	3.50	3	0	1	1.7	2.9	9M18	6.9	2.3
Modern Paint Industries (NR)	IMPI	-	Suspend/ISC	1.25	-	-	-	-	-	-	0	9.5	FY15	-	2.5
National Chemical Industries	INCP	-	no trade	0.61	-	-	-	-	-	-	21.8	7.6	6M18	-	3.2
Ready Made Clothes	IRMC	-	Suspend/GA	8.30	-	-	-	-	-	-	0.7	10.9	6M18	22.2	5.8
The Light Industries (NR)	ITLI	-	Suspend/ISC	0.31	-	-	-	-	-	-	0	4.3	9M16	-	-
Industry Sector Total								95	76	93		621.5			
Hotels & Tourism Sector															
Ashour Hotel (NR)	HASH	-	Suspend/ISC	7.20	-	-	-	-	-	-	0.1	2.2	FY16	-	13.0
Baghdad Hotel	HBAG	-	Suspend/GA	8.99	-	-	-	-	-	-	0.6	28.5	9M18	21.4	4.9
Babylon Hotel	HBAY	-	Suspend/ISC	47.60	-	-	-	-	-	-	6.2	78.5	6M18	19.4	14.0
Ishtar Hotels	HISH	-	Suspend/ISC	10.00	-	-	-	-	-	-	1.1	28.9	6M18	-	3.1
Karbala Hotels****	HKAR	-	no trade	1.01	-	-	-	-	-	-	0.2	6.2	6M18	-	1.3

Source: Iraq Stock Exchange

Performance of Traded Shares

Company Names	ISX Code	Opening Price (IQD/share)	Price at Session Close (IQD/share)	Previous Closing Price (IQD/share)	Change in Closing Price	Highest Price (IQD/share)	Lowest Price (IQD/share)	No. of Trades (#/d)	No. of Traded Shares (mn)/d	Trading Vol. (IQD mn) /d	Avg. Daily Trading Vol. (Excluding Cross Trans.) ('000 \$)*	Mcap (\$mn)	Last Fin.**	P/E (Last)	P/BV (Last)
Hotels & Tourism Sector (Cont.)															
Mansour Hotel	HMAN	-	no trade	11.50	-	-	-	-	-	-	0.5	27.7	6M18	52.1	10.9
National for Tourist Investment	HNTI	6.75	6.75	6.75	0.0%	6.75	6.75	1	0	0	3.0	34.8	9M18	43.6	2.9
Palestine Hotel	HPAL	-	Suspend/ISC	10.30	-	-	-	-	-	-	8.0	38.0	9M18	33.3	10.1
Al-Sadeer Hotel***	HSAD	11.75	12.00	11.50	4.3%	12.65	11.75	3	0	3	1.7	17.2	6M18	-	-
Mosul Dam Tourist Village (NR)	HTVM	-	Suspend/ISC	5.00	-	-	-	-	-	-	0.1	1.0	9M18	-	-
Hotel&Tourism Sector Total								4	0	3		263.0			
Services Sector															
Al-Ameen Estate Inv. (NR)	SAEI	-	no trade	0.76	-	-	-	-	-	-	0.0	4.4	9M18	11.1	0.8
AL-Badia for General Trans	SBAG	-	Suspend/ISC	0.59	-	-	-	-	-	-	0	1.1	9M16	-	0.4
Baghdad Passengers Transport	SBPT	-	no trade	15.00	-	-	-	-	-	-	1.1	12.4	9M18	10.2	3.4
Iraqi for General Transp. (NR)	SIGT	-	Suspend/ISC	0.55	-	-	-	-	-	-	0	1.8	FY15	-	0.5
Iraqi Land Transport	SILT	-	Suspend/ISC	0.71	-	-	-	-	-	-	0	8.2	9M18	-	0.8
Kharkh Tour Amuzement City	SKTA	4.24	4.10	4.29	-4.4%	4.24	4.10	2	0	2	7.2	3.4	6M18	32.5	3.1
Al-Mosul for Funfairs (NR)	SMOF	13.00	13.00	13.20	-1.5%	13.00	13.00	2	0	0	3.2	8.6	9M18	-	6.2
Mamoura Real-estate Inv.	SMRI	1.69	1.78	1.70	4.7%	1.78	1.65	18	10	17	9.4	33.4	9M18	-	1.7
AL-Nukhba for Construction	SNUC	-	no trade	0.34	-	-	-	-	-	-	0.0	0.6	9M18	-	0.3
Services Sector Total								22	11	19		73.8			
Agriculture Sector															
Al-Ahlyia for Agricultural Prod.	AAHP	-	no trade	1.20	-	-	-	-	-	-	0.3	0.6	6M18	-	2.3
Iraqi Agr. Prod. Mark. Meat	AIPM	4.10	4.10	4.20	-2.4%	4.10	4.10	3	0	1	15.6	16.9	9M18	61.8	2.9
Iraqi Agricultural Products	AIRP	-	no trade	8.20	-	-	-	-	-	-	1.0	2.4	9M18	-	1.1
Iraqi for Seed Production	AISP	4.55	4.50	4.55	-1.1%	4.55	4.50	23	3	14	38.2	39.0	6M18	8.1	1.8
Modern Animal & Agr. Production	AMAP	-	no trade	0.27	-	-	-	-	-	-	0.0	0.9	6M18	-	0.3
Middle East Prod. & Mark. - Fish	AMEF	-	no trade	9.75	-	-	-	-	-	-	7.0	2.4	3M18	24.6	1.8
Agriculture Sector Total								26	3	14		62.2			
Insurance Sector															
AHliya For Insurance (NR)	NAHF	-	no trade	0.40	-	-	-	-	-	-	0.0	0.8	6M18	-	0.4
Al-Ameen for Insurance***	NAME	0.30	0.30	0.30	0.0%	0.30	0.30	1	0	0	0.1	0.9	9M18	-	0.3
Dar Al-Salam for Insurance (NR)	NDSA	-	no trade	0.50	-	-	-	-	-	-	0.2	2.1	6M18	17.7	0.4
Gulf Insurance&Reinsurance	NGIR	-	no trade	0.56	-	-	-	-	-	-	0.1	0.9	9M18	5.7	0.5
Al-Hamraa for Insurance (NR)***	NHAM	-	no trade	0.30	-	-	-	-	-	-	-	1.7	9M18	3.3	0.2
Insurance Sector Total								1	0	0		6.5			

Performance of Traded Shares

Company Names	ISX Code	Opening Price (IQD/share)	Price at Session Close (IQD/share)	Previous Closing Price (IQD/share)	Change in Closing Price	Highest Price (IQD/share)	Lowest Price (IQD/share)	No. of Trades (#/d)	No. of Traded Shares (mn)/d	Trading Vol. (IQD mn) /d	Avg. Daily Trading Vol. (Excluding Cross Trans.) ('000 \$)*	Mcap (\$mn)	Last Fin.**	P/E (Last)	P/BV (Last)
Investment Sector															
Al-Ameen Financial Inv. (NR)	VAMF	-	no trade	1.15	-	-	-	-	-	-	0.0	1.4	9M18	20.5	1.7
AL- Batek Investment (NR)	VBAT	-	no trade	0.72	-	-	-	-	-	-	0.0	0.6	9M18	-	0.6
Al-Khair for Financial Inv. (NR)	VKHF	-	Suspend/ISC	0.22	-	-	-	-	-	-	0	1.3	9M16	-	0.2
Bain Al-Nahrain Financial Inv. (NR)	VMES	-	no trade	0.90	-	-	-	-	-	-	0.0	0.7	9M18	-	1.3
AL-Wiaam for Financial Inv. (NR)	VWIF	-	no trade	0.88	-	-	-	-	-	-	0.1	1.5	9M18	24.3	1.0
Al-Zawraa for Financial Inv. (NR)	VZAF	-	no trade	0.36	-	-	-	-	-	-	0.0	0.3	9M18	-	0.4
Investment Sector Total												5.8			
Money Transfer Sector															
Al-Harir for Money Transfer (NR) ***	MTAH	-	no trade	1.00	-	-	-	-	-	-	0.3	82.5	9M18	-	2.1
Al-Taif Money Transfer (NR)	MTAI	-	Suspend/ISC	3.00	-	-	-	-	-	-	0	94.0	FY17	-	2.5
Al-Manafaa for Money Trans. (NR)	MTMA	-	no trade	-	-	-	-	-	-	-	-	-	6M18	-	-
Mouta for Remittance (NR)	MTMO	-	Suspend/ISC	-	-	-	-	-	-	-	0	-	FY17	-	-
Al Nibal Al Arabya for Money T. (NR)	MTNI	-	no trade	1.00	-	-	-	-	-	-	-	37.1	9M18	-	1.0
Alnoor for Money Transfer (NR)	MTNN	-	no trade	0.32	-	-	-	-	-	-	93.9	11.9	9M18	-	0.3
Nobles for Money Transfer (NR)	MTNO	-	no trade	1.00	-	-	-	-	-	-	-	24.7	9M18	-	0.7
Al-Rabita Al-Maliya Co. (NR)***	MTRA	-	Suspend/ISC	0.50	-	-	-	-	-	-	-	41.2	3M18	-	1.1
Money Transfer Sector Total												291.5			
Grand Total								194	368	427		11,735.3			

Source: Iraq Stock Exchange

*Average data was calculated according to recent six months, by dividing the total trading volume (excluding cross transactions) in the last six months to total number of trading days (excluding the No. of days share were suspended due to GA or by ISC).

** Last Financials: The date of the most recent financial statements.

P/E (Last): While calculating P/E (Last), we divided "Current Mcap" to "trailing net profit" when the recently announced financial statements are for the interim period. For the companies which trailing profit cannot be calculated due to lack of information, we divide "Current MCap" to "annualized YTD profit," while calculating P/E (Last). We adjusted unaudited profit before tax values by deducting 15% income tax, while calculating annualized YTD profit.

P/BV (Last): Calculated by dividing "Current Mcap" to "BV in its Last Financials".

Iraqi banks started to publish IFRS annual reports starting 2016; however, interim period results are available according to Iraqi accounting rules. As a result, we will continue to depend only on the financial results prepared according to Iraqi accounting rules to be able to work with consistent data till the financial statements for both quarterly and annual data will be available according to IFRS standards.

***When the original shares resume trading, we start using the number of shares that the company will reach after the capital increase with the assumption that the capital increase was reflected to the price of the shares. We use the new capital in calculating Mcap.

Note: "Suspend/ISC" companies are not trading due to ISC Instructions.

"Suspend/GA" companies are not trading due to General Assembly Meetings.

"(NR)": These are the companies which are trading in the Non-Regular market (in compliance with Iraq Securities Commission law numbered 132/9 on 20/12/2012). These companies were moved to the secondary market (non-regular) because of the decrease in their trading volume and the number of days that these companies are being traded for. Please note, according to the Regulations of the Secondary Market, in each trading session, the average share price will be calculated for each share. The maximum increase and decrease of +/- 20% will be based on the average price in the previous session. The price should be valid during three effective trading sessions after the listing, and it will be free in the first trading session after capital increasing.

"We use the FX rate given by the bank that Rabee Securities makes its banking transactions while calculating the dollar values in our research reports instead of CBI market FX rate to be more conservative."

For any inquiries, contact:

Research

Aysegul Ozge Ozgur (SVP, Head of Research)

aozgur@rs.iq

Tugba Tan (Analyst)

ttan@rs.iq

Lana Nihad (Associate)

lnihad@rs.iq

research@rs.iq

Tel: +90 212 219 2524

Mob: +90 539 456 4566

Trading

traders@rs.iq

Tel: +964 727 002 0407

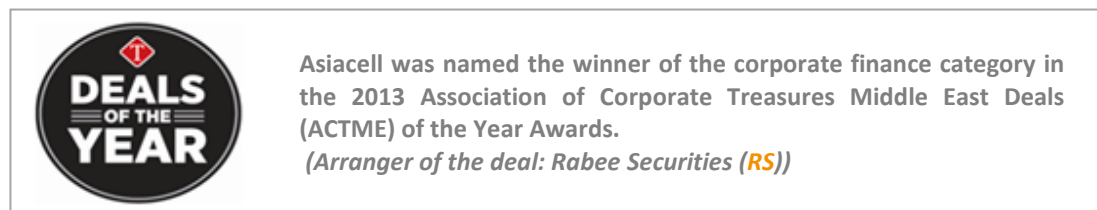
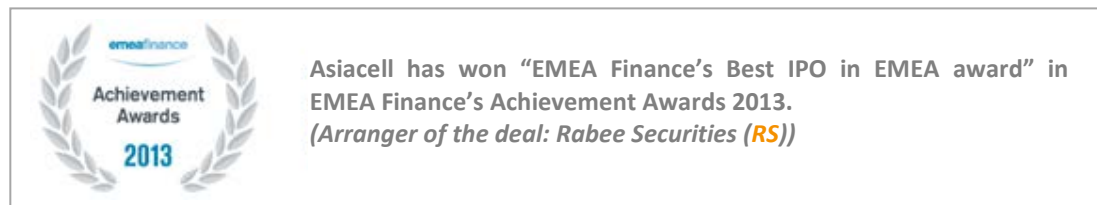
Info

info@rs.iq

Tel: +964 (770) 450 7463

RS Bloomberg page: <RSIQ>

RS Website: RS.IQ



Baghdad HQ

903/14/19
Karada, Baghdad, Iraq
Tel: +964 727 002 0407

Erbil

Italian Village offices
Office No: 32, Erbil, Iraq
Mob: +964 770 493 9999

Suleymani

Rand Gallery
Office No: 4, Floor: 6, Suleymani, Iraq
Mob: +964 770 651 9944

Istanbul Rep. Office

Halaskargazi Cad. No: 103/16
Osmanbey, Istanbul, Turkey
Tel: +90 212 219 2524
Mob: +90 539 456 4566

DISCLAIMER

This publication may not be reproduced, modified, or re-disseminated in whole or in part without the prior written permission of Rabee Securities. The information provided herein is of a general nature and for informational purposes only and is not intended to serve as an offer or solicitation with respect to the purchase or sale of any security, or as a recommendation to adopt any particular trading strategy. Such information is subject to change without prior notice. Although Rabee Securities obtains information from sources it considers reliable, Rabee Securities makes no representations or warranties, express or implied, as to the information's accuracy or completeness. Furthermore, such information may be incomplete or condensed. Rabee Securities, its affiliates, directors, employees, assigns, agents, and successors bear no liability for any errors or omissions in this publication or for any losses arising from the use of or reliance upon this information. This limitation on liability applies to direct, indirect, consequential, special, punitive, or other damages, as well as damages for loss of profits or business interruption. Investors shall bear all responsibility for investment decisions taken on the basis of the contents of this report. Rabee Securities strongly advises potential investors to seek financial guidance when determining whether an investment is appropriate to their needs. All estimates included in this report constitute Rabee Securities' opinion as of the date published on the report and are subject to change without notice.