

For any inquiries, contact:

Research

Aysegul Ozge Ozgur

SVP, Head of Research (aozgur@rs.iq)

Tugba Tan

Analyst (ttan@rs.iq)

Lana Nihad

Associate (lnihad@rs.iq)

research@rs.iq

Trading

traders@rs.iq

Address: 903/14/19 Karada, Baghdad-Iraq

Tel: +964 (0) 727 002 0407

info@rs.iq

RS Website: RS.IQ

RS Bloomberg page: <RSIQ>

Closing prices for the shares traded on the ISX are now available on Bloomberg.

DISCLAIMER

This publication may not be reproduced, modified, or re-disseminated in whole or in part without the prior written permission of Rabee Securities. The information provided herein is of a general nature and for informational purposes only and is not intended to serve as an offer or solicitation with respect to the purchase or sale of any security, or as a recommendation to adopt any particular trading strategy. Such information is subject to change without prior notice. Although Rabee Securities obtains information from sources it considers reliable, Rabee Securities makes no representations or warranties, express or implied, as to the information's accuracy or completeness. Furthermore, such information may be incomplete or condensed. Rabee Securities, its affiliates, directors, employees, assigns, agents, and successors bear no liability for any errors or omissions in this publication or for any losses arising from the use of or reliance upon this information. This limitation on liability applies to direct, indirect, consequential, special, punitive, or other damages, as well as damages for loss of profits or business interruption. Investors shall bear all responsibility for investment decisions taken on the basis of the contents of this report. Rabee Securities strongly advises potential investors to seek financial guidance when determining whether an investment is appropriate to their needs. All estimates included in this report constitute Rabee Securities' opinion as of the date published on the report and are subject to change without notice.

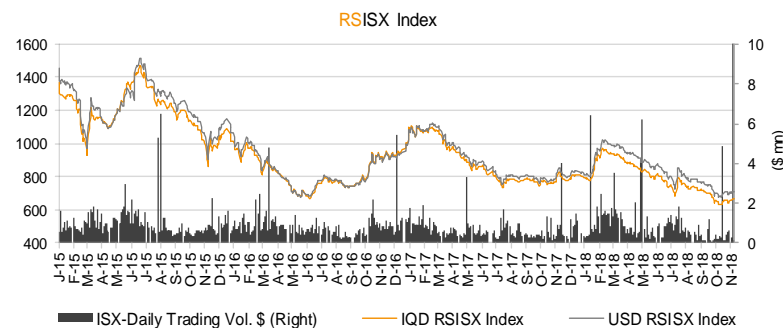
Daily Bulletin / Monday

Iraqi Dinar Value

(CBI Auction Price: 1190* / Market Exchange Rate: 1212.5)

Daily Value Traded

IQD161,448,356



*The CBI increased selling price of one US\$ from 1184 IQD to 1190 IQD starting from May 24, 2018 while keeping buying price of one US\$ at 1182 IQD. The CBI stated that the maximum US\$ selling price of one US\$ by banks and other financial institutions would be 1200 IQD.

The RSISX Performance

	Close	Change (d/d)	Change (YTD)
IQD RSISX	663	-0.2%	-18.3%
USD RSISX	709	-0.2%	-15.1%

News from Iraq

Politics

- Saudi Arabia's King Salman received Iraq's new President Barham Saleh on Sunday on his first official visit to the Kingdom. The king discussed regional developments with Saleh, the official Saudi Press Agency said. There have been several visits in recent months between the two countries as Iraq seeks closer ties with Saudi Arabia as it looks to rebuild after the defeat of ISIS. (Arab News)
- The President Barham Salih received on Monday Secretary-General of the Gulf Cooperation Council (GCC) for Arab States, Abdullatif bin Rashid Al-Zayani. During the meeting, they discussed aspects of joint cooperation between the GCC member states and Iraq and ways of enhancing and developing them in all fields. The latest political and security developments in the region and issues of common interest were also reviewed between the two sides. (Saudi Press Agency)
- US President Donald Trump on Monday announced his intention to visit Iraq and Afghanistan. Trump said in an interview that he had several plans, including the visit of US troops in Iraq and Afghanistan, without revealing the timing of his visit. (Alsumaria)

Economics

- Iranian ambassador to Baghdad said Iran and Iraq are weighing plans to eliminate US dollar in trade transactions and also lift visa requirements for citizens of the two countries. Speaking at a TV program on Saturday, Iraj Masjedi said Tehran and Baghdad are considering plans to use Iraqi dinar for trade transactions or develop barter trade considering the banking problems caused by the US sanctions on Iran. (Iraq Business News)
- Prime Minister Adel Abdul Mahdi received a telephone call from US Treasury Secretary Steven Mnuchin. During the meeting, they discussed boosting cooperation between the two countries in various fields. The Prime Minister stressed the importance of continued international support for Iraq. (Pmo.iq)
- The Secretary-General of the Council of Ministers met with the Lebanese Ambassador to Iraq, Ali Adib Al-Habhab, stressing the government's keenness to promote economic cooperation between the two countries. He called on the Lebanese international companies to open up to the investment opportunities announced by Iraq, especially industrial projects to achieve development in the local product and reconstruction projects. (Cabinet.iq)

ISX, ISC & CBI

- **Investment Bank of Iraq (BIBI): 9M18 (unaudited financial statements): B/S - 9M18:** Assets: IQD559.2 bn, -0.3% q/q (-3% ytd), Monetary credits: IQD108.1 bn, -18% q/q (-9% ytd), Cash: IQD321.3 bn, -5% (-17% ytd), Deposits: IQD232.4 bn, +0.5% q/q (+9% ytd), Shareholders' Equity (BV): IQD282.6 bn, -0.2% q/q (-0.2% ytd). **P&L - 3Q18:** NBI: IQD1.1 bn, +2% q/q (-57% y/y), Profit (loss) bef. tax: -IQD0.6 bn (-IQD0.8 bn in 2Q18 and +IQD0.3 bn in 3Q17). **P&L - 9M18:** NBI: IQD5.0 bn, -48% y/y, Profit (loss) bef. tax: -IQD0.4 bn (+3.0 bn in 9M17).
- ISX will suspend trading of Middle East Producing & Marketing Fish (AMEF) starting Dec. 2, 2018 due to the AGM* that will be held on Dec. 5, 2018 to discuss and approve the financials of the ending year Mar. 31, 2018.
- ISX will suspend trading of Mansour Hotel (HMAN) starting Nov. 28, 2018 due to the AGM* that will be held on Dec. 3, 2018 to discuss and approve 2017 annual financial results.
- Investment Bank of Iraq (BIBI) will resume trading on Nov. 21, 2018 after discussing and approving 2017 annual financial results.
- ISX suspended trading of Iraqi for Seed Production (AISP) starting today (Nov. 19, 2018) due to the AGM* that will be held on Nov. 22, 2018 to discuss and approve 2017 annual financial results.

Best and Worst Performers

Best Performers	Code	Closing Price(IQD)	% Chg.	Trading Vol. (\$'000)/d
National Bank of Iraq	BNOI	0.340	9.7%	29.76
Baghdad Soft Drinks	IBSD	3.540	0.9%	44.05
Iraqi Agr. Prod. Mark. Meat	AIPM	4.420	0.5%	3.90
-	-	-	-	-
-	-	-	-	-

Worst Performers	Code	Closing Price(IQD)	% Chg.	Trading Vol. (\$'000)/d
Al-Sadeer Hotel	HSAD	11.000	-8.3%	1.71
Iraqi Date Processing&Marketing	IIDP	1.020	-4.7%	2.16
Babylon Hotel	HBAY	46.000	-3.4%	2.55
Asiacell Communications PJSC	TASC	8.320	-1.9%	10.07
Karbala Hotels	HKAR	1.000	-1.0%	0.41

Top 5 Trading Volume	Code	Trading Vol. (IQDmn)/d	Trading Vol. (\$'000)/d	Share in total T. Volume
Baghdad Soft Drinks	IBSD	53.4	44.0	33.1%
National Bank of Iraq	BNOI	36.1	29.8	22.4%
Asiacell Communications PJSC	TASC	12.2	10.1	7.6%
AL- Kindi of Veterinary Vac.	IKLV	7.9	6.5	4.9%
National Chemical Industries	INCP	7.9	6.5	4.9%

Distribution of Trading Volumes by Sectors

Sector	Trading Vol. (IQD mn)/d	Trading Vol. ('000 \$)/d	Share in Total Trading Volume (%)
Telecom Sector	12.2	10.1	7.6%
Banking Sector	54.8	45.2	33.9%
Industry Sector	76.4	63.0	47.3%
Hotels & Tourism Sec.	5.7	4.7	3.5%
Services Sector	7.7	6.3	4.8%
Agriculture Sector	4.7	3.9	2.9%
Insurance Sector	-	-	-
Investment Sector	-	-	-
Money Transfer sector	-	-	-
Total	161.4	133.2	100.0%

Daily Transactions in Brief

The **RSISX** index ended the day at **IQD663 / \$709 (-0.2%) (-18.3% YTD and -15.1% YTD, respectively)**.

The number of traded shares was **241 mn** and the trading volume was **IQD161 mn (\$133 K)**.

3 out of **21** traded listed stocks' price increased while the prices of **5** stocks decreased and the price of remaining **13** stocks haven't changed.

Note: ISX will be closed tomorrow (Nov. 20, 2018) due to a religious holiday (Birth of the Prophet). The next trading session will be on Wednesday (Nov. 21, 2018).

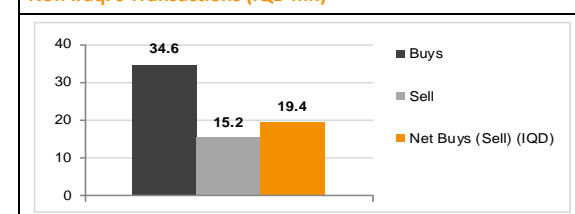
Non Iraqis executed 39 transactions in this session:

Buy: 26 transactions in 4 companies operating in banking, services and industry sectors.

Sell: 13 transactions in 3 companies operating in banking, industry and telecom sectors.

Net buy: IQD19.4 mn (\$15.9 K). Share in total trading volume: **15.4%**

Non Iraqi's Transactions (IQD mn)



Note: Follow Rabee Securities (RS) on Twitter, join Facebook and LinkedIn groups.



Performance of Traded Shares

Company Names	ISX Code	Opening Price (IQD/share)	Price at Session Close (IQD/share)	Previous Closing Price (IQD/share)	Change in Closing Price	Highest Price (IQD/share)	Lowest Price (IQD/share)	No. of Trades (#/d)	No. of Traded Shares (mn)/d	Trading Vol. (IQD mn) /d	Avg. Daily Trading Vol. (Excluding Cross Trans.) ('000 \$)*	Mcap (\$mn)	Last Fin.**	P/E (Last)	P/BV (Last)
Telecom Sector															
Asiacell Communications PJSC	TASC	8.40	8.32	8.48	-1.9%	8.40	8.25	7	1	12	65.3	2,127.2	6M18	22.2	1.6
Al-Khatem Telecom (NR)	TZNI	-	no trade	2.86	-	-	-	-	-	-	32.3	4,316.0	6M18	123.8	2.5
Telecom Sector Total								7	1	12		6,443.2			
Banking Sector															
Al-Arabiya Islamic Bank (NR)	BAAI	-	no trade	1.00	-	-	-	-	-	-	-	206.2	9M18	-	1.0
Asia Al Iraq Islamic Bank (NR)	BAIB	-	no trade	1.15	-	-	-	-	-	-	0.1	94.8	9M18	-	1.1
Ashur International Bank	BASH	0.23	0.23	0.23	0.0%	0.23	0.23	1	1	0	13.4	47.4	6M18	3.6	0.2
Babylon Bank	BBAY	-	Suspend/ISC	0.19	-	-	-	-	-	-	0.7	39.2	9M18	9.7	0.2
Bank of Baghdad	BBOB	0.30	0.30	0.30	0.0%	0.30	0.30	1	25	8	94.8	61.9	9M18	-	0.3
Cihan Bank for Islamic & Finance	BCIH	-	no trade	2.65	-	-	-	-	-	-	48.1	557.3	9M18	-	2.1
Commercial Bank of Iraq	BCOI	-	no trade	0.42	-	-	-	-	-	-	8.5	86.6	9M18	10.4	0.4
Dijlah & Furat Bank (NR)	BDFD	-	Suspend/ISC	0.25	-	-	-	-	-	-	0	23.1	6M18	-	0.2
Dar Es Salaam Inv. Bank (NR)***	BDSI	-	Suspend/ISC	0.13	-	-	-	-	-	-	0	26.8	3M18	-	0.2
Economy Bank (NR)	BEFI	-	Suspend/ISC	0.53	-	-	-	-	-	-	0	108.9	9M18	-	0.5
Elaf Islamic Bank	BELF	-	Suspend/GA	0.22	-	-	-	-	-	-	0.1	45.4	6M18	26.0	0.2
Erbil Bank for Invest. & Finance (NR)	BERI	-	Suspend/ISC	-	-	-	-	-	-	-	-	-	FY17	-	-
Gulf Commercial Bank	BGUC	-	no trade	0.18	-	-	-	-	-	-	15.8	44.5	9M18	-	0.2
Investment Bank of Iraq	BIBI	-	Suspend/GA	0.30	-	-	-	-	-	-	6.5	61.9	9M18	67.2	0.3
International Development Bank (NR)	BIDB	-	no trade	0.81	-	-	-	-	-	-	22.3	167.0	9M18	33.5	0.7
Iraqi Islamic Bank	BIIB	0.35	0.35	0.35	0.0%	0.35	0.35	1	0	0	39.9	72.2	9M18	28.0	0.3
Iraqi Middle East Bank	BIME	0.14	0.14	0.14	0.0%	0.14	0.14	12	42	6	24.0	28.9	9M18	-	0.1
Iraq Noor Islamic Bank (NR)	BINI	-	no trade	0.98	-	-	-	-	-	-	-	201.2	9M18	30.3	0.9
International Islamic Bank (NR)***	BINT	-	no trade	0.98	-	-	-	-	-	-	-	203.0	6M18	-	2.5
Al Janoob Islamic Bank (NR)	BJAB	-	Suspend/GA	-	-	-	-	-	-	-	-	-	6M18	-	-
Kurdistan International Bank	BKUI	-	no trade	1.15	-	-	-	-	-	-	77.0	379.4	9M18	24.4	0.8
Al-Bilad Islamic Bank (NR)	BLAD	-	Suspend/ISC	0.35	-	-	-	-	-	-	0	72.2	9M18	-	0.3
Mosul Bank	BMFI	0.16	0.16	0.16	0.0%	0.16	0.16	7	19	3	89.7	33.3	6M18	10.3	0.1
Al-Mansour Bank	BMNS	0.63	0.63	0.63	0.0%	0.63	0.63	1	3	2	8.3	129.9	6M18	9.0	0.5
National Islamic Bank	BNAI	-	no trade	1.10	-	-	-	-	-	-	4.7	227.7	6M18	-	0.9
National Bank of Iraq	BNOI	0.32	0.34	0.31	9.7%	0.34	0.32	32	108	36	10.6	70.1	9M18	-	0.3
North Bank	BNOR	-	Suspend/ISC	0.11	-	-	-	-	-	-	10.1	27.2	9M18	-	0.1
Al-Qabedh Islamic Bank (NR)	BQAB	-	Suspend/ISC	1.00	-	-	-	-	-	-	70.0	206.2	9M18	-	1.0

Performance of Traded Shares

Company Names	ISX Code	Opening Price (IQD/share)	Price at Session Close (IQD/share)	Previous Closing Price (IQD/share)	Change in Closing Price	Highest Price (IQD/share)	Lowest Price (IQD/share)	No. of Trades (#/d)	No. of Traded Shares (mn)/d	Trading Vol. (IQD mn) /d	Avg. Daily Trading Vol. (Excluding Cross Trans.) ('000 \$)*	Mcap (\$mn)	Last Fin.**	P/E (Last)	P/BV (Last)
Banking Sector (Cont.)															
Credit Bank of Iraq (NR)	BROI	-	no trade	0.42	-	-	-	-	-	-	1.7	86.6	9M18	15.9	0.3
Region Trade Bank (NR)	BRTB	-	no trade	1.00	-	-	-	-	-	-	0.0	206.2	9M18	21.3	0.9
Sumer Commercial Bank	BSUC	-	43,319.00	0.89	-	-	-	-	-	-	0.6	183.5	9M18	-	0.8
Trans Iraq Bank for Investment	BTRI	-	no trade	0.70	-	-	-	-	-	-	0.5	152.4	9M18	22.7	0.7
Trust International Islamic Bank (NR)	BTRU	-	no trade	-	-	-	-	-	-	-	-	-	9M18	-	-
United Bank	BUND	-	Suspend/ISC	0.09	-	-	-	-	-	-	1.5	22.3	9M18	-	0.1
Union Bank (NR)	BUOI	-	Suspend/ISC	0.29	-	-	-	-	-	-	0	60.3	9M18	-	0.3
World Islamic Bank for Inv. & Fin. (NR)	BWOR	-	no trade	1.00	-	-	-	-	-	-	0.0	206.2	6M18	-	1.0
Zain Al-Iraq Islamic Bank (NR)	BZII	-	no trade	0.37	-	-	-	-	-	-	696.6	76.3	9M18	-	0.4
Banking Sector Total								55	198	55		4,215.9			
Industry Sector															
Baghdad for Packing Materials	IBPM	-	no trade	1.29	-	-	-	-	-	-	0.0	1.1	9M18	33.6	1.4
Baghdad Soft Drinks	IBSD	3.50	3.54	3.51	0.9%	3.54	3.47	52	15	53	72.7	517.7	9M18	14.9	1.9
Electronic Industries	IELI	-	Suspend/ISC	0.45	-	-	-	-	-	-	0	6.7	6M17	-	0.6
Fallujah for Construction Mat. (NR)	IFCM	-	Suspend/ISC	1.51	-	-	-	-	-	-	0	3.9	9M13	87.4	1.6
Nationality Househ. Furniture (NR)***	IHFI	-	Suspend/ISC	0.90	-	-	-	-	-	-	0	1.2	3M14	-	0.8
Al-Hilal Industries	IHLI	-	Suspend/ISC	0.35	-	-	-	-	-	-	8.3	3.6	6M18	-	-
Iraqi for Carton Manufact. & Trading	IICM	-	Suspend/ISC	0.27	-	-	-	-	-	-	0	1.7	6M18	-	-
Iraqi Date Processing&Marketing	IIDP	1.05	1.02	1.07	-4.7%	1.05	1.01	7	3	3	6.0	14.5	9M18	-	0.7
Iraqi Engineering Works	IIEW	-	no trade	0.78	-	-	-	-	-	-	0.1	1.0	9M18	-	1.0
Iraqi For Tufted Carpets	IITC	7.25	7.25	7.25	0.0%	7.25	7.25	6	0	4	2.1	3.0	9M18	5.6	1.4
Al -Khazer for Construction M. (NR)	IKHC	-	Suspend/ISC	1.27	-	-	-	-	-	-	0	1.2	FY17	83.5	1.1
AL- Kindi of Veterinary Vac.	IKLV	1.12	1.13	1.13	0.0%	1.13	1.12	9	7	8	10.5	5.5	9M18	18.2	1.0
Al-Mansour Pharma. Ind.	IMAP	0.62	0.62	0.62	0.0%	0.62	0.62	2	0	0	8.2	3.3	9M18	20.7	0.5
Modern Chemical Industries (NR)	IMCI	-	Suspend/GA	60.00	-	-	-	-	-	-	-	8.9	9M18	-	-
Modern Construction Mat. (NR)	IMCM	-	Suspend/ISC	0.47	-	-	-	-	-	-	0	2.1	9M13	-	0.5
Metallic Ind. and Bicycles	IMIB	-	Suspend/ISC	1.75	-	-	-	-	-	-	3.6	10.8	9M18	-	-
Modern Sewing	IMOS	-	no trade	3.55	-	-	-	-	-	-	1.6	2.9	9M18	6.9	2.3
Modern Paint Industries (NR)	IMPI	-	Suspend/ISC	1.25	-	-	-	-	-	-	0	9.5	FY15	-	2.5
National Chemical Industries	INCP	0.63	0.63	0.63	0.0%	0.63	0.63	8	13	8	17.9	7.9	6M18	-	3.3
Ready Made Clothes	IRMC	9.00	9.00	9.00	0.0%	9.00	9.00	1	0	1	0.6	11.8	6M18	24.1	6.3
The Light Industries (NR)	ITLI	-	Suspend/ISC	0.31	-	-	-	-	-	-	0	4.3	9M16	-	-
Industry Sector Total								85	38	76		622.7			
Hotels & Tourism Sector															
Ashour Hotel (NR)	HASH	-	Suspend/ISC	7.20	-	-	-	-	-	-	0.1	2.2	FY16	-	13.0
Baghdad Hotel	HBAG	-	no trade	8.50	-	-	-	-	-	-	0.6	26.9	9M18	20.2	4.6
Babylon Hotel	HBAY	47.00	46.00	47.60	-3.4%	47.00	46.00	6	0	3	2.4	75.9	9M18	19.9	20.4
Ishtar Hotels	HISH	-	Suspend/ISC	10.00	-	-	-	-	-	-	1.2	28.9	6M18	-	3.1
Karbala Hotels***	HKAR	1.00	1.00	1.01	-1.0%	1.00	1.00	1	1	1	0.2	6.2	9M18	-	1.3

Source: Iraq Stock Exchange

Performance of Traded Shares

Company Names	ISX Code	Opening Price (IQD/share)	Price at Session Close (IQD/share)	Previous Closing Price (IQD/share)	Change in Closing Price	Highest Price (IQD/share)	Lowest Price (IQD/share)	No. of Trades (#/d)	No. of Traded Shares (mn)/d	Trading Vol. (IQD mn) /d	Avg. Daily Trading Vol. (Excluding Cross Trans.) ('000 \$)*	Mcap (\$mn)	Last Fin.**	P/E (Last)	P/BV (Last)
Hotels & Tourism Sector (Cont.)															
Mansour Hotel	HMAN	-	no trade	11.25	-	-	-	-	-	-	0.5	27.1	9M18	-	10.5
National for Tourist Investment	HNTI	-	no trade	6.70	-	-	-	-	-	-	2.9	34.6	9M18	43.3	2.9
Palestine Hotel	HPAL	-	no trade	10.50	-	-	-	-	-	-	9.0	38.7	9M18	25.7	10.3
Al-Sadeer Hotel***	HSAD	11.50	11.00	12.00	-8.3%	11.50	11.00	2	0	2	1.8	15.7	6M18	-	-
Mosul Dam Tourist Village (NR)	HTVM	-	Suspend/ISC	5.00	-	-	-	-	-	-	0.1	1.0	9M18	-	-
Hotel&Tourism Sector Total								9	1	6		257.2			
Services Sector															
Al-Ameen Estate Inv. (NR)	SAEI	-	no trade	0.76	-	-	-	-	-	-	0.0	4.4	9M18	11.1	0.8
AL-Badia for General Trans	SBAG	-	Suspend/ISC	0.59	-	-	-	-	-	-	0	1.1	9M16	-	0.4
Baghdad Passengers Transport	SBPT	14.75	14.75	14.75	0.0%	14.75	14.75	7	0	6	1.6	12.2	9M18	10.0	3.3
Iraqi for General Transp. (NR)	SIGT	-	Suspend/ISC	0.55	-	-	-	-	-	-	0	1.8	FY15	-	0.5
Iraqi Land Transport	SILT	-	Suspend/ISC	0.71	-	-	-	-	-	-	0	8.2	9M18	-	0.8
Kharkh Tour Amuzement City	SKTA	-	Suspend/GA	4.10	-	-	-	-	-	-	7.0	3.4	6M18	32.5	3.1
Al-Mosul for Funfairs (NR)	SMOF	-	no trade	12.85	-	-	-	-	-	-	3.2	8.5	9M18	-	6.1
Mamoura Real-estate Inv.	SMRI	1.79	1.79	1.79	0.0%	1.79	1.79	4	1	2	9.1	33.6	9M18	-	1.7
AL-Nukhba for Construction	SNUC	-	no trade	0.34	-	-	-	-	-	-	0.0	0.6	9M18	-	0.3
Services Sector Total								11	1	8		73.6			
Agriculture Sector															
Al-Ahlyia for Agricultural Prod.	AAHP	-	no trade	1.20	-	-	-	-	-	-	0.3	0.6	6M18	-	2.3
Iraqi Agr. Prod. Mark. Meat	AIPM	4.40	4.42	4.40	0.5%	4.43	4.40	11	1	5	15.7	18.2	9M18	66.7	3.2
Iraqi Agricultural Products	AIRP	-	no trade	8.19	-	-	-	-	-	-	1.1	2.4	9M18	-	1.1
Iraqi for Seed Production	AISP	-	Suspend/GA	4.50	-	-	-	-	-	-	36.5	39.0	6M18	8.1	1.8
Modern Animal & Agr. Production	AMAP	-	no trade	0.27	-	-	-	-	-	-	0.0	0.9	9M18	-	0.3
Middle East Prod. & Mark. - Fish	AMEF	-	no trade	9.75	-	-	-	-	-	-	1.6	2.4	6M18	25.2	1.8
Agriculture Sector Total								11	1	5		63.5			
Insurance Sector															
AHliya For Insurance (NR)	NAHF	-	no trade	0.40	-	-	-	-	-	-	0.0	0.8	6M18	-	0.4
Al-Ameen for Insurance***	NAME	-	no trade	0.30	-	-	-	-	-	-	0.1	0.9	9M18	-	0.3
Dar Al-Salam for Insurance (NR)***	NDSA	-	no trade	0.64	-	-	-	-	-	-	0.2	3.7	6M18	31.7	0.8
Gulf Insurance&Reinsurance	NGIR	-	no trade	0.56	-	-	-	-	-	-	0.1	0.9	9M18	5.7	0.5
Al-Hamraa for Insurance (NR)***	NHAM	-	no trade	0.30	-	-	-	-	-	-	-	1.7	9M18	3.3	0.2
Insurance Sector Total								-	-	-		8.1			

Source: Iraq Stock Exchange

Performance of Traded Shares

Company Names	ISX Code	Opening Price (IQD/share)	Price at Session Close (IQD/share)	Previous Closing Price (IQD/share)	Change in Closing Price	Highest Price (IQD/share)	Lowest Price (IQD/share)	No. of Trades (#/d)	No. of Traded Shares (mn)/d	Trading Vol. (IQD mn) /d	Avg. Daily Trading Vol. (Excluding Cross Trans.) ('000 \$)*	Mcap (\$mn)	Last Fin.**	P/E (Last)	P/BV (Last)
Investment Sector															
Al-Ameen Financial Inv. (NR)	VAMF	-	no trade	1.15	-	-	-	-	-	-	0.0	1.4	9M18	20.5	1.7
AL- Batek Investment (NR)	VBAT	-	no trade	0.72	-	-	-	-	-	-	0.0	0.6	9M18	-	0.6
Al-Khair for Financial Inv. (NR)	VKHF	-	Suspend/ISC	0.22	-	-	-	-	-	-	0	1.3	9M16	-	0.2
Bain Al-Nahrain Financial Inv. (NR)	VMES	-	no trade	0.90	-	-	-	-	-	-	0.0	0.7	9M18	-	1.3
AL-Wiaam for Financial Inv. (NR)	VWIF	-	no trade	0.88	-	-	-	-	-	-	0.1	1.5	9M18	24.3	1.0
Al-Zawraa for Financial Inv. (NR)	VZAF	-	no trade	0.36	-	-	-	-	-	-	0.0	0.3	9M18	-	0.4
Investment Sector Total												5.8			
Money Transfer Sector															
Al-Harir for Money Transfer (NR) ***	MTAH	-	no trade	1.00	-	-	-	-	-	-	0.3	82.5	9M18	-	2.1
Al-Taif Money Transfer (NR)	MTAI	-	Suspend/ISC	3.00	-	-	-	-	-	-	0	94.0	FY17	-	2.5
Al-Manafaa for Money Trans. (NR)	MTMA	-	no trade	-	-	-	-	-	-	-	-	-	6M18	-	-
Mouta for Remittance (NR)	MTMO	-	Suspend/ISC	-	-	-	-	-	-	-	0	-	FY17	-	-
Al Nibal Al Arabya for Money T. (NR)	MTNI	-	no trade	1.00	-	-	-	-	-	-	-	37.1	9M18	-	1.0
Alnoor for Money Transfer (NR)	MTNN	-	no trade	0.32	-	-	-	-	-	-	93.9	11.9	9M18	-	0.3
Nobles for Money Transfer (NR)	MTNO	-	no trade	1.00	-	-	-	-	-	-	-	24.7	9M18	-	0.7
Al-Rabita Al-Maliya Co. (NR)***	MTRA	-	Suspend/ISC	0.50	-	-	-	-	-	-	-	41.2	3M18	-	1.1
Money Transfer Sector Total												291.5			
Grand Total								178	241	161		11,981.6			

Source: Iraq Stock Exchange

*Average data was calculated according to recent six months, by dividing the total trading volume (excluding cross transactions) in the last six months to total number of trading days (excluding the No. of days share were suspended due to GA or by ISC).

** Last Financials: The date of the most recent financial statements.

P/E (Last): While calculating P/E (Last), we divided "Current Mcap" to "trailing net profit" when the recently announced financial statements are for the interim period. For the companies which trailing profit cannot be calculated due to lack of information, we divide "Current Mcap" to "annualized YTD profit," while calculating P/E (Last). We adjusted unaudited profit before tax values by deducting 15% income tax, while calculating annualized YTD profit.

P/BV (Last): Calculated by dividing "Current Mcap" to "BV in its Last Financials".

Iraqi banks started to publish IFRS annual reports starting 2016; however, interim period results are available according to Iraqi accounting rules. As a result, we will continue to depend only on the financial results prepared according to Iraqi accounting rules to be able to work with consistent data till the financial statements for both quarterly and annual data will be available according to IFRS standards.

***When the original shares resume trading, we start using the number of shares that the company will reach after the capital increase with the assumption that the capital increase was reflected to the price of the shares. We use the new capital in calculating Mcap.

Note: "Suspend/ISC" companies are not trading due to ISC Instructions.

"Suspend/GA" companies are not trading due to General Assembly Meetings.

"(NR)": These are the companies which are trading in the Non-Regular market (in compliance with Iraq Securities Commission law numbered 132/9 on 20/12/2012). These companies were moved to the secondary market (non-regular) because of the decrease in their trading volume and the number of days that these companies are being traded for. Please note, according to the Regulations of the Secondary Market, in each trading session, the average share price will be calculated for each share. The maximum increase and decrease of +/- 20% will be based on the average price in the previous session. The price should be valid during three effective trading sessions after the listing, and it will be free in the first trading session after capital increasing.

"We use the FX rate given by the bank that Rabee Securities makes its banking transactions while calculating the dollar values in our research reports instead of CBI market FX rate to be more conservative."

For any inquiries, contact:

Research

Aysegul Ozge Ozgur (SVP, Head of Research)

aozgur@rs.iq

Tugba Tan (Analyst)

ttan@rs.iq

Lana Nihad (Associate)

lnihad@rs.iq

research@rs.iq

Tel: +90 212 219 2524

Mob: +90 539 456 4566

Trading

traders@rs.iq

Tel: +964 727 002 0407

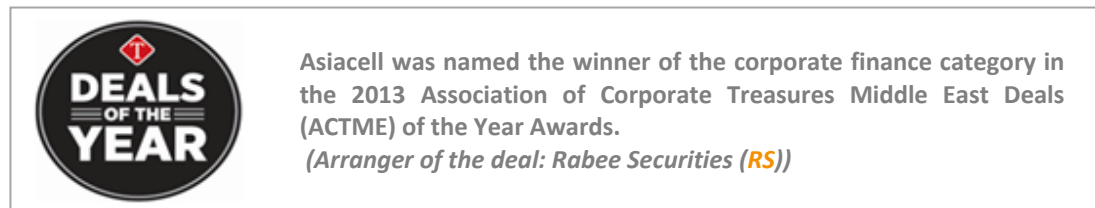
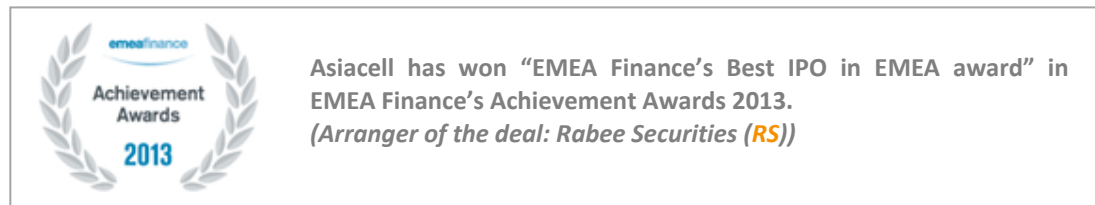
Info

info@rs.iq

Tel: +964 (770) 450 7463

RS Bloomberg page: <RSIQ>

RS Website: RS.IQ



Baghdad HQ

903/14/19

Karada, Baghdad, Iraq

Tel: +964 727 002 0407

Erbil

Italian Village offices

Office No: 32, Erbil, Iraq

Mob: +964 770 493 9999

Suleymani

Rand Gallery

Office No: 4, Floor: 6, Suleymani, Iraq

Mob: +964 770 651 9944

Istanbul Rep. Office

Halaskargazi Cad. No: 103/16

Osmanbey, Istanbul, Turkey

Tel: +90 212 219 2524

Mob: +90 539 456 4566

DISCLAIMER

This publication may not be reproduced, modified, or re-disseminated in whole or in part without the prior written permission of Rabee Securities. The information provided herein is of a general nature and for informational purposes only and is not intended to serve as an offer or solicitation with respect to the purchase or sale of any security, or as a recommendation to adopt any particular trading strategy. Such information is subject to change without prior notice. Although Rabee Securities obtains information from sources it considers reliable, Rabee Securities makes no representations or warranties, express or implied, as to the information's accuracy or completeness. Furthermore, such information may be incomplete or condensed. Rabee Securities, its affiliates, directors, employees, assigns, agents, and successors bear no liability for any errors or omissions in this publication or for any losses arising from the use of or reliance upon this information. This limitation on liability applies to direct, indirect, consequential, special, punitive, or other damages, as well as damages for loss of profits or business interruption. Investors shall bear all responsibility for investment decisions taken on the basis of the contents of this report. Rabee Securities strongly advises potential investors to seek financial guidance when determining whether an investment is appropriate to their needs. All estimates included in this report constitute Rabee Securities' opinion as of the date published on the report and are subject to change without notice.